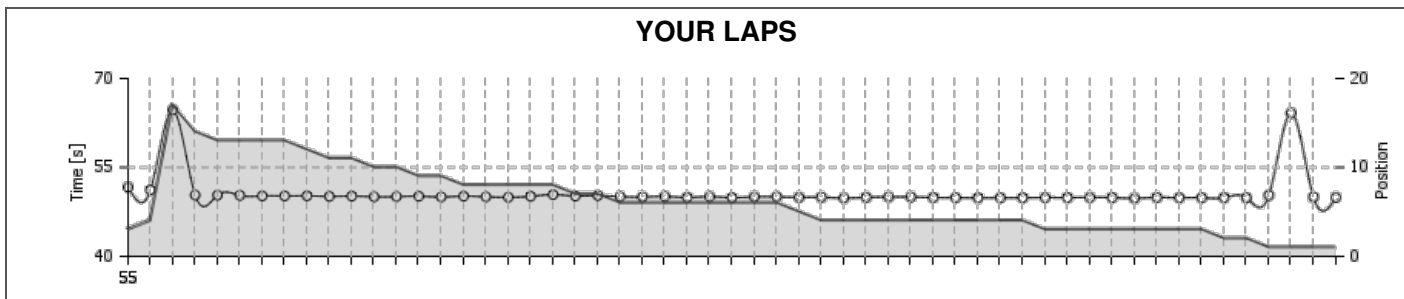


Position	Kart	Best Lap	Date
1	104 Klek Jakub	49.793	29-07-2018



YOUR RESULTS

Lap	S1	S2	Lap time
1	24.172	27.493	51.665
2	23.474	27.711	51.185
3	37.636	27.071	01:04.707
4	23.322	27.004	50.326
5	23.197	27.122	50.319
6	23.254	27.028	50.282
7	23.174	27.019	50.193
8	23.164	27.027	50.191
9	23.170	27.037	50.207
10	23.116	26.998	50.114
11	23.150	27.015	50.165
12	23.085	26.963	50.048
13	23.119	26.948	50.067
14	23.135	27.011	50.146
15	23.075	26.934	50.009
16	23.184	26.974	50.158
17	23.146	26.890	50.036
18	23.101	26.860	49.961
19	23.074	27.041	50.115
20	23.232	27.182	50.414
21	23.261	26.908	50.169
22	23.150	27.107	50.257
23	23.081	26.997	50.078
24	23.057	26.948	50.005
25	23.048	27.052	50.100
26	23.038	26.889	49.927
27	23.024	27.053	50.077
28	22.990	26.903	49.893
29	23.091	26.950	50.041
30	23.049	26.985	50.034
31	23.035	26.921	49.956
32	22.970	26.992	49.962
33	22.974	26.853	49.827
34	23.030	26.917	49.947
35	22.979	27.046	50.025
36	23.085	26.931	50.016
37	23.046	26.868	49.914
38	23.025	26.866	49.891
39	22.947	26.913	49.860
40	22.988	26.885	49.873
41	23.018	26.856	49.874
42	23.034	26.884	49.918

YOUR COMPETITORS

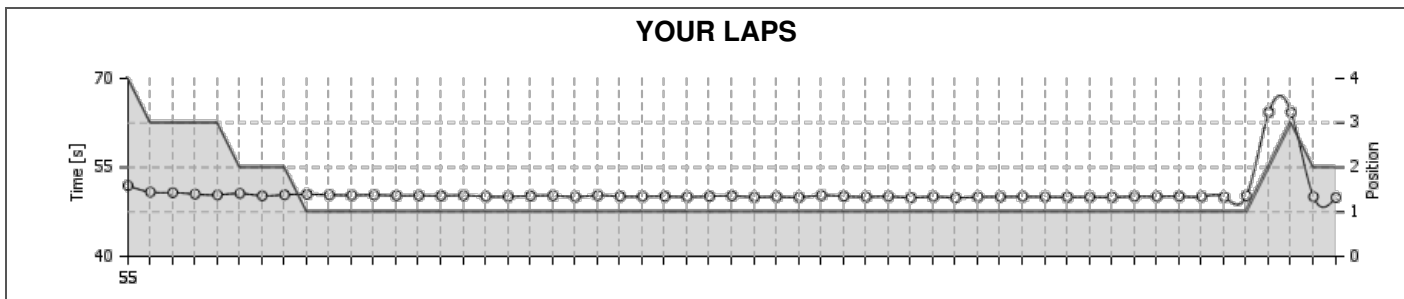
Pos	Driver	Kart	Best S1	Best S2	Best Lap	Gap
1	104 Klek Jakub .	2	22.936	26.847	49.793	+00.000
2	100 Haarbosch Rico .	5	23.054	26.810	49.893	+05.888
3	1 Boutens Ruben .	1	22.990	26.821	49.898	+07.442
4	198 Pel Artur .	10	22.946	26.979	49.925	+16.254
5	103 Grzyb Michal .	3	23.035	26.972	50.055	+16.614
6	38 Logan Sougne .	11	23.016	26.941	49.980	+16.846
7	66 Holler Dennis .	8	22.989	26.988	50.024	+17.308
8	101 Papke Sebastian .	13	23.022	26.941	50.028	+17.944
9	196 Javanainen Rickard .	16	23.005	26.890	49.985	+18.198
10	95 Verhoeven Christophe .	6	23.094	26.987	50.131	+18.568
11	200 Jenss Lars Ole .	15	23.081	26.983	50.098	+21.756
12	97 Stolk Lorenzo .	12	23.026	26.979	50.037	+21.938
13	179 Balneger Selina .	9	23.110	27.050	50.236	+27.380
14	99 Baccellieri Giovanni .	17	23.165	26.985	50.204	+27.614
15	17 Douven Christian .	14	23.084	27.029	50.152	+27.893
16	137 puyato opnithi .	4	23.156	27.085	50.276	+31.440
17	23 Grooten Mathias .	7	23.146	27.026	50.188	+32.064
18	19 Ryndzionaek Michal .	19	23.099	26.977	50.106	+32.981
19	191 van Dijk Thom .	18	23.149	26.990	50.139	+33.425
20	195 Lencses Balint .	20	23.179	27.148	50.351	+36.982
THEORETICAL BEST LAP			22.936	26.810	49.746	

Lap	S1	S2	Lap time
43	22.967	26.937	49.904
44	23.009	26.938	49.947
45	22.992	26.912	49.904
46	22.936	26.857	49.793
47	22.993	26.936	49.929
48	23.016	26.871	49.887
49	23.012	26.873	49.885
50	23.026	26.875	49.901
51	23.010	26.863	49.873
52	23.018	27.263	50.281
53	37.330	26.847	01:04.177
54	22.992	26.997	49.989
55	23.038	26.908	49.946
IDEAL	22.936	26.847	49.783

TRACK RECORDS

TOP DNIA			TOP TYGODNIA			TOP MIESIĄCA			TOP KONFIGURACJI			TOP KOBIET		
#	Driver	Lap	#	Driver	Lap	#	Driver	Lap	#	Driver	Lap	#	Driver	Lap
1	97 Stolk Lorenzo .	49.341	1	97 Stolk Lorenzo .	49.341	1	97 Stolk Lorenzo .	49.341	1	97 Stolk Lorenzo .	49.341	1	PALECZKA E.	52.523
2	1 Boutens Ruben .	49.416	2	1 Boutens Ruben .	49.416	2	1 Boutens Ruben .	49.416	2	1 Boutens Ruben .	49.416	2	MOTZ M.	54.835
3	101 Papke Sebastian .	49.447	3	101 Papke Sebastian .	49.447	3	101 Papke Sebastian .	49.447	3	101 Papke Sebastian .	49.447	3	VERSCHOOR T.	55.332
4	94 Siese Maxi .	49.554	4	Romano Franssen .	49.511	4	Romano Franssen .	49.511	4	Romano Franssen .	49.511	4	PRUCNAL K.	55.502
5	198 Pel Artur .	49.591	5	Jakub Klek .	49.527	5	Jakub Klek .	49.527	5	Jakub Klek .	49.527	5	PRUCNAL K.	55.704
6	100 Haarbosch Rico .	49.594	6	94 Siese Maxi .	49.554	6	94 Siese Maxi .	49.554	6	94 Siese Maxi .	49.554	6	PILAT K.	55.739
7	66 Holler Dennis .	49.597	7	198 Pel Artur .	49.591	7	198 Pel Artur .	49.591	7	198 Pel Artur .	49.591	7	---	00.000
8	23 Grooten Mathias .	49.606	8	100 Haarbosch Rico .	49.594	8	100 Haarbosch Rico .	49.594	8	100 Haarbosch Rico .	49.594	8	---	00.000
9	104 Klek Jakub .	49.606	9	66 Holler Dennis .	49.597	9	66 Holler Dennis .	49.597	9	66 Holler Dennis .	49.597	9	---	00.000
10	19 Ryndzionek Michal .	49.637	10	104 Klek Jakub .	49.606	10	104 Klek Jakub .	49.606	10	23 Grooten Mathias .	49.606	10	---	00.000

Position	Kart	Best Lap	Date
2	100 Haarbosch Rico	Kart 5	49.893
			29-07-2018



YOUR RESULTS

Lap	S1	S2	Lap time
1	24.423	27.508	51.931
2	23.506	27.328	50.834
3	23.548	27.192	50.740
4	23.375	27.119	50.494
5	23.259	27.102	50.361
6	23.369	27.236	50.605
7	23.232	26.981	50.213
8	23.326	27.055	50.381
9	23.292	27.174	50.466
10	23.398	26.969	50.367
11	23.286	27.008	50.294
12	23.283	27.067	50.350
13	23.211	27.026	50.237
14	23.223	27.036	50.259
15	23.219	26.994	50.213
16	23.253	27.032	50.285
17	23.207	26.884	50.091
18	23.220	26.857	50.077
19	23.220	26.972	50.192
20	23.282	26.961	50.243
21	23.185	26.854	50.039
22	23.354	26.918	50.272
23	23.180	26.936	50.116
24	23.225	26.863	50.088
25	23.156	26.956	50.112
26	23.145	26.880	50.025
27	23.186	26.951	50.137
28	23.232	26.965	50.197
29	23.121	26.870	49.991
30	23.141	26.901	50.042
31	23.127	26.844	49.971
32	23.159	27.112	50.271
33	23.183	26.956	50.139
34	23.124	26.902	50.026
35	23.117	26.983	50.100
36	23.095	26.810	49.905
37	23.168	26.892	50.060
38	23.054	26.839	49.893
39	23.081	26.929	50.010
40	23.116	26.932	50.048
41	23.130	26.943	50.073

YOUR COMPETITORS

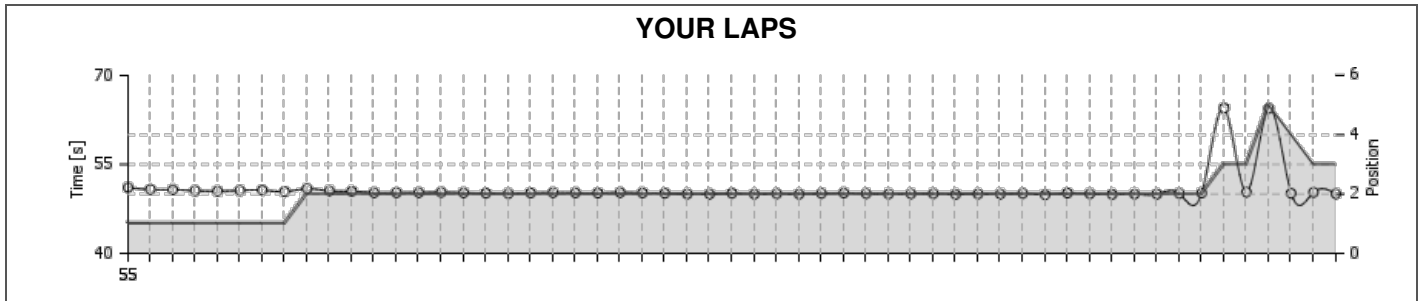
Pos	Driver	Kart	Best S1	Best S2	Best Lap	Gap
1	104 Klek Jakub .	2	22.936	26.847	49.793	+00.000
2	100 Haarbosch Rico .	5	23.054	26.810	49.893	+05.888
3	1 Boutens Ruben .	1	22.990	26.821	49.898	+07.442
4	198 Pel Artur .	10	22.946	26.979	49.925	+16.254
5	103 Grzyb Michal .	3	23.035	26.972	50.055	+16.614
6	38 Logan Sougne .	11	23.016	26.941	49.980	+16.846
7	66 Holler Dennis .	8	22.989	26.988	50.024	+17.308
8	101 Papke Sebastian .	13	23.022	26.941	50.028	+17.944
9	196 Javanainen Rickard .	16	23.005	26.890	49.985	+18.198
10	95 Verhoeven Christophe .	6	23.094	26.987	50.131	+18.568
11	200 Jenss Lars Ole .	15	23.081	26.983	50.098	+21.756
12	97 Stolk Lorenzo .	12	23.026	26.979	50.037	+21.938
13	179 Balneger Selina .	9	23.110	27.050	50.236	+27.380
14	99 Baccellieri Giovanni .	17	23.165	26.985	50.204	+27.614
15	17 Douven Christian .	14	23.084	27.029	50.152	+27.893
16	137 puyato opnithi .	4	23.156	27.085	50.276	+31.440
17	23 Grooten Mathias .	7	23.146	27.026	50.188	+32.064
18	19 Ryndzionek Michal .	19	23.099	26.977	50.106	+32.981
19	191 van Dijk Thom .	18	23.149	26.990	50.139	+33.425
20	195 Lencses Balint .	20	23.179	27.148	50.351	+36.982
THEORETICAL BEST LAP			22.936	26.810	49.746	

Lap	S1	S2	Lap time
42	23.142	26.883	50.025
43	23.142	26.841	49.983
44	23.135	26.870	50.005
45	23.098	26.874	49.972
46	23.157	26.938	50.095
47	23.099	26.979	50.078
48	23.114	27.002	50.116
49	23.121	26.946	50.067
50	23.136	26.845	49.981
51	23.086	27.135	50.221
52	37.151	27.148	01:04.299
53	37.367	26.926	01:04.293
54	23.153	26.885	50.038
55	23.113	26.822	49.935
IDEAL	23.054	26.810	49.864

TRACK RECORDS

TOP DNIA			TOP TYGODNIA			TOP MIESIĄCA			TOP KONFIGURACJI			TOP KOBIET		
#	Driver	Lap	#	Driver	Lap	#	Driver	Lap	#	Driver	Lap	#	Driver	Lap
1	97 Stolk Lorenzo .	49.341	1	97 Stolk Lorenzo .	49.341	1	97 Stolk Lorenzo .	49.341	1	97 Stolk Lorenzo .	49.341	1	PALECZKA E.	52.523
2	1 Boutens Ruben .	49.416	2	1 Boutens Ruben .	49.416	2	1 Boutens Ruben .	49.416	2	1 Boutens Ruben .	49.416	2	MOTZ M.	54.835
3	101 Papke Sebastian .	49.447	3	101 Papke Sebastian .	49.447	3	101 Papke Sebastian .	49.447	3	101 Papke Sebastian .	49.447	3	VERSCHOOR T.	55.332
4	94 Siese Maxi .	49.554	4	Romano Franssen .	49.511	4	Romano Franssen .	49.511	4	Romano Franssen .	49.511	4	PRUCNAL K.	55.502
5	198 Pel Artur .	49.591	5	Jakub Kłęk .	49.527	5	Jakub Kłęk .	49.527	5	Jakub Kłęk .	49.527	5	PRUCNAL K.	55.704
6	100 Haarbosch Rico .	49.594	6	94 Siese Maxi .	49.554	6	94 Siese Maxi .	49.554	6	94 Siese Maxi .	49.554	6	PILAT K.	55.739
7	66 Holler Dennis .	49.597	7	198 Pel Artur .	49.591	7	198 Pel Artur .	49.591	7	198 Pel Artur .	49.591	7	---	00.000
8	23 Grooten Mathias .	49.606	8	100 Haarbosch Rico .	49.594	8	100 Haarbosch Rico .	49.594	8	100 Haarbosch Rico .	49.594	8	---	00.000
9	104 Klek Jakub .	49.606	9	66 Holler Dennis .	49.597	9	66 Holler Dennis .	49.597	9	66 Holler Dennis .	49.597	9	---	00.000
10	19 Ryndzionek Michal .	49.637	10	104 Klek Jakub .	49.606	10	104 Klek Jakub .	49.606	10	23 Grooten Mathias .	49.606	10	---	00.000

Position	Kart	Best Lap	Date
3	Kart 1	49.898	29-07-2018
1 Boutens Ruben			



YOUR RESULTS

Lap	S1	S2	Lap time
1	23.575	27.520	51.095
2	23.513	27.247	50.760
3	23.471	27.256	50.727
4	23.430	27.129	50.559
5	23.404	27.095	50.499
6	23.370	27.233	50.603
7	23.344	27.311	50.655
8	23.350	27.063	50.413
9	23.332	27.555	50.887
10	23.512	27.036	50.548
11	23.340	27.121	50.461
12	23.243	26.986	50.229
13	23.210	27.016	50.226
14	23.183	27.067	50.250
15	23.187	27.106	50.293
16	23.184	27.032	50.216
17	23.210	26.931	50.141
18	23.177	26.902	50.079
19	23.165	27.014	50.179
20	23.216	27.021	50.237
21	23.163	27.039	50.202
22	23.224	26.944	50.168
23	23.134	27.123	50.257
24	23.184	27.003	50.187
25	23.122	27.019	50.141
26	23.059	26.947	50.006
27	23.083	26.916	49.999
28	23.140	26.979	50.119
29	23.067	26.924	49.991
30	23.106	26.948	50.054
31	23.086	26.899	49.985
32	23.088	27.020	50.108
33	23.106	27.076	50.182
34	23.125	26.953	50.078
35	23.071	26.942	50.013
36	23.101	26.950	50.051
37	23.075	26.988	50.063
38	23.037	26.917	49.954
39	23.082	26.929	50.011
40	23.079	26.935	50.014
41	23.089	27.008	50.097
42	23.077	26.821	49.898

YOUR COMPETITORS

Pos	Driver	Kart	Best S1	Best S2	Best Lap	Gap
1	104 Klek Jakub .	2	22.936	26.847	49.793	+00.000
2	100 Haarbosch Rico .	5	23.054	26.810	49.893	+05.888
3	1 Boutens Ruben .	1	22.990	26.821	49.898	+07.442
4	198 Pel Artur .	10	22.946	26.979	49.925	+16.254
5	103 Grzyb Michal .	3	23.035	26.972	50.055	+16.614
6	38 Logan Sougne .	11	23.016	26.941	49.980	+16.846
7	66 Holler Dennis .	8	22.989	26.988	50.024	+17.308
8	101 Papke Sebastian .	13	23.022	26.941	50.028	+17.944
9	196 Javanainen Rickard .	16	23.005	26.890	49.985	+18.198
10	95 Verhoeven Christophe .	6	23.094	26.987	50.131	+18.568
11	200 Jenss Lars Ole .	15	23.081	26.983	50.098	+21.756
12	97 Stolk Lorenzo .	12	23.026	26.979	50.037	+21.938
13	179 Balneger Selina .	9	23.110	27.050	50.236	+27.380
14	99 Baccellieri Giovanni .	17	23.165	26.985	50.204	+27.614
15	17 Douven Christian .	14	23.084	27.029	50.152	+27.893
16	137 puyato opnithi .	4	23.156	27.085	50.276	+31.440
17	23 Grooten Mathias .	7	23.146	27.026	50.188	+32.064
18	19 Ryndzionek Michal .	19	23.099	26.977	50.106	+32.981
19	191 van Dijk Thom .	18	23.149	26.990	50.139	+33.425
20	195 Lencses Balint .	20	23.179	27.148	50.351	+36.982
THEORETICAL BEST LAP			22.936	26.810	49.746	

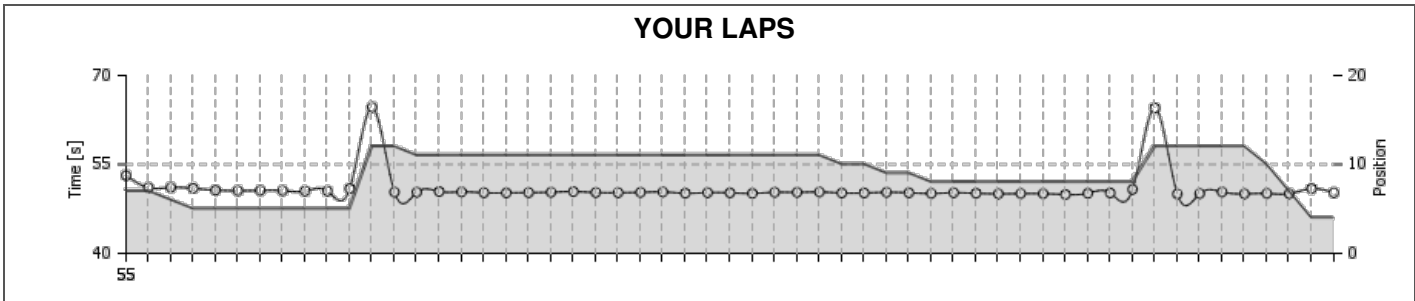
Lap	S1	S2	Lap time
43	23.204	26.966	50.170
44	23.124	26.929	50.053
45	23.063	26.885	49.948
46	23.049	26.951	50.000
47	23.028	26.962	49.990
48	23.087	27.007	50.094
49	22.990	27.186	50.176
50	37.378	27.118	01:04.496
51	23.145	27.181	50.326
52	37.442	27.013	01:04.455
53	23.107	27.030	50.137
54	23.116	27.165	50.281
55	23.056	26.993	50.049
IDEAL	22.990	26.821	49.811

TRACK RECORDS

TOP DNIA			TOP TYGODNIA			TOP MIESIĄCA			TOP KONFIGURACJI			TOP KOBIEC		
#	Driver	Lap	#	Driver	Lap	#	Driver	Lap	#	Driver	Lap	#	Driver	Lap
1	97 Stolk Lorenzo .	49.341	1	97 Stolk Lorenzo .	49.341	1	97 Stolk Lorenzo .	49.341	1	97 Stolk Lorenzo .	49.341	1	PALECZKA E.	52.523
2	1 Boutens Ruben .	49.416	2	1 Boutens Ruben .	49.416	2	1 Boutens Ruben .	49.416	2	1 Boutens Ruben .	49.416	2	MOTZ M.	54.835
3	101 Papke Sebastian .	49.447	3	101 Papke Sebastian .	49.447	3	101 Papke Sebastian .	49.447	3	101 Papke Sebastian .	49.447	3	VERSCOOR T.	55.332
4	94 Siese Maxi .	49.554	4	Romano Franssen .	49.511	4	Romano Franssen .	49.511	4	Romano Franssen .	49.511	4	PRUCNAL K.	55.502
5	198 Pel Artur .	49.591	5	Jakub Klęk .	49.527	5	Jakub Klęk .	49.527	5	Jakub Klęk .	49.527	5	PRUCNAL K.	55.704
6	100 Haarbosch Rico .	49.594	6	94 Siese Maxi .	49.554	6	94 Siese Maxi .	49.554	6	94 Siese Maxi .	49.554	6	PILAT K.	55.739
7	66 Holler Dennis .	49.597	7	198 Pel Artur .	49.591	7	198 Pel Artur .	49.591	7	198 Pel Artur .	49.591	7	---	00.000
8	23 Grooten Mathias .	49.606	8	100 Haarbosch Rico .	49.594	8	100 Haarbosch Rico .	49.594	8	100 Haarbosch Rico .	49.594	8	---	00.000
9	104 Klek Jakub .	49.606	9	66 Holler Dennis .	49.597	9	66 Holler Dennis .	49.597	9	66 Holler Dennis .	49.597	9	---	00.000
10	19 Ryndzionek Michal .	49.637	10	104 Klek Jakub .	49.606	10	104 Klek Jakub .	49.606	10	23 Grooten Mathias .	49.606	10	---	00.000

powered by kartingmanager

Position	Kart	Best Lap	Date
4	198 Pel Artur	Kart 10	49.925
			29-07-2018



YOUR RESULTS

Lap	S1	S2	Lap time
1	25.487	27.650	53.137
2	23.630	27.444	51.074
3	23.631	27.478	51.109
4	23.423	27.546	50.969
5	23.395	27.260	50.655
6	23.277	27.291	50.568
7	23.360	27.249	50.609
8	23.272	27.299	50.571
9	23.260	27.237	50.497
10	23.252	27.264	50.516
11	23.251	27.660	50.911
12	37.441	27.214	01:04.655
13	23.177	27.141	50.318
14	23.204	27.105	50.309
15	23.147	27.276	50.423
16	23.161	27.206	50.367
17	23.096	27.122	50.218
18	23.097	27.108	50.205
19	23.103	27.136	50.239
20	23.121	27.185	50.306
21	23.352	27.066	50.418
22	23.143	27.112	50.255
23	23.086	27.141	50.227
24	23.089	27.195	50.284
25	23.137	27.219	50.356
26	23.057	27.082	50.139
27	23.143	27.091	50.234
28	23.032	27.175	50.207
29	23.094	27.023	50.117
30	23.105	27.188	50.293
31	23.171	27.121	50.292
32	23.172	27.173	50.345
33	22.995	27.184	50.179
34	23.096	27.088	50.184
35	23.084	27.207	50.291
36	23.145	27.069	50.214
37	22.990	27.110	50.100
38	23.056	27.166	50.222
39	23.007	27.122	50.129
40	22.958	27.083	50.041
41	23.032	27.045	50.077
42	22.974	27.090	50.064

YOUR COMPETITORS

Pos	Driver	Kart	Best S1	Best S2	Best Lap	Gap
1	104 Klek Jakub .	2	22.936	26.847	49.793	+00.000
2	100 Haarbosch Rico .	5	23.054	26.810	49.893	+05.888
3	1 Boutens Ruben .	1	22.990	26.821	49.898	+07.442
4	198 Pel Artur .	10	22.946	26.979	49.925	+16.254
5	103 Grzyb Michal .	3	23.035	26.972	50.055	+16.614
6	38 Logan Sougne .	11	23.016	26.941	49.980	+16.846
7	66 Holler Dennis .	8	22.989	26.988	50.024	+17.308
8	101 Papke Sebastian .	13	23.022	26.941	50.028	+17.944
9	196 Javanainen Rickard .	16	23.005	26.890	49.985	+18.198
10	95 Verhoeven Christophe .	6	23.094	26.987	50.131	+18.568
11	200 Jenss Lars Ole .	15	23.081	26.983	50.098	+21.756
12	97 Stolk Lorenzo .	12	23.026	26.979	50.037	+21.938
13	179 Balneger Selina .	9	23.110	27.050	50.236	+27.380
14	99 Baccellieri Giovanni .	17	23.165	26.985	50.204	+27.614
15	17 Douven Christian .	14	23.084	27.029	50.152	+27.893
16	137 puyato opnithi .	4	23.156	27.085	50.276	+31.440
17	23 Grooten Mathias .	7	23.146	27.026	50.188	+32.064
18	19 Ryndzionek Michal .	19	23.099	26.977	50.106	+32.981
19	191 van Dijk Thom .	18	23.149	26.990	50.139	+33.425
20	195 Lencses Balint .	20	23.179	27.148	50.351	+36.982
THEORETICAL BEST LAP			22.936	26.810	49.746	

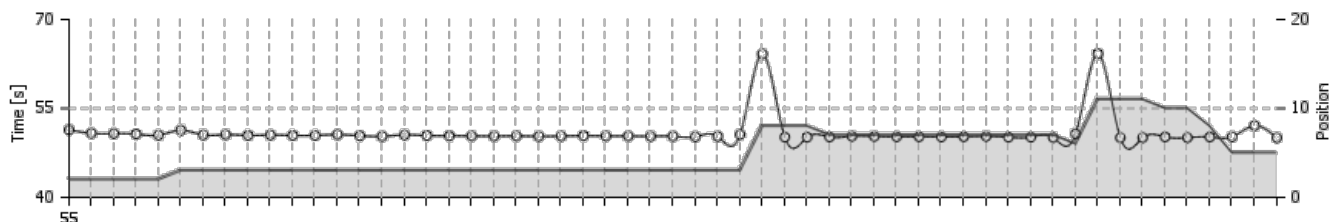
Lap	S1	S2	Lap time
43	22.946	26.979	49.925
44	23.094	27.034	50.128
45	23.012	27.172	50.184
46	23.021	27.766	50.787
47	37.430	27.085	01:04.515
48	23.009	26.993	50.002
49	22.947	27.128	50.075
50	23.246	27.102	50.348
51	22.987	27.051	50.038
52	23.006	27.091	50.097
53	23.032	27.032	50.064
54	23.586	27.316	50.902
55	23.088	27.145	50.233
IDEAL	22.946	26.979	49.925

TRACK RECORDS

TOP DNIA			TOP TYGODNIA			TOP MIESIĄCA			TOP KONFIGURACJI			TOP KOBIET		
#	Driver	Lap	#	Driver	Lap	#	Driver	Lap	#	Driver	Lap	#	Driver	Lap
1	97 Stolk Lorenzo .	49.341	1	97 Stolk Lorenzo .	49.341	1	97 Stolk Lorenzo .	49.341	1	97 Stolk Lorenzo .	49.341	1	PALECZKA E.	52.523
2	1 Boutens Ruben .	49.416	2	1 Boutens Ruben .	49.416	2	1 Boutens Ruben .	49.416	2	1 Boutens Ruben .	49.416	2	MOTZ M.	54.835
3	101 Papke Sebastian .	49.447	3	101 Papke Sebastian .	49.447	3	101 Papke Sebastian .	49.447	3	101 Papke Sebastian .	49.447	3	VERSCOOR T.	55.332
4	94 Siese Maxi .	49.554	4	Romano Franssen .	49.511	4	Romano Franssen .	49.511	4	Romano Franssen .	49.511	4	PRUCNAL K.	55.502
5	198 Pel Artur .	49.591	5	Jakub Klęk .	49.527	5	Jakub Klęk .	49.527	5	Jakub Klęk .	49.527	5	PRUCNAL K.	55.704
6	100 Haarbosch Rico .	49.594	6	94 Siese Maxi .	49.554	6	94 Siese Maxi .	49.554	6	94 Siese Maxi .	49.554	6	PILAT K.	55.739
7	66 Holler Dennis .	49.597	7	198 Pel Artur .	49.591	7	198 Pel Artur .	49.591	7	198 Pel Artur .	49.591	7	---	00.000
8	23 Grooten Mathias .	49.606	8	100 Haarbosch Rico .	49.594	8	100 Haarbosch Rico .	49.594	8	100 Haarbosch Rico .	49.594	8	---	00.000
9	104 Klek Jakub .	49.606	9	66 Holler Dennis .	49.597	9	66 Holler Dennis .	49.597	9	66 Holler Dennis .	49.597	9	---	00.000
10	19 Ryndzionek Michal .	49.637	10	104 Klek Jakub .	49.606	10	104 Klek Jakub .	49.606	10	23 Grooten Mathias .	49.606	10	---	00.000

Position	Kart	Best Lap	Date
5	103 Grzyb Michal	Kart 3	50.055
			29-07-2018

YOUR LAPS



YOUR RESULTS

Lap	S1	S2	Lap time
1	23.897	27.490	51.387
2	23.495	27.308	50.803
3	23.467	27.292	50.759
4	23.486	27.182	50.668
5	23.382	27.109	50.491
6	23.388	27.925	51.313
7	23.372	27.161	50.533
8	23.354	27.223	50.577
9	23.326	27.123	50.449
10	23.451	27.065	50.516
11	23.254	27.190	50.444
12	23.301	27.153	50.454
13	23.353	27.229	50.582
14	23.318	27.073	50.391
15	23.248	27.036	50.284
16	23.379	27.160	50.539
17	23.340	27.081	50.421
18	23.328	27.049	50.377
19	23.271	27.073	50.344
20	23.252	27.069	50.321
21	23.208	27.136	50.344
22	23.201	27.087	50.288
23	23.232	27.092	50.324
24	23.253	27.131	50.384
25	23.213	27.131	50.344
26	23.219	27.105	50.324
27	23.168	27.135	50.303
28	23.157	27.135	50.292
29	23.157	27.065	50.222
30	23.116	27.151	50.267
31	23.146	27.458	50.604
32	37.074	27.099	01:04.173
33	23.127	27.030	50.157
34	23.103	27.035	50.138
35	23.081	27.099	50.180
36	23.106	27.198	50.304
37	23.171	27.111	50.282
38	23.118	27.106	50.224
39	23.137	27.085	50.222
40	23.112	27.082	50.194
41	23.105	27.125	50.230
42	23.125	27.168	50.293

YOUR COMPETITORS

Pos	Driver	Kart	Best S1	Best S2	Best Lap	Gap
1	104 Klek Jakub .	2	22.936	26.847	49.793	+00.000
2	100 Haarbosch Rico .	5	23.054	26.810	49.893	+05.888
3	1 Boutens Ruben .	1	22.990	26.821	49.898	+07.442
4	198 Pel Artur .	10	22.946	26.979	49.925	+16.254
5	103 Grzyb Michal .	3	23.035	26.972	50.055	+16.614
6	38 Logan Sougne .	11	23.016	26.941	49.980	+16.846
7	66 Holler Dennis .	8	22.989	26.988	50.024	+17.308
8	101 Papke Sebastian .	13	23.022	26.941	50.028	+17.944
9	196 Javanainen Rickard .	16	23.005	26.890	49.985	+18.198
10	95 Verhoeven Christophe .	6	23.094	26.987	50.131	+18.568
11	200 Jenss Lars Ole .	15	23.081	26.983	50.098	+21.756
12	97 Stolk Lorenzo .	12	23.026	26.979	50.037	+21.938
13	179 Balneger Selina .	9	23.110	27.050	50.236	+27.380
14	99 Baccellieri Giovanni .	17	23.165	26.985	50.204	+27.614
15	17 Douven Christian .	14	23.084	27.029	50.152	+27.893
16	137 puyato opnithi .	4	23.156	27.085	50.276	+31.440
17	23 Grooten Mathias .	7	23.146	27.026	50.188	+32.064
18	19 Ryndzionek Michal .	19	23.099	26.977	50.106	+32.981
19	191 van Dijk Thom .	18	23.149	26.990	50.139	+33.425
20	195 Lencses Balint .	20	23.179	27.148	50.351	+36.982
THEORETICAL BEST LAP			22.936	26.810	49.746	

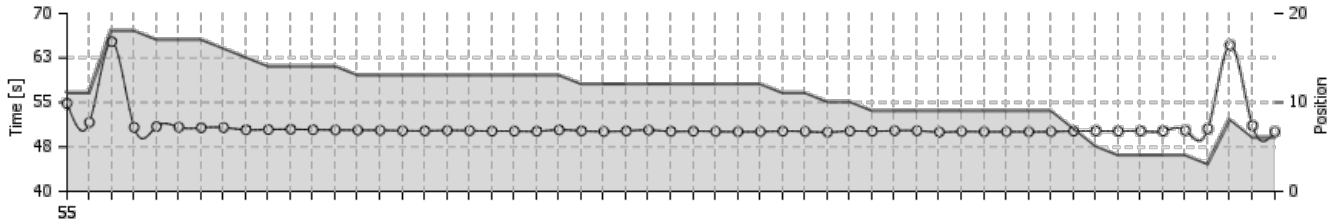
Lap	S1	S2	Lap time
43	23.068	27.076	50.144
44	23.064	27.100	50.164
45	23.075	27.009	50.084
46	23.110	27.621	50.731
47	37.225	26.985	01:04.210
48	23.051	27.004	50.055
49	23.035	27.027	50.062
50	23.219	26.975	50.194
51	23.079	26.987	50.066
52	23.165	27.012	50.177
53	23.098	27.120	50.218
54	24.526	27.549	52.075
55	23.084	26.972	50.056
IDEAL	23.035	26.972	50.007

TRACK RECORDS

TOP DNIA			TOP TYGODNIA			TOP MIESIĄCA			TOP KONFIGURACJI			TOP KOBIEŃ		
#	Driver	Lap	#	Driver	Lap	#	Driver	Lap	#	Driver	Lap	#	Driver	Lap
1	97 Stolk Lorenzo .	49.341	1	97 Stolk Lorenzo .	49.341	1	97 Stolk Lorenzo .	49.341	1	97 Stolk Lorenzo .	49.341	1	PALECZKA E.	52.523
2	1 Boutens Ruben .	49.416	2	1 Boutens Ruben .	49.416	2	1 Boutens Ruben .	49.416	2	1 Boutens Ruben .	49.416	2	MOTZ M.	54.835
3	101 Papke Sebastian .	49.447	3	101 Papke Sebastian .	49.447	3	101 Papke Sebastian .	49.447	3	101 Papke Sebastian .	49.447	3	VERSCHOOR T.	55.332
4	94 Siese Maxi .	49.554	4	Romano Franssen .	49.511	4	Romano Franssen .	49.511	4	Romano Franssen .	49.511	4	PRUCNAL K.	55.502
5	198 Pel Artur .	49.591	5	Jakub Klęk .	49.527	5	Jakub Klęk .	49.527	5	Jakub Klęk .	49.527	5	PRUCNAL K.	55.704
6	100 Haarbosch Rico .	49.594	6	94 Siese Maxi .	49.554	6	94 Siese Maxi .	49.554	6	94 Siese Maxi .	49.554	6	PILAT K.	55.739
7	66 Holler Dennis .	49.597	7	198 Pel Artur .	49.591	7	198 Pel Artur .	49.591	7	198 Pel Artur .	49.591	7	---	00.000
8	23 Grooten Mathias .	49.606	8	100 Haarbosch Rico .	49.594	8	100 Haarbosch Rico .	49.594	8	100 Haarbosch Rico .	49.594	8	---	00.000
9	104 Klek Jakub .	49.606	9	66 Holler Dennis .	49.597	9	66 Holler Dennis .	49.597	9	66 Holler Dennis .	49.597	9	---	00.000
10	19 Ryndzionek Michal .	49.637	10	104 Klek Jakub .	49.606	10	104 Klek Jakub .	49.606	10	23 Grooten Mathias .	49.606	10	---	00.000

Position	Kart	Best Lap	Date
6	38 Logan Sougne	Kart 11	49.980
			29-07-2018

YOUR LAPS



YOUR RESULTS

Lap	S1	S2	Lap time
1	27.019	27.845	54.864
2	23.631	27.995	51.626
3	37.833	27.419	01:05.252
4	23.356	27.425	50.781
5	23.521	27.416	50.937
6	23.430	27.394	50.824
7	23.380	27.353	50.733
8	23.627	27.135	50.762
9	23.286	27.100	50.386
10	23.304	27.128	50.432
11	23.323	27.147	50.470
12	23.251	27.151	50.402
13	23.252	27.096	50.348
14	23.197	27.124	50.321
15	23.195	27.101	50.296
16	23.150	27.079	50.229
17	23.158	27.043	50.201
18	23.148	27.121	50.269
19	23.168	27.064	50.232
20	23.112	27.052	50.164
21	23.141	27.022	50.163
22	23.142	26.989	50.131
23	23.302	27.070	50.372
24	23.165	27.032	50.197
25	23.118	26.979	50.097
26	23.130	27.060	50.190
27	23.105	27.230	50.335
28	23.098	27.012	50.110
29	23.088	27.067	50.155
30	23.073	27.026	50.099
31	23.101	26.954	50.055
32	23.084	26.989	50.073
33	23.073	27.079	50.152
34	23.051	27.045	50.096
35	23.039	26.941	49.980
36	23.115	27.062	50.177
37	23.087	27.048	50.135
38	23.072	27.160	50.232
39	23.170	27.051	50.221
40	23.022	26.983	50.005
41	23.045	27.044	50.089

YOUR COMPETITORS

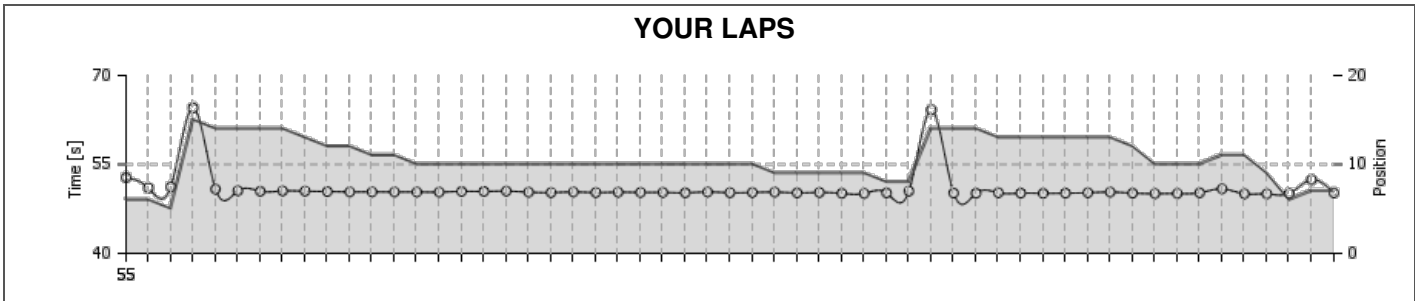
Pos	Driver	Kart	Best S1	Best S2	Best Lap	Gap
1	104 Klek Jakub .	2	22.936	26.847	49.793	+00.000
2	100 Haarbosch Rico .	5	23.054	26.810	49.893	+05.888
3	1 Boutens Ruben .	1	22.990	26.821	49.898	+07.442
4	198 Pel Artur .	10	22.946	26.979	49.925	+16.254
5	103 Grzyb Michal .	3	23.035	26.972	50.055	+16.614
6	38 Logan Sougne .	11	23.016	26.941	49.980	+16.846
7	66 Holler Dennis .	8	22.989	26.988	50.024	+17.308
8	101 Papke Sebastian .	13	23.022	26.941	50.028	+17.944
9	196 Javanainen Rickard .	16	23.005	26.890	49.985	+18.198
10	95 Verhoeven Christophe .	6	23.094	26.987	50.131	+18.568
11	200 Jenss Lars Ole .	15	23.081	26.983	50.098	+21.756
12	97 Stolk Lorenzo .	12	23.026	26.979	50.037	+21.938
13	179 Balneger Selina .	9	23.110	27.050	50.236	+27.380
14	99 Baccellieri Giovanni .	17	23.165	26.985	50.204	+27.614
15	17 Douven Christian .	14	23.084	27.029	50.152	+27.893
16	137 puyato opnithi .	4	23.156	27.085	50.276	+31.440
17	23 Grooten Mathias .	7	23.146	27.026	50.188	+32.064
18	19 Ryndzionaek Michal .	19	23.099	26.977	50.106	+32.981
19	191 van Dijk Thom .	18	23.149	26.990	50.139	+33.425
20	195 Lencses Balint .	20	23.179	27.148	50.351	+36.982
THEORETICAL BEST LAP			22.936	26.810	49.746	

Lap	S1	S2	Lap time
42	23.016	27.036	50.052
43	23.018	27.043	50.061
44	23.029	27.016	50.045
45	23.044	27.026	50.070
46	23.080	27.092	50.172
47	23.165	27.018	50.183
48	23.165	26.991	50.156
49	23.219	26.961	50.180
50	23.146	27.025	50.171
51	23.199	27.072	50.271
52	23.183	27.332	50.515
53	37.644	27.002	01:04.646
54	23.504	27.545	51.049
55	23.077	26.973	50.050
IDEAL	23.016	26.941	49.957

TRACK RECORDS

TOP DNIA			TOP TYGODNIA			TOP MIESIĄCA			TOP KONFIGURACJI			TOP KOBIET		
#	Driver	Lap	#	Driver	Lap	#	Driver	Lap	#	Driver	Lap	#	Driver	Lap
1	97 Stolk Lorenzo .	49.341	1	97 Stolk Lorenzo .	49.341	1	97 Stolk Lorenzo .	49.341	1	97 Stolk Lorenzo .	49.341	1	PALECZKA E.	52.523
2	1 Boutens Ruben .	49.416	2	1 Boutens Ruben .	49.416	2	1 Boutens Ruben .	49.416	2	1 Boutens Ruben .	49.416	2	MOTZ M.	54.835
3	101 Papke Sebastian .	49.447	3	101 Papke Sebastian .	49.447	3	101 Papke Sebastian .	49.447	3	101 Papke Sebastian .	49.447	3	VERSCHOOR T.	55.332
4	94 Siese Maxi .	49.554	4	Romano Franssen .	49.511	4	Romano Franssen .	49.511	4	Romano Franssen .	49.511	4	PRUCNAL K.	55.502
5	198 Pel Artur .	49.591	5	Jakub Klęk .	49.527	5	Jakub Klęk .	49.527	5	Jakub Klęk .	49.527	5	PRUCNAL K.	55.704
6	100 Haarbosch Rico .	49.594	6	94 Siese Maxi .	49.554	6	94 Siese Maxi .	49.554	6	94 Siese Maxi .	49.554	6	PILAT K.	55.739
7	66 Holler Dennis .	49.597	7	198 Pel Artur .	49.591	7	198 Pel Artur .	49.591	7	198 Pel Artur .	49.591	7	---	00.000
8	23 Grooten Mathias .	49.606	8	100 Haarbosch Rico .	49.594	8	100 Haarbosch Rico .	49.594	8	100 Haarbosch Rico .	49.594	8	---	00.000
9	104 Klek Jakub .	49.606	9	66 Holler Dennis .	49.597	9	66 Holler Dennis .	49.597	9	66 Holler Dennis .	49.597	9	---	00.000
10	19 Ryndzionek Michal .	49.637	10	104 Klek Jakub .	49.606	10	104 Klek Jakub .	49.606	10	23 Grooten Mathias .	49.606	10	---	00.000

Position	Kart	Best Lap	Date
7	66 Holler Dennis	50.024	29-07-2018



YOUR RESULTS

Lap	S1	S2	Lap time
1	25.181	27.630	52.811
2	23.576	27.438	51.014
3	23.558	27.670	51.228
4	37.070	27.470	01:04.540
5	23.353	27.479	50.832
6	23.330	27.225	50.555
7	23.320	27.154	50.474
8	23.259	27.267	50.526
9	23.253	27.236	50.489
10	23.225	27.206	50.431
11	23.229	27.132	50.361
12	23.200	27.169	50.369
13	23.197	27.151	50.348
14	23.176	27.172	50.348
15	23.162	27.163	50.325
16	23.210	27.243	50.453
17	23.251	27.194	50.445
18	23.282	27.214	50.496
19	23.149	27.165	50.314
20	23.111	27.133	50.244
21	23.209	27.139	50.348
22	23.139	27.109	50.248
23	23.123	27.190	50.313
24	23.078	27.192	50.270
25	23.079	27.191	50.270
26	23.034	27.176	50.210
27	23.222	27.130	50.352
28	23.073	27.148	50.221
29	23.151	27.114	50.265
30	23.160	27.163	50.323
31	23.122	27.081	50.203
32	23.125	27.136	50.261
33	23.080	27.038	50.118
34	23.067	27.028	50.095
35	23.141	27.057	50.198
36	23.039	27.455	50.494
37	37.044	27.147	01:04.191
38	23.045	27.129	50.174
39	23.049	27.081	50.130
40	23.155	27.068	50.223
41	23.024	27.128	50.152
42	23.017	27.102	50.119

YOUR COMPETITORS

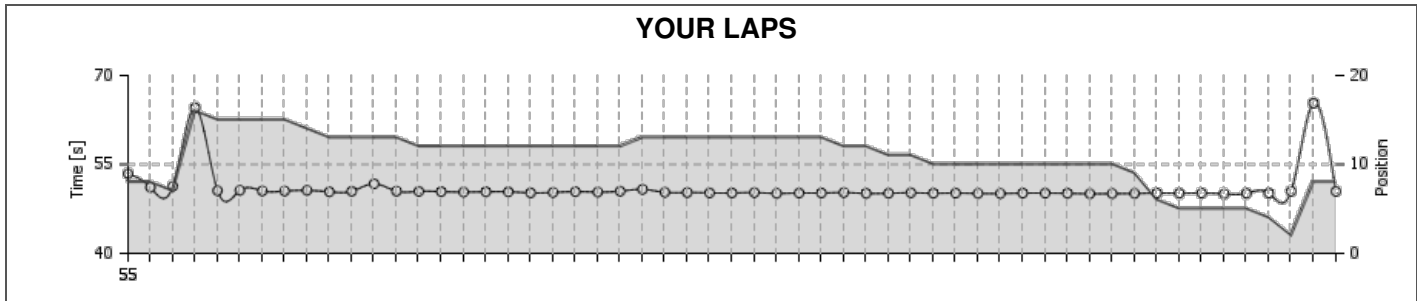
Pos	Driver	Kart	Best S1	Best S2	Best Lap	Gap
1	104 Klek Jakub .	2	22.936	26.847	49.793	+00.000
2	100 Haarbosch Rico .	5	23.054	26.810	49.893	+05.888
3	1 Boutens Ruben .	1	22.990	26.821	49.898	+07.442
4	198 Pel Artur .	10	22.946	26.979	49.925	+16.254
5	103 Grzyb Michal .	3	23.035	26.972	50.055	+16.614
6	38 Logan Sougne .	11	23.016	26.941	49.980	+16.846
7	66 Holler Dennis .	8	22.989	26.988	50.024	+17.308
8	101 Papke Sebastian .	13	23.022	26.941	50.028	+17.944
9	196 Javanainen Rickard .	16	23.005	26.890	49.985	+18.198
10	95 Verhoeven Christophe .	6	23.094	26.987	50.131	+18.568
11	200 Jenss Lars Ole .	15	23.081	26.983	50.098	+21.756
12	97 Stolk Lorenzo .	12	23.026	26.979	50.037	+21.938
13	179 Balneger Selina .	9	23.110	27.050	50.236	+27.380
14	99 Baccellieri Giovanni .	17	23.165	26.985	50.204	+27.614
15	17 Douven Christian .	14	23.084	27.029	50.152	+27.893
16	137 puyato opnithi .	4	23.156	27.085	50.276	+31.440
17	23 Grooten Mathias .	7	23.146	27.026	50.188	+32.064
18	19 Ryndzionek Michal .	19	23.099	26.977	50.106	+32.981
19	191 van Dijk Thom .	18	23.149	26.990	50.139	+33.425
20	195 Lencses Balint .	20	23.179	27.148	50.351	+36.982
THEORETICAL BEST LAP			22.936	26.810	49.746	

Lap	S1	S2	Lap time
43	23.044	27.105	50.149
44	23.043	27.178	50.221
45	23.212	27.117	50.329
46	23.077	27.079	50.156
47	23.031	27.036	50.067
48	23.014	27.073	50.087
49	22.989	27.225	50.214
50	23.884	26.990	50.874
51	23.026	27.016	50.042
52	23.036	26.988	50.024
53	23.034	27.075	50.109
54	24.793	27.624	52.417
55	23.100	27.106	50.206
IDEAL	22.989	26.988	49.977

TRACK RECORDS

TOP DNIA			TOP TYGODNIA			TOP MIESIĄCA			TOP KONFIGURACJI			TOP KOBIET		
#	Driver	Lap	#	Driver	Lap	#	Driver	Lap	#	Driver	Lap	#	Driver	Lap
1	97 Stolk Lorenzo .	49.341	1	97 Stolk Lorenzo .	49.341	1	97 Stolk Lorenzo .	49.341	1	97 Stolk Lorenzo .	49.341	1	PALECZKA E.	52.523
2	1 Boutens Ruben .	49.416	2	1 Boutens Ruben .	49.416	2	1 Boutens Ruben .	49.416	2	1 Boutens Ruben .	49.416	2	MOTZ M.	54.835
3	101 Papke Sebastian .	49.447	3	101 Papke Sebastian .	49.447	3	101 Papke Sebastian .	49.447	3	101 Papke Sebastian .	49.447	3	VERSCHOOR T.	55.332
4	94 Siese Maxi .	49.554	4	Romano Franssen .	49.511	4	Romano Franssen .	49.511	4	Romano Franssen .	49.511	4	PRUCNAL K.	55.502
5	198 Pel Artur .	49.591	5	Jakub Kłęk .	49.527	5	Jakub Kłęk .	49.527	5	Jakub Kłęk .	49.527	5	PRUCNAL K.	55.704
6	100 Haarbosch Rico .	49.594	6	94 Siese Maxi .	49.554	6	94 Siese Maxi .	49.554	6	94 Siese Maxi .	49.554	6	PILAT K.	55.739
7	66 Holler Dennis .	49.597	7	198 Pel Artur .	49.591	7	198 Pel Artur .	49.591	7	198 Pel Artur .	49.591	7	---	00.000
8	23 Grooten Mathias .	49.606	8	100 Haarbosch Rico .	49.594	8	100 Haarbosch Rico .	49.594	8	100 Haarbosch Rico .	49.594	8	---	00.000
9	104 Klek Jakub .	49.606	9	66 Holler Dennis .	49.597	9	66 Holler Dennis .	49.597	9	66 Holler Dennis .	49.597	9	---	00.000
10	19 Ryndzionek Michal .	49.637	10	104 Klek Jakub .	49.606	10	104 Klek Jakub .	49.606	10	23 Grooten Mathias .	49.606	10	---	00.000

Position	Kart	Best Lap	Date
8	101 Papke Sebastian	Kart 13	50.028
			29-07-2018



YOUR RESULTS

Lap	S1	S2	Lap time
1	25.861	27.575	53.436
2	23.632	27.498	51.130
3	23.569	27.748	51.317
4	37.323	27.228	01:04.551
5	23.335	27.234	50.569
6	23.354	27.268	50.622
7	23.326	27.196	50.522
8	23.340	27.167	50.507
9	23.436	27.184	50.620
10	23.237	27.150	50.387
11	23.240	27.229	50.469
12	24.505	27.234	51.739
13	23.277	27.203	50.480
14	23.260	27.199	50.459
15	23.219	27.188	50.407
16	23.157	27.181	50.338
17	23.183	27.194	50.377
18	23.169	27.212	50.381
19	23.178	27.023	50.201
20	23.135	27.135	50.270
21	23.216	27.188	50.404
22	23.157	27.178	50.335
23	23.278	27.200	50.478
24	23.626	27.163	50.789
25	23.213	27.086	50.299
26	23.144	27.106	50.250
27	23.135	27.064	50.199
28	23.150	27.032	50.182
29	23.129	27.118	50.247
30	23.087	27.022	50.109
31	23.093	27.085	50.178
32	23.091	27.086	50.177
33	23.168	27.082	50.250
34	23.100	27.010	50.110
35	23.048	27.085	50.133
36	23.157	27.059	50.216
37	23.110	27.029	50.139
38	23.120	27.048	50.168
39	23.053	27.047	50.100
40	23.065	27.025	50.090
41	23.107	27.053	50.160
42	23.099	27.066	50.165

YOUR COMPETITORS

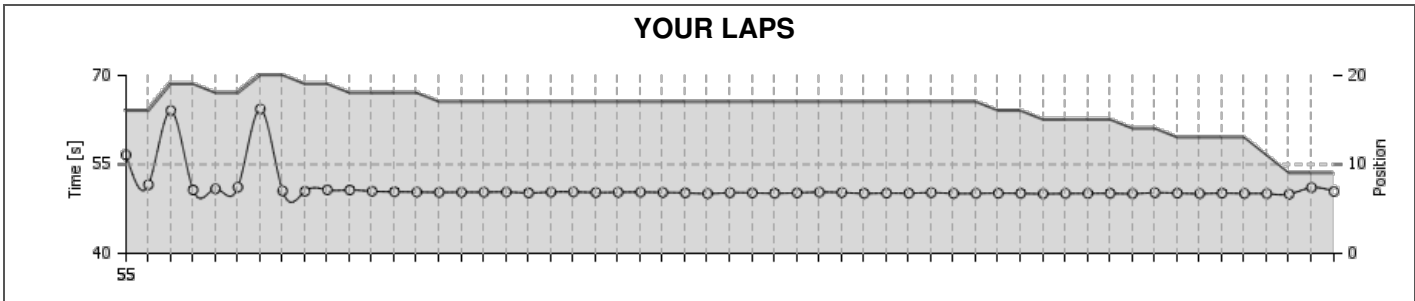
Pos	Driver	Kart	Best S1	Best S2	Best Lap	Gap
1	104 Klek Jakub .	2	22.936	26.847	49.793	+00.000
2	100 Haarbosch Rico .	5	23.054	26.810	49.893	+05.888
3	1 Boutens Ruben .	1	22.990	26.821	49.898	+07.442
4	198 Pel Artur .	10	22.946	26.979	49.925	+16.254
5	103 Grzyb Michal .	3	23.035	26.972	50.055	+16.614
6	38 Logan Sougne .	11	23.016	26.941	49.980	+16.846
7	66 Holler Dennis .	8	22.989	26.988	50.024	+17.308
8	101 Papke Sebastian .	13	23.022	26.941	50.028	+17.944
9	196 Javanainen Rickard .	16	23.005	26.890	49.985	+18.198
10	95 Verhoeven Christophe .	6	23.094	26.987	50.131	+18.568
11	200 Jenss Lars Ole .	15	23.081	26.983	50.098	+21.756
12	97 Stolk Lorenzo .	12	23.026	26.979	50.037	+21.938
13	179 Balneger Selina .	9	23.110	27.050	50.236	+27.380
14	99 Baccellieri Giovanni .	17	23.165	26.985	50.204	+27.614
15	17 Douven Christian .	14	23.084	27.029	50.152	+27.893
16	137 puyato opnithi .	4	23.156	27.085	50.276	+31.440
17	23 Grooten Mathias .	7	23.146	27.026	50.188	+32.064
18	19 Ryndzionek Michal .	19	23.099	26.977	50.106	+32.981
19	191 van Dijk Thom .	18	23.149	26.990	50.139	+33.425
20	195 Lencses Balint .	20	23.179	27.148	50.351	+36.982
THEORETICAL BEST LAP			22.936	26.810	49.746	

Lap	S1	S2	Lap time
43	23.049	27.072	50.121
44	23.022	27.026	50.048
45	23.058	27.013	50.071
46	23.101	26.995	50.096
47	23.113	27.047	50.160
48	23.106	27.023	50.129
49	23.131	27.026	50.157
50	23.087	26.941	50.028
51	23.110	27.020	50.130
52	23.116	27.027	50.143
53	23.110	27.373	50.483
54	37.562	27.764	01:05.326
55	23.305	27.155	50.460
IDEAL	23.022	26.941	49.963

TRACK RECORDS

TOP DNIA			TOP TYGODNIA			TOP MIESIĄCA			TOP KONFIGURACJI			TOP KOBIET		
#	Driver	Lap	#	Driver	Lap	#	Driver	Lap	#	Driver	Lap	#	Driver	Lap
1	97 Stolk Lorenzo .	49.341	1	97 Stolk Lorenzo .	49.341	1	97 Stolk Lorenzo .	49.341	1	97 Stolk Lorenzo .	49.341	1	PALECZKA E.	52.523
2	1 Boutens Ruben .	49.416	2	1 Boutens Ruben .	49.416	2	1 Boutens Ruben .	49.416	2	1 Boutens Ruben .	49.416	2	MOTZ M.	54.835
3	101 Papke Sebastian .	49.447	3	101 Papke Sebastian .	49.447	3	101 Papke Sebastian .	49.447	3	101 Papke Sebastian .	49.447	3	VERSCHOOR T.	55.332
4	94 Siese Maxi .	49.554	4	Romano Franssen .	49.511	4	Romano Franssen .	49.511	4	Romano Franssen .	49.511	4	PRUCNAL K.	55.502
5	198 Pel Artur .	49.591	5	Jakub Klek .	49.527	5	Jakub Klek .	49.527	5	Jakub Klek .	49.527	5	PRUCNAL K.	55.704
6	100 Haarbosch Rico .	49.594	6	94 Siese Maxi .	49.554	6	94 Siese Maxi .	49.554	6	94 Siese Maxi .	49.554	6	PILAT K.	55.739
7	66 Holler Dennis .	49.597	7	198 Pel Artur .	49.591	7	198 Pel Artur .	49.591	7	198 Pel Artur .	49.591	7	---	00.000
8	23 Grooten Mathias .	49.606	8	100 Haarbosch Rico .	49.594	8	100 Haarbosch Rico .	49.594	8	100 Haarbosch Rico .	49.594	8	---	00.000
9	104 Klek Jakub .	49.606	9	66 Holler Dennis .	49.597	9	66 Holler Dennis .	49.597	9	66 Holler Dennis .	49.597	9	---	00.000
10	19 Ryndzionek Michal .	49.637	10	104 Klek Jakub .	49.606	10	104 Klek Jakub .	49.606	10	23 Grooten Mathias .	49.606	10	---	00.000

Position	Kart	Best Lap	Date
9	196 Javanainen Rickard	Kart 16	49.985
			29-07-2018



YOUR RESULTS

Lap	S1	S2	Lap time
1	28.177	28.428	56.605
2	23.620	27.937	51.557
3	36.877	27.205	01:04.082
4	23.397	27.298	50.695
5	23.349	27.531	50.880
6	23.320	27.828	51.148
7	37.075	27.261	01:04.336
8	23.361	27.161	50.522
9	23.331	27.140	50.471
10	23.326	27.393	50.719
11	23.531	27.153	50.684
12	23.325	27.152	50.477
13	23.246	27.133	50.379
14	23.275	27.064	50.339
15	23.272	27.012	50.284
16	23.238	27.072	50.310
17	23.278	27.033	50.311
18	23.211	27.130	50.341
19	23.235	26.961	50.196
20	23.169	27.164	50.333
21	23.242	27.116	50.358
22	23.177	27.079	50.256
23	23.219	27.079	50.298
24	23.170	27.154	50.324
25	23.178	27.085	50.263
26	23.112	27.084	50.196
27	23.157	26.919	50.076
28	23.223	26.997	50.220
29	23.137	27.060	50.197
30	23.140	26.985	50.125
31	23.181	27.022	50.203
32	23.208	27.108	50.316
33	23.213	27.040	50.253
34	23.088	27.022	50.110
35	23.102	27.059	50.161
36	23.147	26.992	50.139
37	23.138	27.096	50.234
38	23.122	26.983	50.105
39	23.070	27.036	50.106
40	23.084	27.062	50.146
41	23.090	27.022	50.112
42	23.136	26.906	50.042

YOUR COMPETITORS

Pos	Driver	Kart	Best S1	Best S2	Best Lap	Gap
1	104 Klek Jakub .	2	22.936	26.847	49.793	+00.000
2	100 Haarbosch Rico .	5	23.054	26.810	49.893	+05.888
3	1 Boutens Ruben .	1	22.990	26.821	49.898	+07.442
4	198 Pel Artur .	10	22.946	26.979	49.925	+16.254
5	103 Grzyb Michal .	3	23.035	26.972	50.055	+16.614
6	38 Logan Sougne .	11	23.016	26.941	49.980	+16.846
7	66 Holler Dennis .	8	22.989	26.988	50.024	+17.308
8	101 Papke Sebastian .	13	23.022	26.941	50.028	+17.944
9	196 Javanainen Rickard .	16	23.005	26.890	49.985	+18.198
10	95 Verhoeven Christophe .	6	23.094	26.987	50.131	+18.568
11	200 Jenss Lars Ole .	15	23.081	26.983	50.098	+21.756
12	97 Stolk Lorenzo .	12	23.026	26.979	50.037	+21.938
13	179 Balneger Selina .	9	23.110	27.050	50.236	+27.380
14	99 Baccellieri Giovanni .	17	23.165	26.985	50.204	+27.614
15	17 Douven Christian .	14	23.084	27.029	50.152	+27.893
16	137 puyato opnithi .	4	23.156	27.085	50.276	+31.440
17	23 Grooten Mathias .	7	23.146	27.026	50.188	+32.064
18	19 Ryndzionek Michal .	19	23.099	26.977	50.106	+32.981
19	191 van Dijk Thom .	18	23.149	26.990	50.139	+33.425
20	195 Lencses Balint .	20	23.179	27.148	50.351	+36.982
THEORETICAL BEST LAP			22.936	26.810	49.746	

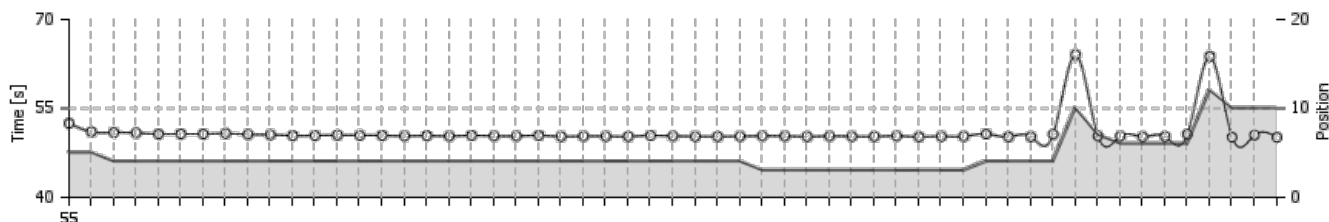
Lap	S1	S2	Lap time
43	23.054	27.040	50.094
44	23.092	27.013	50.105
45	23.005	27.111	50.116
46	23.006	27.061	50.067
47	23.174	27.045	50.219
48	23.085	27.069	50.154
49	23.115	26.959	50.074
50	23.148	27.007	50.155
51	23.108	26.991	50.099
52	23.155	26.899	50.054
53	23.095	26.890	49.985
54	23.271	27.810	51.081
55	23.296	27.158	50.454
IDEAL	23.005	26.890	49.895

TRACK RECORDS

TOP DNIA			TOP TYGODNIA			TOP MIESIĄCA			TOP KONFIGURACJI			TOP KOBIET		
#	Driver	Lap	#	Driver	Lap	#	Driver	Lap	#	Driver	Lap	#	Driver	Lap
1	Stolk Lorenzo .	49.341	1	Stolk Lorenzo .	49.341	1	Stolk Lorenzo .	49.341	1	Stolk Lorenzo .	49.341	1	PALECZKA E.	52.523
2	1 Boutens Ruben .	49.416	2	1 Boutens Ruben .	49.416	2	1 Boutens Ruben .	49.416	2	1 Boutens Ruben .	49.416	2	MOTZ M.	54.835
3	101 Papke Sebastian .	49.447	3	101 Papke Sebastian .	49.447	3	101 Papke Sebastian .	49.447	3	101 Papke Sebastian .	49.447	3	VERSCHOOR T.	55.332
4	94 Siese Maxi .	49.554	4	Romano Franssen .	49.511	4	Romano Franssen .	49.511	4	Romano Franssen .	49.511	4	PRUCNAL K.	55.502
5	198 Pel Artur .	49.591	5	Jakub Klek .	49.527	5	Jakub Klek .	49.527	5	Jakub Klek .	49.527	5	PRUCNAL K.	55.704
6	100 Haarbosch Rico .	49.594	6	94 Siese Maxi .	49.554	6	94 Siese Maxi .	49.554	6	94 Siese Maxi .	49.554	6	PILAT K.	55.739
7	66 Holler Dennis .	49.597	7	198 Pel Artur .	49.591	7	198 Pel Artur .	49.591	7	198 Pel Artur .	49.591	7	---	00.000
8	23 Grooten Mathias .	49.606	8	100 Haarbosch Rico .	49.594	8	100 Haarbosch Rico .	49.594	8	100 Haarbosch Rico .	49.594	8	---	00.000
9	104 Klek Jakub .	49.606	9	66 Holler Dennis .	49.597	9	66 Holler Dennis .	49.597	9	66 Holler Dennis .	49.597	9	---	00.000
10	19 Ryndzionek Michal .	49.637	10	104 Klek Jakub .	49.606	10	104 Klek Jakub .	49.606	10	23 Grooten Mathias .	49.606	10	---	00.000

Position **10** Kart **6** Best Lap **50.131** Date **29-07-2018**
95 Verhoeven Christophe

YOUR LAPS



YOUR RESULTS

Lap	S1	S2	Lap time
1	24.846	27.654	52.500
2	23.619	27.424	51.043
3	23.547	27.403	50.950
4	23.576	27.287	50.863
5	23.459	27.217	50.676
6	23.445	27.249	50.694
7	23.376	27.319	50.695
8	23.354	27.412	50.766
9	23.397	27.217	50.614
10	23.358	27.204	50.562
11	23.316	27.092	50.408
12	23.279	27.152	50.431
13	23.275	27.208	50.483
14	23.231	27.233	50.464
15	23.297	27.136	50.433
16	23.197	27.157	50.354
17	23.245	27.147	50.392
18	23.240	27.089	50.329
19	23.190	27.249	50.439
20	23.181	27.169	50.350
21	23.200	27.140	50.340
22	23.295	27.141	50.436
23	23.189	27.073	50.262
24	23.206	27.101	50.307
25	23.156	27.138	50.294
26	23.183	27.075	50.258
27	23.230	27.207	50.437
28	23.216	27.119	50.335
29	23.171	27.102	50.273
30	23.129	27.120	50.249
31	23.147	27.148	50.295
32	23.185	27.167	50.352
33	23.153	27.176	50.329
34	23.180	27.058	50.238
35	23.205	27.119	50.324
36	23.128	27.151	50.279
37	23.152	27.101	50.253
38	23.195	27.156	50.351
39	23.154	27.048	50.202
40	23.163	27.126	50.289
41	23.163	27.120	50.283
42	23.606	27.094	50.700

YOUR COMPETITORS

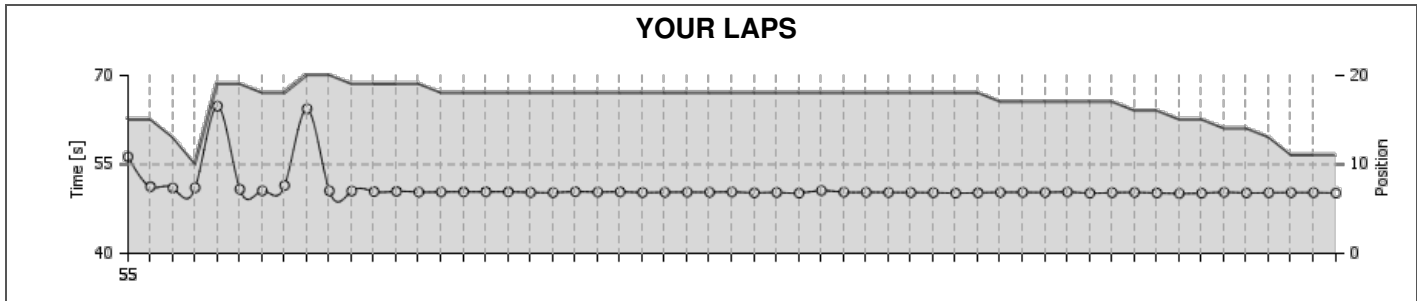
Pos	Driver	Kart	Best S1	Best S2	Best Lap	Gap
1	104 Klek Jakub .	2	22.936	26.847	49.793	+00.000
2	100 Haarbosch Rico .	5	23.054	26.810	49.893	+05.888
3	1 Boutens Ruben .	1	22.990	26.821	49.898	+07.442
4	198 Pel Artur .	10	22.946	26.979	49.925	+16.254
5	103 Grzyb Michal .	3	23.035	26.972	50.055	+16.614
6	38 Logan Sougne .	11	23.016	26.941	49.980	+16.846
7	66 Holler Dennis .	8	22.989	26.988	50.024	+17.308
8	101 Papke Sebastian .	13	23.022	26.941	50.028	+17.944
9	196 Javanainen Rickard .	16	23.005	26.890	49.985	+18.198
10	95 Verhoeven Christophe .	6	23.094	26.987	50.131	+18.568
11	200 Jenss Lars Ole .	15	23.081	26.983	50.098	+21.756
12	97 Stolk Lorenzo .	12	23.026	26.979	50.037	+21.938
13	179 Balneger Selina .	9	23.110	27.050	50.236	+27.380
14	99 Baccellieri Giovanni .	17	23.165	26.985	50.204	+27.614
15	17 Douven Christian .	14	23.084	27.029	50.152	+27.893
16	137 puyato opnithi .	4	23.156	27.085	50.276	+31.440
17	23 Grooten Mathias .	7	23.146	27.026	50.188	+32.064
18	19 Ryndzionek Michal .	19	23.099	26.977	50.106	+32.981
19	191 van Dijk Thom .	18	23.149	26.990	50.139	+33.425
20	195 Lencses Balint .	20	23.179	27.148	50.351	+36.982
THEORETICAL BEST LAP			22.936	26.810	49.746	

Lap	S1	S2	Lap time
43	23.109	27.088	50.197
44	23.094	27.136	50.230
45	23.185	27.436	50.621
46	36.956	27.111	01:04.067
47	23.203	27.134	50.337
48	23.181	27.138	50.319
49	23.145	27.061	50.206
50	23.163	27.086	50.249
51	23.254	27.382	50.636
52	36.777	26.987	01:03.764
53	23.129	27.026	50.155
54	23.329	27.163	50.492
55	23.131	27.000	50.131
IDEAL	23.094	26.987	50.081

TRACK RECORDS

TOP DNIA			TOP TYGODNIA			TOP MIESIĄCA			TOP KONFIGURACJI			TOP KOBIET		
#	Driver	Lap	#	Driver	Lap	#	Driver	Lap	#	Driver	Lap	#	Driver	Lap
1	97 Stolk Lorenzo .	49.341	1	97 Stolk Lorenzo .	49.341	1	97 Stolk Lorenzo .	49.341	1	97 Stolk Lorenzo .	49.341	1	PALECZKA E.	52.523
2	1 Boutens Ruben .	49.416	2	1 Boutens Ruben .	49.416	2	1 Boutens Ruben .	49.416	2	1 Boutens Ruben .	49.416	2	MOTZ M.	54.835
3	101 Papke Sebastian .	49.447	3	101 Papke Sebastian .	49.447	3	101 Papke Sebastian .	49.447	3	101 Papke Sebastian .	49.447	3	VERSCHOOR T.	55.332
4	94 Siese Maxi .	49.554	4	Romano Franssen .	49.511	4	Romano Franssen .	49.511	4	Romano Franssen .	49.511	4	PRUCNAL K.	55.502
5	198 Pel Artur .	49.591	5	Jakub Klęk .	49.527	5	Jakub Klęk .	49.527	5	Jakub Klęk .	49.527	5	PRUCNAL K.	55.704
6	100 Haarbosch Rico .	49.594	6	94 Siese Maxi .	49.554	6	94 Siese Maxi .	49.554	6	94 Siese Maxi .	49.554	6	PILAT K.	55.739
7	66 Holler Dennis .	49.597	7	198 Pel Artur .	49.591	7	198 Pel Artur .	49.591	7	198 Pel Artur .	49.591	7	---	00.000
8	23 Grooten Mathias .	49.606	8	100 Haarbosch Rico .	49.594	8	100 Haarbosch Rico .	49.594	8	100 Haarbosch Rico .	49.594	8	---	00.000
9	104 Klek Jakub .	49.606	9	66 Holler Dennis .	49.597	9	66 Holler Dennis .	49.597	9	66 Holler Dennis .	49.597	9	---	00.000
10	19 Ryndzionek Michal .	49.637	10	104 Klek Jakub .	49.606	10	104 Klek Jakub .	49.606	10	23 Grooten Mathias .	49.606	10	---	00.000

Position	Kart	Best Lap	Date
11	200 Jenss Lars Ole	Kart 15	50.098
			29-07-2018



YOUR RESULTS

Lap	S1	S2	Lap time
1	27.904	28.373	56.277
2	23.590	27.666	51.256
3	23.471	27.549	51.020
4	23.437	27.627	51.064
5	37.510	27.320	01:04.830
6	23.483	27.318	50.801
7	23.348	27.200	50.548
8	23.522	27.932	51.454
9	37.234	27.135	01:04.369
10	23.347	27.186	50.533
11	23.321	27.183	50.504
12	23.242	27.187	50.429
13	23.217	27.236	50.453
14	23.272	27.066	50.338
15	23.215	27.134	50.349
16	23.274	27.103	50.377
17	23.181	27.191	50.372
18	23.274	27.106	50.380
19	23.233	27.042	50.275
20	23.152	27.089	50.241
21	23.223	27.179	50.402
22	23.189	27.149	50.338
23	23.216	27.155	50.371
24	23.196	27.058	50.254
25	23.214	27.083	50.297
26	23.160	27.157	50.317
27	23.190	27.114	50.304
28	23.254	27.096	50.350
29	23.114	27.100	50.214
30	23.196	27.069	50.265
31	23.141	27.031	50.172
32	23.216	27.358	50.574
33	23.214	27.108	50.322
34	23.207	27.084	50.291
35	23.228	27.042	50.270
36	23.149	27.105	50.254
37	23.119	27.110	50.229
38	23.187	26.983	50.170
39	23.081	27.129	50.210
40	23.169	27.118	50.287
41	23.179	27.110	50.289

YOUR COMPETITORS

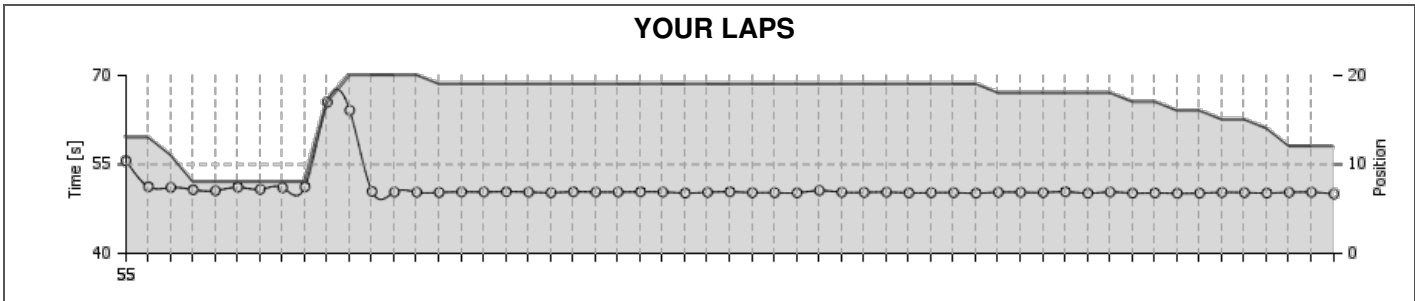
Pos	Driver	Kart	Best S1	Best S2	Best Lap	Gap
1	104 Klek Jakub .	2	22.936	26.847	49.793	+00.000
2	100 Haarbosch Rico .	5	23.054	26.810	49.893	+05.888
3	1 Boutens Ruben .	1	22.990	26.821	49.898	+07.442
4	198 Pel Artur .	10	22.946	26.979	49.925	+16.254
5	103 Grzyb Michal .	3	23.035	26.972	50.055	+16.614
6	38 Logan Sougne .	11	23.016	26.941	49.980	+16.846
7	66 Holler Dennis .	8	22.989	26.988	50.024	+17.308
8	101 Papke Sebastian .	13	23.022	26.941	50.028	+17.944
9	196 Javanainen Rickard .	16	23.005	26.890	49.985	+18.198
10	95 Verhoeven Christophe .	6	23.094	26.987	50.131	+18.568
11	200 Jenss Lars Ole .	15	23.081	26.983	50.098	+21.756
12	97 Stolk Lorenzo .	12	23.026	26.979	50.037	+21.938
13	179 Balneger Selina .	9	23.110	27.050	50.236	+27.380
14	99 Baccellieri Giovanni .	17	23.165	26.985	50.204	+27.614
15	17 Douven Christian .	14	23.084	27.029	50.152	+27.893
16	137 puyato opnithi .	4	23.156	27.085	50.276	+31.440
17	23 Grooten Mathias .	7	23.146	27.026	50.188	+32.064
18	19 Ryndzionek Michal .	19	23.099	26.977	50.106	+32.981
19	191 van Dijk Thom .	18	23.149	26.990	50.139	+33.425
20	195 Lencses Balint .	20	23.179	27.148	50.351	+36.982
THEORETICAL BEST LAP			22.936	26.810	49.746	

Lap	S1	S2	Lap time
42	23.216	27.059	50.275
43	23.324	27.011	50.335
44	23.156	27.003	50.159
45	23.212	27.016	50.228
46	23.233	27.038	50.271
47	23.109	27.072	50.181
48	23.088	27.010	50.098
49	23.131	27.023	50.154
50	23.231	27.061	50.292
51	23.166	27.029	50.195
52	23.164	27.054	50.218
53	23.146	27.098	50.244
54	23.176	27.063	50.239
55	23.164	27.021	50.185
IDEAL	23.081	26.983	50.064

TRACK RECORDS

TOP DNIA			TOP TYGODNIA			TOP MIESIĄCA			TOP KONFIGURACJI			TOP KOBIEC		
#	Driver	Lap	#	Driver	Lap	#	Driver	Lap	#	Driver	Lap	#	Driver	Lap
1	97 Stolk Lorenzo .	49.341	1	97 Stolk Lorenzo .	49.341	1	97 Stolk Lorenzo .	49.341	1	97 Stolk Lorenzo .	49.341	1	PALECZKA E.	52.523
2	1 Boutens Ruben .	49.416	2	1 Boutens Ruben .	49.416	2	1 Boutens Ruben .	49.416	2	1 Boutens Ruben .	49.416	2	MOTZ M.	54.835
3	101 Papke Sebastian .	49.447	3	101 Papke Sebastian .	49.447	3	101 Papke Sebastian .	49.447	3	101 Papke Sebastian .	49.447	3	VERSCHOOR T.	55.332
4	94 Siese Maxi .	49.554	4	Romano Franssen .	49.511	4	Romano Franssen .	49.511	4	Romano Franssen .	49.511	4	PRUCNAL K.	55.502
5	198 Pel Artur .	49.591	5	Jakub Klęk .	49.527	5	Jakub Klęk .	49.527	5	Jakub Klęk .	49.527	5	PRUCNAL K.	55.704
6	100 Haarbosch Rico .	49.594	6	94 Siese Maxi .	49.554	6	94 Siese Maxi .	49.554	6	94 Siese Maxi .	49.554	6	PILAT K.	55.739
7	66 Holler Dennis .	49.597	7	198 Pel Artur .	49.591	7	198 Pel Artur .	49.591	7	198 Pel Artur .	49.591	7	---	00.000
8	23 Grooten Mathias .	49.606	8	100 Haarbosch Rico .	49.594	8	100 Haarbosch Rico .	49.594	8	100 Haarbosch Rico .	49.594	8	---	00.000
9	104 Klek Jakub .	49.606	9	66 Holler Dennis .	49.597	9	66 Holler Dennis .	49.597	9	66 Holler Dennis .	49.597	9	---	00.000
10	19 Ryndzionek Michal .	49.637	10	104 Klek Jakub .	49.606	10	104 Klek Jakub .	49.606	10	23 Grooten Mathias .	49.606	10	---	00.000

Position	Kart	Best Lap	Date
12	97 Stolk Lorenzo	50.037	29-07-2018



YOUR RESULTS

Lap	S1	S2	Lap time
1	27.303	28.321	55.624
2	23.703	27.539	51.242
3	23.607	27.497	51.104
4	23.461	27.272	50.733
5	23.357	27.209	50.566
6	23.697	27.459	51.156
7	23.430	27.362	50.792
8	23.472	27.590	51.062
9	23.469	27.750	51.219
10	37.916	27.583	01:05.499
11	36.985	27.122	01:04.107
12	23.287	27.155	50.442
13	23.193	27.146	50.339
14	23.205	27.108	50.313
15	23.125	27.139	50.264
16	23.233	27.130	50.363
17	23.201	27.148	50.349
18	23.326	27.069	50.395
19	23.220	27.105	50.325
20	23.133	27.097	50.230
21	23.226	27.150	50.376
22	23.200	27.139	50.339
23	23.253	27.081	50.334
24	23.227	27.146	50.373
25	23.114	27.228	50.342
26	23.071	27.100	50.171
27	23.188	27.100	50.288
28	23.266	27.114	50.380
29	23.179	27.061	50.240
30	23.138	27.085	50.223
31	23.210	26.998	50.208
32	23.175	27.416	50.591
33	23.173	27.129	50.302
34	23.182	27.089	50.271
35	23.283	27.031	50.314
36	23.109	27.094	50.203
37	23.130	27.096	50.226
38	23.177	27.057	50.234
39	23.026	27.121	50.147
40	23.159	27.141	50.300
41	23.164	27.126	50.290
42	23.199	27.052	50.251

YOUR COMPETITORS

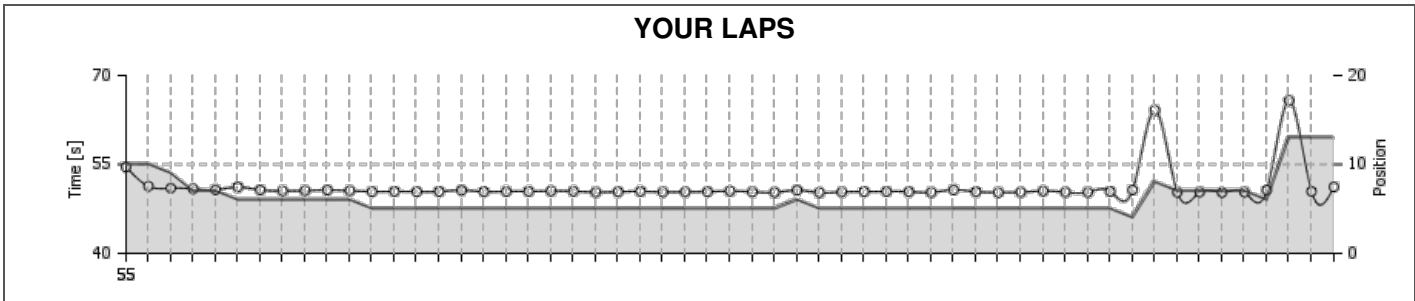
Pos	Driver	Kart	Best S1	Best S2	Best Lap	Gap
1	104 Klek Jakub .	2	22.936	26.847	49.793	+00.000
2	100 Haarbosch Rico .	5	23.054	26.810	49.893	+05.888
3	1 Boutens Ruben .	1	22.990	26.821	49.898	+07.442
4	198 Pel Artur .	10	22.946	26.979	49.925	+16.254
5	103 Grzyb Michal .	3	23.035	26.972	50.055	+16.614
6	38 Logan Sougne .	11	23.016	26.941	49.980	+16.846
7	66 Holler Dennis .	8	22.989	26.988	50.024	+17.308
8	101 Papke Sebastian .	13	23.022	26.941	50.028	+17.944
9	196 Javanainen Rickard .	16	23.005	26.890	49.985	+18.198
10	95 Verhoeven Christophe .	6	23.094	26.987	50.131	+18.568
11	200 Jenss Lars Ole .	15	23.081	26.983	50.098	+21.756
12	97 Stolk Lorenzo .	12	23.026	26.979	50.037	+21.938
13	179 Balneger Selina .	9	23.110	27.050	50.236	+27.380
14	99 Baccellieri Giovanni .	17	23.165	26.985	50.204	+27.614
15	17 Douven Christian .	14	23.084	27.029	50.152	+27.893
16	137 puyato opnithi .	4	23.156	27.085	50.276	+31.440
17	23 Grooten Mathias .	7	23.146	27.026	50.188	+32.064
18	19 Ryndzionek Michal .	19	23.099	26.977	50.106	+32.981
19	191 van Dijk Thom .	18	23.149	26.990	50.139	+33.425
20	195 Lencses Balint .	20	23.179	27.148	50.351	+36.982
THEORETICAL BEST LAP			22.936	26.810	49.746	

Lap	S1	S2	Lap time
43	23.327	27.050	50.377
44	23.133	27.011	50.144
45	23.220	27.112	50.332
46	23.111	27.048	50.159
47	23.143	27.038	50.181
48	23.139	26.979	50.118
49	23.121	27.034	50.155
50	23.234	27.040	50.274
51	23.140	27.103	50.243
52	23.151	27.016	50.167
53	23.182	27.101	50.283
54	23.156	27.153	50.309
55	23.057	26.980	50.037
IDEAL	23.026	26.979	50.005

TRACK RECORDS

TOP DNIA			TOP TYGODNIA			TOP MIESIĄCA			TOP KONFIGURACJI			TOP KOBIEŃ		
#	Driver	Lap	#	Driver	Lap	#	Driver	Lap	#	Driver	Lap	#	Driver	Lap
1	97 Stolk Lorenzo .	49.341	1	97 Stolk Lorenzo .	49.341	1	97 Stolk Lorenzo .	49.341	1	97 Stolk Lorenzo .	49.341	1	PALECZKA E.	52.523
2	1 Boutens Ruben .	49.416	2	1 Boutens Ruben .	49.416	2	1 Boutens Ruben .	49.416	2	1 Boutens Ruben .	49.416	2	MOTZ M.	54.835
3	101 Papke Sebastian .	49.447	3	101 Papke Sebastian .	49.447	3	101 Papke Sebastian .	49.447	3	101 Papke Sebastian .	49.447	3	VERSCHOOR T.	55.332
4	94 Siese Maxi .	49.554	4	Romano Franssen .	49.511	4	Romano Franssen .	49.511	4	Romano Franssen .	49.511	4	PRUCNAL K.	55.502
5	198 Pel Artur .	49.591	5	Jakub Kłęk .	49.527	5	Jakub Kłęk .	49.527	5	Jakub Kłęk .	49.527	5	PRUCNAL K.	55.704
6	100 Haarbosch Rico .	49.594	6	94 Siese Maxi .	49.554	6	94 Siese Maxi .	49.554	6	94 Siese Maxi .	49.554	6	PILAT K.	55.739
7	66 Holler Dennis .	49.597	7	198 Pel Artur .	49.591	7	198 Pel Artur .	49.591	7	198 Pel Artur .	49.591	7	---	00.000
8	23 Grooten Mathias .	49.606	8	100 Haarbosch Rico .	49.594	8	100 Haarbosch Rico .	49.594	8	100 Haarbosch Rico .	49.594	8	---	00.000
9	104 Klek Jakub .	49.606	9	66 Holler Dennis .	49.597	9	66 Holler Dennis .	49.597	9	66 Holler Dennis .	49.597	9	---	00.000
10	19 Ryndzionek Michal .	49.637	10	104 Klek Jakub .	49.606	10	104 Klek Jakub .	49.606	10	23 Grooten Mathias .	49.606	10	---	00.000

Position	Kart	Best Lap	Date
13	179 Balneger Selina	Kart 9	50.236
			29-07-2018



YOUR RESULTS

Lap	S1	S2	Lap time
1	26.733	27.858	54.591
2	23.652	27.660	51.312
3	23.552	27.442	50.994
4	23.453	27.409	50.862
5	23.428	27.299	50.727
6	23.823	27.347	51.170
7	23.426	27.270	50.696
8	23.346	27.186	50.532
9	23.328	27.239	50.567
10	23.366	27.305	50.671
11	23.291	27.263	50.554
12	23.268	27.150	50.418
13	23.320	27.119	50.439
14	23.280	27.123	50.403
15	23.281	27.148	50.429
16	23.277	27.364	50.641
17	23.231	27.170	50.401
18	23.252	27.197	50.449
19	23.308	27.142	50.450
20	23.246	27.267	50.513
21	23.211	27.265	50.476
22	23.265	27.050	50.315
23	23.193	27.186	50.379
24	23.299	27.151	50.450
25	23.201	27.140	50.341
26	23.197	27.162	50.359
27	23.238	27.162	50.400
28	23.306	27.188	50.494
29	23.155	27.213	50.368
30	23.196	27.070	50.266
31	23.588	27.063	50.651
32	23.148	27.088	50.236
33	23.123	27.226	50.349
34	23.283	27.126	50.409
35	23.110	27.327	50.437
36	23.198	27.192	50.390
37	23.191	27.090	50.281
38	23.197	27.514	50.711
39	23.123	27.259	50.382
40	23.177	27.093	50.270
41	23.161	27.144	50.305

YOUR COMPETITORS

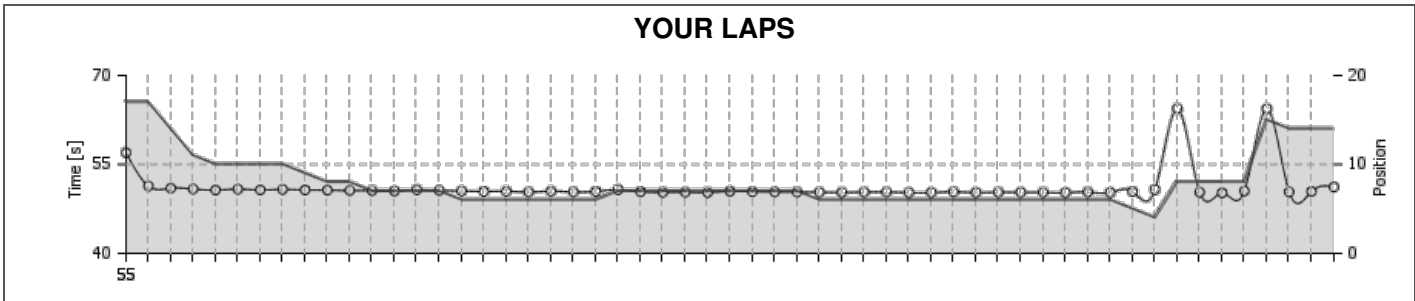
Pos	Driver	Kart	Best S1	Best S2	Best Lap	Gap
1	104 Klek Jakub .	2	22.936	26.847	49.793	+00.000
2	100 Haarbosch Rico .	5	23.054	26.810	49.893	+05.888
3	1 Boutens Ruben .	1	22.990	26.821	49.898	+07.442
4	198 Pel Artur .	10	22.946	26.979	49.925	+16.254
5	103 Grzyb Michal .	3	23.035	26.972	50.055	+16.614
6	38 Logan Sougne .	11	23.016	26.941	49.980	+16.846
7	66 Holler Dennis .	8	22.989	26.988	50.024	+17.308
8	101 Papke Sebastian .	13	23.022	26.941	50.028	+17.944
9	196 Javanainen Rickard .	16	23.005	26.890	49.985	+18.198
10	95 Verhoeven Christophe .	6	23.094	26.987	50.131	+18.568
11	200 Jenss Lars Ole .	15	23.081	26.983	50.098	+21.756
12	97 Stolk Lorenzo .	12	23.026	26.979	50.037	+21.938
13	179 Balneger Selina .	9	23.110	27.050	50.236	+27.380
14	99 Baccellieri Giovanni .	17	23.165	26.985	50.204	+27.614
15	17 Douven Christian .	14	23.084	27.029	50.152	+27.893
16	137 puyato opnithi .	4	23.156	27.085	50.276	+31.440
17	23 Grooten Mathias .	7	23.146	27.026	50.188	+32.064
18	19 Ryndzionek Michal .	19	23.099	26.977	50.106	+32.981
19	191 van Dijk Thom .	18	23.149	26.990	50.139	+33.425
20	195 Lencses Balint .	20	23.179	27.148	50.351	+36.982
THEORETICAL BEST LAP			22.936	26.810	49.746	

Lap	S1	S2	Lap time
42	23.294	27.223	50.517
43	23.185	27.124	50.309
44	23.194	27.113	50.307
45	23.220	27.218	50.438
46	23.124	27.574	50.698
47	36.828	27.287	01:04.115
48	23.182	27.110	50.292
49	23.150	27.178	50.328
50	23.143	27.114	50.257
51	23.190	27.132	50.322
52	23.229	27.427	50.656
53	38.516	27.243	01:05.759
54	23.255	27.190	50.445
55	23.805	27.412	51.217
IDEAL	23.110	27.050	50.160

TRACK RECORDS

TOP DNIA			TOP TYGODNIA			TOP MIESIĄCA			TOP KONFIGURACJI			TOP KOBIET		
#	Driver	Lap	#	Driver	Lap	#	Driver	Lap	#	Driver	Lap	#	Driver	Lap
1	97 Stolk Lorenzo .	49.341	1	97 Stolk Lorenzo .	49.341	1	97 Stolk Lorenzo .	49.341	1	97 Stolk Lorenzo .	49.341	1	PALECZKA E.	52.523
2	1 Boutens Ruben .	49.416	2	1 Boutens Ruben .	49.416	2	1 Boutens Ruben .	49.416	2	1 Boutens Ruben .	49.416	2	MOTZ M.	54.835
3	101 Papke Sebastian .	49.447	3	101 Papke Sebastian .	49.447	3	101 Papke Sebastian .	49.447	3	101 Papke Sebastian .	49.447	3	VERSCHOOR T.	55.332
4	94 Siese Maxi .	49.554	4	Romano Franssen .	49.511	4	Romano Franssen .	49.511	4	Romano Franssen .	49.511	4	PRUCNAL K.	55.502
5	198 Pel Artur .	49.591	5	Jakub Kłęk .	49.527	5	Jakub Kłęk .	49.527	5	Jakub Kłęk .	49.527	5	PRUCNAL K.	55.704
6	100 Haarbosch Rico .	49.594	6	94 Siese Maxi .	49.554	6	94 Siese Maxi .	49.554	6	94 Siese Maxi .	49.554	6	PILAT K.	55.739
7	66 Holler Dennis .	49.597	7	198 Pel Artur .	49.591	7	198 Pel Artur .	49.591	7	198 Pel Artur .	49.591	7	---	00.000
8	23 Grooten Mathias .	49.606	8	100 Haarbosch Rico .	49.594	8	100 Haarbosch Rico .	49.594	8	100 Haarbosch Rico .	49.594	8	---	00.000
9	104 Klek Jakub .	49.606	9	66 Holler Dennis .	49.597	9	66 Holler Dennis .	49.597	9	66 Holler Dennis .	49.597	9	---	00.000
10	19 Ryndzionek Michal .	49.637	10	104 Klek Jakub .	49.606	10	104 Klek Jakub .	49.606	10	23 Grooten Mathias .	49.606	10	---	00.000

Position		Kart	Best Lap	Date
14	99 Baccelleri Giovanni	Kart 17	50.204	29-07-2018



YOUR RESULTS

Lap	S1	S2	Lap time
1	28.583	28.412	56.995
2	23.701	27.633	51.334
3	23.592	27.397	50.989
4	23.526	27.318	50.844
5	23.445	27.236	50.681
6	23.501	27.316	50.817
7	23.439	27.257	50.696
8	23.455	27.322	50.777
9	23.414	27.274	50.688
10	23.489	27.169	50.658
11	23.416	27.178	50.594
12	23.352	27.230	50.582
13	23.377	27.134	50.511
14	23.372	27.362	50.734
15	23.436	27.173	50.609
16	23.421	27.099	50.520
17	23.346	27.087	50.433
18	23.367	27.096	50.463
19	23.277	27.057	50.334
20	23.335	27.136	50.471
21	23.282	27.065	50.347
22	23.308	27.130	50.438
23	23.668	27.073	50.741
24	23.278	27.118	50.396
25	23.216	27.076	50.292
26	23.250	27.060	50.310
27	23.233	27.028	50.261
28	23.259	27.202	50.461
29	23.250	27.147	50.397
30	23.226	27.135	50.361
31	23.268	27.072	50.340
32	23.284	27.009	50.293
33	23.236	27.031	50.267
34	23.269	27.049	50.318
35	23.224	27.112	50.336
36	23.191	27.041	50.232
37	23.254	26.985	50.239
38	23.244	27.116	50.360
39	23.182	27.060	50.242
40	23.235	27.063	50.298
41	23.249	27.024	50.273
42	23.239	27.042	50.281

YOUR COMPETITORS

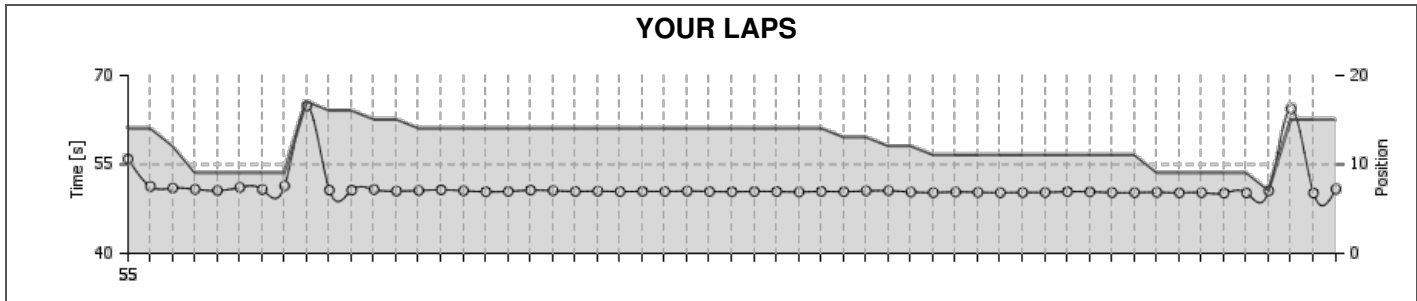
Pos	Driver	Kart	Best S1	Best S2	Best Lap	Gap
1	104 Klek Jakub .	2	22.936	26.847	49.793	+00.000
2	100 Haarbosch Rico .	5	23.054	26.810	49.893	+05.888
3	1 Boutens Ruben .	1	22.990	26.821	49.898	+07.442
4	198 Pel Artur .	10	22.946	26.979	49.925	+16.254
5	103 Grzyb Michal .	3	23.035	26.972	50.055	+16.614
6	38 Logan Sougne .	11	23.016	26.941	49.980	+16.846
7	66 Holler Dennis .	8	22.989	26.988	50.024	+17.308
8	101 Papke Sebastian .	13	23.022	26.941	50.028	+17.944
9	196 Javanainen Rickard .	16	23.005	26.890	49.985	+18.198
10	95 Verhoeven Christophe .	6	23.094	26.987	50.131	+18.568
11	200 Jenss Lars Ole .	15	23.081	26.983	50.098	+21.756
12	97 Stolk Lorenzo .	12	23.026	26.979	50.037	+21.938
13	179 Balneger Selina .	9	23.110	27.050	50.236	+27.380
14	99 Baccelleri Giovanni .	17	23.165	26.985	50.204	+27.614
15	17 Douven Christian .	14	23.084	27.029	50.152	+27.893
16	137 puyato opnithi .	4	23.156	27.085	50.276	+31.440
17	23 Grooten Mathias .	7	23.146	27.026	50.188	+32.064
18	19 Ryndzionek Michal .	19	23.099	26.977	50.106	+32.981
19	191 van Dijk Thom .	18	23.149	26.990	50.139	+33.425
20	195 Lencses Balint .	20	23.179	27.148	50.351	+36.982
THEORETICAL BEST LAP			22.936	26.810	49.746	

Lap	S1	S2	Lap time
43	23.224	26.997	50.221
44	23.215	27.114	50.329
45	23.165	27.079	50.244
46	23.280	27.156	50.436
47	23.305	27.438	50.743
48	37.391	27.016	01:04.407
49	23.261	27.045	50.306
50	23.209	26.995	50.204
51	23.176	27.338	50.514
52	37.203	27.161	01:04.364
53	23.231	27.138	50.369
54	23.233	27.205	50.438
55	23.806	27.388	51.194
IDEAL	23.165	26.985	50.150

TRACK RECORDS

TOP DNIA			TOP TYGODNIA			TOP MIESIĄCA			TOP KONFIGURACJI			TOP KOBIET		
#	Driver	Lap	#	Driver	Lap	#	Driver	Lap	#	Driver	Lap	#	Driver	Lap
1	97 Stolk Lorenzo .	49.341	1	97 Stolk Lorenzo .	49.341	1	97 Stolk Lorenzo .	49.341	1	97 Stolk Lorenzo .	49.341	1	PALECZKA E.	52.523
2	1 Boutens Ruben .	49.416	2	1 Boutens Ruben .	49.416	2	1 Boutens Ruben .	49.416	2	1 Boutens Ruben .	49.416	2	MOTZ M.	54.835
3	101 Papke Sebastian .	49.447	3	101 Papke Sebastian .	49.447	3	101 Papke Sebastian .	49.447	3	101 Papke Sebastian .	49.447	3	VERSCHOOR T.	55.332
4	94 Siese Maxi .	49.554	4	Romano Franssen .	49.511	4	Romano Franssen .	49.511	4	Romano Franssen .	49.511	4	PRUCNAL K.	55.502
5	198 Pel Artur .	49.591	5	Jakub Kłęk .	49.527	5	Jakub Kłęk .	49.527	5	Jakub Kłęk .	49.527	5	PRUCNAL K.	55.704
6	100 Haarbosch Rico .	49.594	6	94 Siese Maxi .	49.554	6	94 Siese Maxi .	49.554	6	94 Siese Maxi .	49.554	6	PILAT K.	55.739
7	66 Holler Dennis .	49.597	7	198 Pel Artur .	49.591	7	198 Pel Artur .	49.591	7	198 Pel Artur .	49.591	7	---	00.000
8	23 Grooten Mathias .	49.606	8	100 Haarbosch Rico .	49.594	8	100 Haarbosch Rico .	49.594	8	100 Haarbosch Rico .	49.594	8	---	00.000
9	104 Klek Jakub .	49.606	9	66 Holler Dennis .	49.597	9	66 Holler Dennis .	49.597	9	66 Holler Dennis .	49.597	9	---	00.000
10	19 Ryndzionek Michal .	49.637	10	104 Klek Jakub .	49.606	10	104 Klek Jakub .	49.606	10	23 Grooten Mathias .	49.606	10	---	00.000

Position	Kart	Best Lap	Date
15	17 Douven Christian	Kart 14 50.152	29-07-2018



YOUR RESULTS

Lap	S1	S2	Lap time
1	27.567	28.352	55.919
2	23.653	27.624	51.277
3	23.553	27.451	51.004
4	23.501	27.298	50.799
5	23.383	27.207	50.590
6	23.635	27.476	51.111
7	23.390	27.377	50.767
8	23.497	27.889	51.386
9	37.429	27.463	01:04.892
10	23.383	27.283	50.666
11	23.342	27.311	50.653
12	23.413	27.359	50.772
13	23.304	27.193	50.497
14	23.350	27.240	50.590
15	23.258	27.449	50.707
16	23.319	27.238	50.557
17	23.185	27.200	50.385
18	23.271	27.184	50.455
19	23.366	27.281	50.647
20	23.265	27.308	50.573
21	23.234	27.214	50.448
22	23.296	27.191	50.487
23	23.230	27.191	50.421
24	23.241	27.215	50.456
25	23.188	27.259	50.447
26	23.313	27.181	50.494
27	23.256	27.183	50.439
28	23.223	27.164	50.387
29	23.240	27.203	50.443
30	23.254	27.171	50.425
31	23.214	27.142	50.356
32	23.243	27.201	50.444
33	23.201	27.206	50.407
34	23.230	27.301	50.531
35	23.266	27.297	50.563
36	23.238	27.105	50.343
37	23.197	27.041	50.238
38	23.212	27.143	50.355
39	23.188	27.102	50.290
40	23.159	27.066	50.225
41	23.148	27.116	50.264
42	23.170	27.100	50.270

YOUR COMPETITORS

Pos	Driver	Kart	Best S1	Best S2	Best Lap	Gap
1	104 Klek Jakub .	2	22.936	26.847	49.793	+00.000
2	100 Haarbosch Rico .	5	23.054	26.810	49.893	+05.888
3	1 Boutens Ruben .	1	22.990	26.821	49.898	+07.442
4	198 Pel Artur .	10	22.946	26.979	49.925	+16.254
5	103 Grzyb Michal .	3	23.035	26.972	50.055	+16.614
6	38 Logan Sougne .	11	23.016	26.941	49.980	+16.846
7	66 Holler Dennis .	8	22.989	26.988	50.024	+17.308
8	101 Papke Sebastian .	13	23.022	26.941	50.028	+17.944
9	196 Javanainen Rickard .	16	23.005	26.890	49.985	+18.198
10	95 Verhoeven Christophe .	6	23.094	26.987	50.131	+18.568
11	200 Jenss Lars Ole .	15	23.081	26.983	50.098	+21.756
12	97 Stolk Lorenzo .	12	23.026	26.979	50.037	+21.938
13	179 Balneger Selina .	9	23.110	27.050	50.236	+27.380
14	99 Baccellieri Giovanni .	17	23.165	26.985	50.204	+27.614
15	17 Douven Christian .	14	23.084	27.029	50.152	+27.893
16	137 puyato opnithi .	4	23.156	27.085	50.276	+31.440
17	23 Grooten Mathias .	7	23.146	27.026	50.188	+32.064
18	19 Ryndzionek Michal .	19	23.099	26.977	50.106	+32.981
19	191 van Dijk Thom .	18	23.149	26.990	50.139	+33.425
20	195 Lencses Balint .	20	23.179	27.148	50.351	+36.982
THEORETICAL BEST LAP			22.936	26.810	49.746	

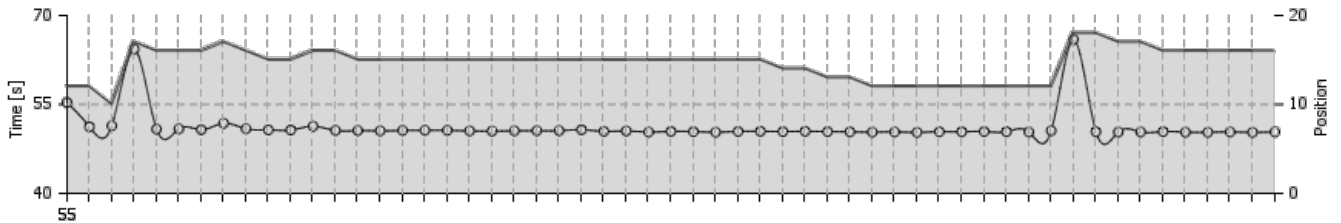
Lap	S1	S2	Lap time
43	23.219	27.182	50.401
44	23.183	27.195	50.378
45	23.153	27.088	50.241
46	23.176	27.059	50.235
47	23.179	27.114	50.293
48	23.155	27.054	50.209
49	23.095	27.143	50.238
50	23.084	27.068	50.152
51	23.110	27.087	50.197
52	23.153	27.383	50.536
53	37.354	27.029	01:04.383
54	23.091	27.080	50.171
55	23.460	27.387	50.847
IDEAL	23.084	27.029	50.113

TRACK RECORDS

TOP DNIA			TOP TYGODNIA			TOP MIESIĄCA			TOP KONFIGURACJI			TOP KOBIET		
#	Driver	Lap	#	Driver	Lap	#	Driver	Lap	#	Driver	Lap	#	Driver	Lap
1	97 Stolk Lorenzo .	49.341	1	97 Stolk Lorenzo .	49.341	1	97 Stolk Lorenzo .	49.341	1	97 Stolk Lorenzo .	49.341	1	PALECZKA E.	52.523
2	1 Boutens Ruben .	49.416	2	1 Boutens Ruben .	49.416	2	1 Boutens Ruben .	49.416	2	1 Boutens Ruben .	49.416	2	MOTZ M.	54.835
3	101 Papke Sebastian .	49.447	3	101 Papke Sebastian .	49.447	3	101 Papke Sebastian .	49.447	3	101 Papke Sebastian .	49.447	3	VERSCHOOR T.	55.332
4	94 Siese Maxi .	49.554	4	Romano Franssen .	49.511	4	Romano Franssen .	49.511	4	Romano Franssen .	49.511	4	PRUCNAL K.	55.502
5	198 Pel Artur .	49.591	5	Jakub Klek .	49.527	5	Jakub Klek .	49.527	5	Jakub Klek .	49.527	5	PRUCNAL K.	55.704
6	100 Haarbosch Rico .	49.594	6	94 Siese Maxi .	49.554	6	94 Siese Maxi .	49.554	6	94 Siese Maxi .	49.554	6	PILAT K.	55.739
7	66 Holler Dennis .	49.597	7	198 Pel Artur .	49.591	7	198 Pel Artur .	49.591	7	198 Pel Artur .	49.591	7	---	00.000
8	23 Grooten Mathias .	49.606	8	100 Haarbosch Rico .	49.594	8	100 Haarbosch Rico .	49.594	8	100 Haarbosch Rico .	49.594	8	---	00.000
9	104 Klek Jakub .	49.606	9	66 Holler Dennis .	49.597	9	66 Holler Dennis .	49.597	9	66 Holler Dennis .	49.597	9	---	00.000
10	19 Ryndzionek Michal .	49.637	10	104 Klek Jakub .	49.606	10	104 Klek Jakub .	49.606	10	23 Grooten Mathias .	49.606	10	---	00.000

Position **16** Kart **137 puyato opnithi** Best Lap **Kart 4 50.276** Date **29-07-2018**

YOUR LAPS



YOUR RESULTS

Lap	S1	S2	Lap time
1	26.161	29.170	55.331
2	23.764	27.466	51.230
3	23.670	27.733	51.403
4	36.831	27.479	01:04.310
5	23.524	27.318	50.842
6	23.495	27.380	50.875
7	23.410	27.328	50.738
8	24.269	27.544	51.813
9	23.438	27.453	50.891
10	23.413	27.294	50.707
11	23.375	27.306	50.681
12	23.992	27.324	51.316
13	23.347	27.252	50.599
14	23.363	27.228	50.591
15	23.320	27.217	50.537
16	23.334	27.280	50.614
17	23.340	27.285	50.625
18	23.288	27.339	50.627
19	23.260	27.269	50.529
20	23.288	27.211	50.499
21	23.280	27.265	50.545
22	23.333	27.226	50.559
23	23.298	27.277	50.575
24	23.264	27.461	50.725
25	23.291	27.174	50.465
26	23.264	27.255	50.519
27	23.250	27.094	50.344
28	23.229	27.216	50.445
29	23.214	27.205	50.419
30	23.224	27.085	50.309
31	23.235	27.213	50.448
32	23.243	27.221	50.464
33	23.210	27.222	50.432
34	23.227	27.237	50.464
35	23.238	27.185	50.423
36	23.234	27.138	50.372
37	23.207	27.114	50.321
38	23.222	27.139	50.361
39	23.189	27.087	50.276
40	23.223	27.174	50.397
41	23.156	27.227	50.383

YOUR COMPETITORS

Pos	Driver	Kart	Best S1	Best S2	Best Lap	Gap
1	104 Klek Jakub .	2	22.936	26.847	49.793	+00.000
2	100 Haarbosch Rico .	5	23.054	26.810	49.893	+05.888
3	1 Boutens Ruben .	1	22.990	26.821	49.898	+07.442
4	198 Pel Artur .	10	22.946	26.979	49.925	+16.254
5	103 Grzyb Michal .	3	23.035	26.972	50.055	+16.614
6	38 Logan Sougne .	11	23.016	26.941	49.980	+16.846
7	66 Holler Dennis .	8	22.989	26.988	50.024	+17.308
8	101 Papke Sebastian .	13	23.022	26.941	50.028	+17.944
9	196 Javanainen Rickard .	16	23.005	26.890	49.985	+18.198
10	95 Verhoeven Christophe .	6	23.094	26.987	50.131	+18.568
11	200 Jenss Lars Ole .	15	23.081	26.983	50.098	+21.756
12	97 Stolk Lorenzo .	12	23.026	26.979	50.037	+21.938
13	179 Balneger Selina .	9	23.110	27.050	50.236	+27.380
14	99 Baccellieri Giovanni .	17	23.165	26.985	50.204	+27.614
15	17 Douven Christian .	14	23.084	27.029	50.152	+27.893
16	137 puyato opnithi .	4	23.156	27.085	50.276	+31.440
17	23 Grooten Mathias .	7	23.146	27.026	50.188	+32.064
18	19 Ryndzionek Michal .	19	23.099	26.977	50.106	+32.981
19	191 van Dijk Thom .	18	23.149	26.990	50.139	+33.425
20	195 Lencses Balint .	20	23.179	27.148	50.351	+36.982
THEORETICAL BEST LAP			22.936	26.810	49.746	

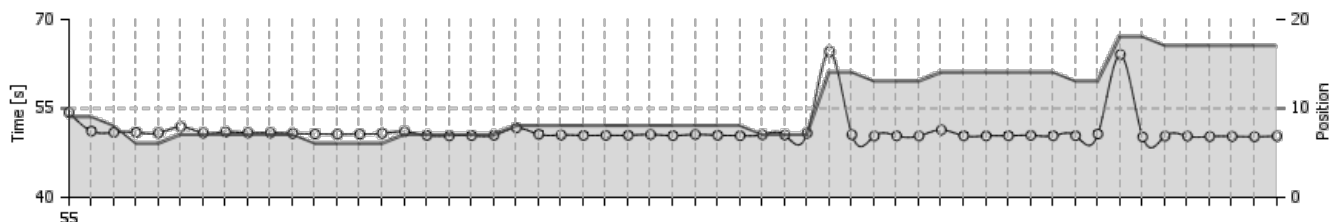
Lap	S1	S2	Lap time
42	23.264	27.175	50.439
43	23.193	27.208	50.401
44	23.167	27.183	50.350
45	23.182	27.385	50.567
46	38.745	27.200	01:05.945
47	23.247	27.138	50.385
48	23.191	27.149	50.340
49	23.226	27.123	50.349
50	23.281	27.137	50.418
51	23.185	27.130	50.315
52	23.168	27.127	50.295
53	23.210	27.143	50.353
54	23.162	27.120	50.282
55	23.180	27.185	50.365
IDEAL	23.156	27.085	50.241

TRACK RECORDS

TOP DNIA			TOP TYGODNIA			TOP MIESIĄCA			TOP KONFIGURACJI			TOP KOBIET		
#	Driver	Lap	#	Driver	Lap	#	Driver	Lap	#	Driver	Lap	#	Driver	Lap
1	97 Stolk Lorenzo .	49.341	1	97 Stolk Lorenzo .	49.341	1	97 Stolk Lorenzo .	49.341	1	97 Stolk Lorenzo .	49.341	1	PALECZKA E.	52.523
2	1 Boutens Ruben .	49.416	2	1 Boutens Ruben .	49.416	2	1 Boutens Ruben .	49.416	2	1 Boutens Ruben .	49.416	2	MOTZ M.	54.835
3	101 Papke Sebastian .	49.447	3	101 Papke Sebastian .	49.447	3	101 Papke Sebastian .	49.447	3	101 Papke Sebastian .	49.447	3	VERSCHOOR T.	55.332
4	94 Siese Maxi .	49.554	4	Romano Franssen .	49.511	4	Romano Franssen .	49.511	4	Romano Franssen .	49.511	4	PRUCNAL K.	55.502
5	198 Pel Artur .	49.591	5	Jakub Kłęk .	49.527	5	Jakub Kłęk .	49.527	5	Jakub Kłęk .	49.527	5	PRUCNAL K.	55.704
6	100 Haarbosch Rico .	49.594	6	94 Siese Maxi .	49.554	6	94 Siese Maxi .	49.554	6	94 Siese Maxi .	49.554	6	PILAT K.	55.739
7	66 Holler Dennis .	49.597	7	198 Pel Artur .	49.591	7	198 Pel Artur .	49.591	7	198 Pel Artur .	49.591	7	---	00.000
8	23 Grooten Mathias .	49.606	8	100 Haarbosch Rico .	49.594	8	100 Haarbosch Rico .	49.594	8	100 Haarbosch Rico .	49.594	8	---	00.000
9	104 Klek Jakub .	49.606	9	66 Holler Dennis .	49.597	9	66 Holler Dennis .	49.597	9	66 Holler Dennis .	49.597	9	---	00.000
10	19 Ryndzionek Michal .	49.637	10	104 Klek Jakub .	49.606	10	104 Klek Jakub .	49.606	10	23 Grooten Mathias .	49.606	10	---	00.000

Position **17** Kart **23 Grooten Mathias** Best Lap **Kart 7 50.188** Date **29-07-2018**

YOUR LAPS



YOUR RESULTS

Lap	S1	S2	Lap time
1	26.496	27.839	54.335
2	23.675	27.488	51.163
3	23.626	27.331	50.957
4	23.615	27.341	50.956
5	23.520	27.337	50.857
6	24.494	27.389	51.883
7	23.487	27.364	50.851
8	23.483	27.534	51.017
9	23.509	27.370	50.879
10	23.546	27.330	50.876
11	23.455	27.311	50.766
12	23.406	27.292	50.698
13	23.411	27.219	50.630
14	23.378	27.285	50.663
15	23.431	27.349	50.780
16	23.896	27.189	51.085
17	23.329	27.118	50.447
18	23.283	27.096	50.379
19	23.303	27.118	50.421
20	23.274	27.201	50.475
21	24.554	27.171	51.725
22	23.400	27.231	50.631
23	23.349	27.166	50.515
24	23.310	27.132	50.442
25	23.315	27.149	50.464
26	23.267	27.202	50.469
27	23.350	27.253	50.603
28	23.275	27.137	50.412
29	23.295	27.311	50.606
30	23.268	27.203	50.471
31	23.302	27.106	50.408
32	23.312	27.246	50.558
33	23.351	27.174	50.525
34	23.302	27.532	50.834
35	37.375	27.196	01:04.571
36	23.276	27.282	50.558
37	23.261	27.079	50.340
38	23.273	27.106	50.379
39	23.299	27.056	50.355
40	24.101	27.282	51.383
41	23.237	27.134	50.371
42	23.224	27.149	50.373

YOUR COMPETITORS

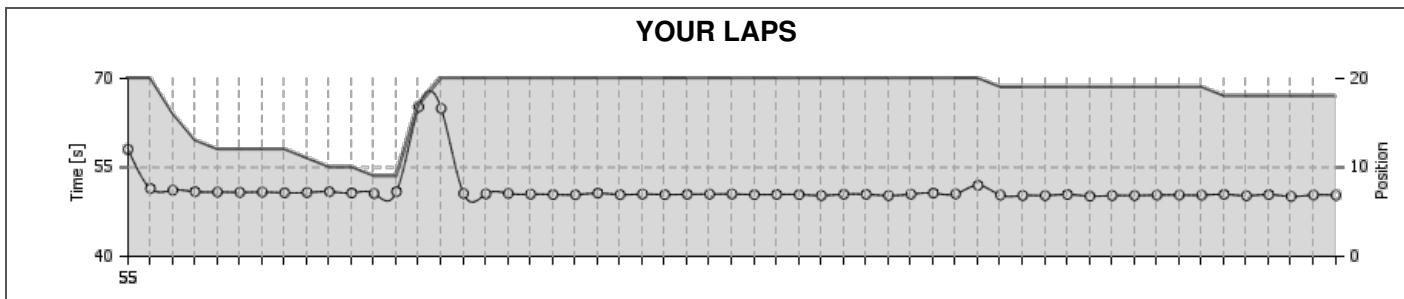
Pos	Driver	Kart	Best S1	Best S2	Best Lap	Gap
1	104 Klek Jakub .	2	22.936	26.847	49.793	+00.000
2	100 Haarbosch Rico .	5	23.054	26.810	49.893	+05.888
3	1 Boutens Ruben .	1	22.990	26.821	49.898	+07.442
4	198 Pel Artur .	10	22.946	26.979	49.925	+16.254
5	103 Grzyb Michal .	3	23.035	26.972	50.055	+16.614
6	38 Logan Sougne .	11	23.016	26.941	49.980	+16.846
7	66 Holler Dennis .	8	22.989	26.988	50.024	+17.308
8	101 Papke Sebastian .	13	23.022	26.941	50.028	+17.944
9	196 Javanainen Rickard .	16	23.005	26.890	49.985	+18.198
10	95 Verhoeven Christophe .	6	23.094	26.987	50.131	+18.568
11	200 Jenss Lars Ole .	15	23.081	26.983	50.098	+21.756
12	97 Stolk Lorenzo .	12	23.026	26.979	50.037	+21.938
13	179 Balneger Selina .	9	23.110	27.050	50.236	+27.380
14	99 Baccellieri Giovanni .	17	23.165	26.985	50.204	+27.614
15	17 Douven Christian .	14	23.084	27.029	50.152	+27.893
16	137 puyato opnithi .	4	23.156	27.085	50.276	+31.440
17	23 Grooten Mathias .	7	23.146	27.026	50.188	+32.064
18	19 Ryndzionaek Michal .	19	23.099	26.977	50.106	+32.981
19	191 van Dijk Thom .	18	23.149	26.990	50.139	+33.425
20	195 Lencses Balint .	20	23.179	27.148	50.351	+36.982
THEORETICAL BEST LAP			22.936	26.810	49.746	

Lap	S1	S2	Lap time
43	23.303	27.082	50.385
44	23.278	27.182	50.460
45	23.269	27.111	50.380
46	23.234	27.176	50.410
47	23.297	27.391	50.688
48	37.050	27.026	01:04.076
49	23.152	27.036	50.188
50	23.201	27.127	50.328
51	23.207	27.118	50.325
52	23.171	27.088	50.259
53	23.146	27.130	50.276
54	23.185	27.035	50.220
55	23.215	27.111	50.326
IDEAL	23.146	27.026	50.172

TRACK RECORDS

TOP DNIA			TOP TYGODNIA			TOP MIESIĄCA			TOP KONFIGURACJI			TOP KOBIET		
#	Driver	Lap	#	Driver	Lap	#	Driver	Lap	#	Driver	Lap	#	Driver	Lap
1	97 Stolk Lorenzo .	49.341	1	97 Stolk Lorenzo .	49.341	1	97 Stolk Lorenzo .	49.341	1	97 Stolk Lorenzo .	49.341	1	PALECZKA E.	52.523
2	1 Boutens Ruben .	49.416	2	1 Boutens Ruben .	49.416	2	1 Boutens Ruben .	49.416	2	1 Boutens Ruben .	49.416	2	MOTZ M.	54.835
3	101 Papke Sebastian .	49.447	3	101 Papke Sebastian .	49.447	3	101 Papke Sebastian .	49.447	3	101 Papke Sebastian .	49.447	3	VERSCHOOR T.	55.332
4	94 Siese Maxi .	49.554	4	Romano Franssen .	49.511	4	Romano Franssen .	49.511	4	Romano Franssen .	49.511	4	PRUCNAL K.	55.502
5	198 Pel Artur .	49.591	5	Jakub Klęk .	49.527	5	Jakub Klęk .	49.527	5	Jakub Klęk .	49.527	5	PRUCNAL K.	55.704
6	100 Haarbosch Rico .	49.594	6	94 Siese Maxi .	49.554	6	94 Siese Maxi .	49.554	6	94 Siese Maxi .	49.554	6	PILAT K.	55.739
7	66 Holler Dennis .	49.597	7	198 Pel Artur .	49.591	7	198 Pel Artur .	49.591	7	198 Pel Artur .	49.591	7	---	00.000
8	23 Grooten Mathias .	49.606	8	100 Haarbosch Rico .	49.594	8	100 Haarbosch Rico .	49.594	8	100 Haarbosch Rico .	49.594	8	---	00.000
9	104 Klek Jakub .	49.606	9	66 Holler Dennis .	49.597	9	66 Holler Dennis .	49.597	9	66 Holler Dennis .	49.597	9	---	00.000
10	19 Ryndzionek Michal .	49.637	10	104 Klek Jakub .	49.606	10	104 Klek Jakub .	49.606	10	23 Grooten Mathias .	49.606	10	---	00.000

Position	Kart	Best Lap	Date
18	Kart 19	50.106	29-07-2018
19 Ryndzioniczek Michal			



YOUR RESULTS

Lap	S1	S2	Lap time
1	29.507	28.539	58.046
2	23.888	27.549	51.437
3	23.690	27.457	51.147
4	23.564	27.340	50.904
5	23.544	27.300	50.844
6	23.515	27.279	50.794
7	23.502	27.332	50.834
8	23.509	27.217	50.726
9	23.433	27.330	50.763
10	23.630	27.278	50.908
11	23.379	27.316	50.695
12	23.394	27.193	50.587
13	23.322	27.577	50.899
14	37.767	27.442	01:05.209
15	37.562	27.368	01:04.930
16	23.406	27.194	50.600
17	23.307	27.221	50.528
18	23.297	27.307	50.604
19	23.271	27.209	50.480
20	23.235	27.196	50.431
21	23.224	27.170	50.394
22	23.302	27.352	50.654
23	23.261	27.147	50.408
24	23.246	27.244	50.490
25	23.254	27.164	50.418
26	23.253	27.210	50.463
27	23.234	27.259	50.493
28	23.220	27.282	50.502
29	23.174	27.242	50.416
30	23.200	27.240	50.440
31	23.254	27.172	50.426
32	23.169	27.084	50.253
33	23.298	27.176	50.474
34	23.162	27.302	50.464
35	23.198	27.044	50.242
36	23.257	27.222	50.479
37	23.378	27.286	50.664
38	23.243	27.290	50.533
39	24.806	27.174	51.980
40	23.228	27.120	50.348
41	23.185	27.069	50.254
42	23.148	27.105	50.253

YOUR COMPETITORS

Pos	Driver	Kart	Best S1	Best S2	Best Lap	Gap
1	104 Klek Jakub .	2	22.936	26.847	49.793	+00.000
2	100 Haarbosch Rico .	5	23.054	26.810	49.893	+05.888
3	1 Boutens Ruben .	1	22.990	26.821	49.898	+07.442
4	198 Pel Artur .	10	22.946	26.979	49.925	+16.254
5	103 Grzyb Michal .	3	23.035	26.972	50.055	+16.614
6	38 Logan Sougne .	11	23.016	26.941	49.980	+16.846
7	66 Holler Dennis .	8	22.989	26.988	50.024	+17.308
8	101 Papke Sebastian .	13	23.022	26.941	50.028	+17.944
9	196 Javanainen Rickard .	16	23.005	26.890	49.985	+18.198
10	95 Verhoeven Christophe .	6	23.094	26.987	50.131	+18.568
11	200 Jenss Lars Ole .	15	23.081	26.983	50.098	+21.756
12	97 Stolk Lorenzo .	12	23.026	26.979	50.037	+21.938
13	179 Balneger Selina .	9	23.110	27.050	50.236	+27.380
14	99 Baccellieri Giovanni .	17	23.165	26.985	50.204	+27.614
15	17 Douven Christian .	14	23.084	27.029	50.152	+27.893
16	137 puyato opnithi .	4	23.156	27.085	50.276	+31.440
17	23 Grooten Mathias .	7	23.146	27.026	50.188	+32.064
18	19 Ryndzioniczek Michal .	19	23.099	26.977	50.106	+32.981
19	191 van Dijk Thom .	18	23.149	26.990	50.139	+33.425
20	195 Lencses Balint .	20	23.179	27.148	50.351	+36.982
THEORETICAL BEST LAP			22.936	26.810	49.746	

Lap	S1	S2	Lap time
43	23.173	27.255	50.428
44	23.099	27.056	50.155
45	23.120	27.128	50.248
46	23.149	27.107	50.256
47	23.173	27.157	50.330
48	23.217	27.124	50.341
49	23.209	27.111	50.320
50	23.190	27.266	50.456
51	23.132	27.090	50.222
52	23.171	27.244	50.415
53	23.129	26.977	50.106
54	23.131	27.210	50.341
55	23.177	27.140	50.317
IDEAL	23.099	26.977	50.076

TRACK RECORDS

TOP DNIA			TOP TYGODNIA			TOP MIESIĄCA			TOP KONFIGURACJI			TOP KOBIET		
#	Driver	Lap	#	Driver	Lap	#	Driver	Lap	#	Driver	Lap	#	Driver	Lap
1	97 Stolk Lorenzo .	49.341	1	97 Stolk Lorenzo .	49.341	1	97 Stolk Lorenzo .	49.341	1	97 Stolk Lorenzo .	49.341	1	PALECZKA E.	52.523
2	1 Boutens Ruben .	49.416	2	1 Boutens Ruben .	49.416	2	1 Boutens Ruben .	49.416	2	1 Boutens Ruben .	49.416	2	MOTZ M.	54.835
3	101 Papke Sebastian .	49.447	3	101 Papke Sebastian .	49.447	3	101 Papke Sebastian .	49.447	3	101 Papke Sebastian .	49.447	3	VERSCHOOR T.	55.332
4	94 Siese Maxi .	49.554	4	Romano Franssen .	49.511	4	Romano Franssen .	49.511	4	Romano Franssen .	49.511	4	PRUCNAL K.	55.502
5	198 Pel Artur .	49.591	5	Jakub Klek .	49.527	5	Jakub Klek .	49.527	5	Jakub Klek .	49.527	5	PRUCNAL K.	55.704
6	100 Haarbosch Rico .	49.594	6	94 Siese Maxi .	49.554	6	94 Siese Maxi .	49.554	6	94 Siese Maxi .	49.554	6	PILAT K.	55.739
7	66 Holler Dennis .	49.597	7	198 Pel Artur .	49.591	7	198 Pel Artur .	49.591	7	198 Pel Artur .	49.591	7	---	00.000
8	23 Grooten Mathias .	49.606	8	100 Haarbosch Rico .	49.594	8	100 Haarbosch Rico .	49.594	8	100 Haarbosch Rico .	49.594	8	---	00.000
9	104 Klek Jakub .	49.606	9	66 Holler Dennis .	49.597	9	66 Holler Dennis .	49.597	9	66 Holler Dennis .	49.597	9	---	00.000
10	19 Ryndzionek Michal .	49.637	10	104 Klek Jakub .	49.606	10	104 Klek Jakub .	49.606	10	23 Grooten Mathias .	49.606	10	---	00.000

Position

19

Kart

191 van Dijk Thom

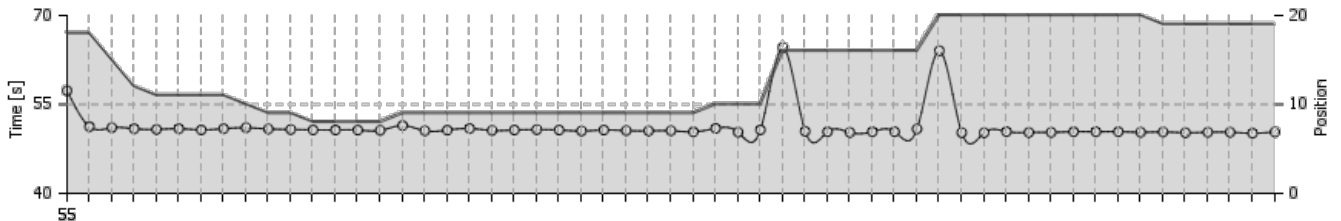
Best Lap

Kart 18**50.139**

Date

29-07-2018

YOUR LAPS



YOUR RESULTS

Lap	S1	S2	Lap time
1	28.838	28.478	57.316
2	23.749	27.509	51.258
3	23.654	27.415	51.069
4	23.586	27.308	50.894
5	23.553	27.229	50.782
6	23.571	27.330	50.901
7	23.427	27.279	50.706
8	23.500	27.411	50.911
9	23.546	27.522	51.068
10	23.467	27.394	50.861
11	23.460	27.301	50.761
12	23.446	27.264	50.710
13	23.461	27.230	50.691
14	23.392	27.288	50.680
15	23.373	27.241	50.614
16	24.124	27.321	51.445
17	23.307	27.243	50.550
18	23.395	27.276	50.671
19	23.511	27.425	50.936
20	23.332	27.275	50.607
21	23.397	27.290	50.687
22	23.370	27.373	50.743
23	23.378	27.310	50.688
24	23.283	27.234	50.517
25	23.286	27.403	50.689
26	23.242	27.337	50.579
27	23.302	27.239	50.541
28	23.379	27.182	50.561
29	23.301	27.082	50.383
30	23.768	27.188	50.956
31	23.205	27.115	50.320
32	23.246	27.469	50.715
33	37.377	27.199	01:04.576
34	23.300	27.162	50.462
35	23.313	27.080	50.393
36	23.250	27.020	50.270
37	23.210	27.180	50.390
38	23.265	27.144	50.409
39	23.327	27.531	50.858
40	37.021	27.033	01:04.054
41	23.203	27.017	50.220
42	23.156	27.067	50.223

YOUR COMPETITORS

Pos	Driver	Kart	Best S1	Best S2	Best Lap	Gap
1	104 Klek Jakub .	2	22.936	26.847	49.793	+00.000
2	100 Haarbosch Rico .	5	23.054	26.810	49.893	+05.888
3	1 Boutens Ruben .	1	22.990	26.821	49.898	+07.442
4	198 Pel Artur .	10	22.946	26.979	49.925	+16.254
5	103 Grzyb Michal .	3	23.035	26.972	50.055	+16.614
6	38 Logan Sougne .	11	23.016	26.941	49.980	+16.846
7	66 Holler Dennis .	8	22.989	26.988	50.024	+17.308
8	101 Papke Sebastian .	13	23.022	26.941	50.028	+17.944
9	196 Javanainen Rickard .	16	23.005	26.890	49.985	+18.198
10	95 Verhoeven Christophe .	6	23.094	26.987	50.131	+18.568
11	200 Jenss Lars Ole .	15	23.081	26.983	50.098	+21.756
12	97 Stolk Lorenzo .	12	23.026	26.979	50.037	+21.938
13	179 Balneger Selina .	9	23.110	27.050	50.236	+27.380
14	99 Baccellieri Giovanni .	17	23.165	26.985	50.204	+27.614
15	17 Douven Christian .	14	23.084	27.029	50.152	+27.893
16	137 puyato opnithi .	4	23.156	27.085	50.276	+31.440
17	23 Grooten Mathias .	7	23.146	27.026	50.188	+32.064
18	19 Ryndzionek Michal .	19	23.099	26.977	50.106	+32.981
19	191 van Dijk Thom .	18	23.149	26.990	50.139	+33.425
20	195 Lencses Balint .	20	23.179	27.148	50.351	+36.982
THEORETICAL BEST LAP			22.936	26.810	49.746	

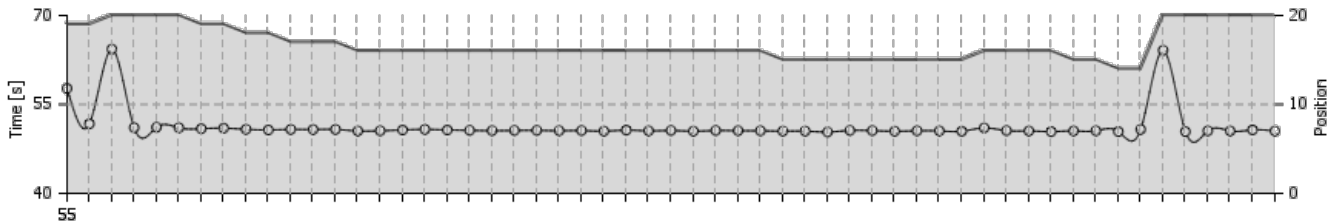
Lap	S1	S2	Lap time
43	23.197	27.213	50.410
44	23.155	27.115	50.270
45	23.183	27.098	50.281
46	23.203	27.197	50.400
47	23.182	27.210	50.392
48	23.261	27.144	50.405
49	23.194	27.110	50.304
50	23.253	27.098	50.351
51	23.164	27.060	50.224
52	23.183	27.116	50.299
53	23.173	27.130	50.303
54	23.149	26.990	50.139
55	23.221	27.129	50.350
IDEAL	23.149	26.990	50.139

TRACK RECORDS

TOP DNIA			TOP TYGODNIA			TOP MIESIĄCA			TOP KONFIGURACJI			TOP KOBIET		
#	Driver	Lap	#	Driver	Lap	#	Driver	Lap	#	Driver	Lap	#	Driver	Lap
1	97 Stolk Lorenzo .	49.341	1	97 Stolk Lorenzo .	49.341	1	97 Stolk Lorenzo .	49.341	1	97 Stolk Lorenzo .	49.341	1	PALECZKA E.	52.523
2	1 Boutens Ruben .	49.416	2	1 Boutens Ruben .	49.416	2	1 Boutens Ruben .	49.416	2	1 Boutens Ruben .	49.416	2	MOTZ M.	54.835
3	101 Papke Sebastian .	49.447	3	101 Papke Sebastian .	49.447	3	101 Papke Sebastian .	49.447	3	101 Papke Sebastian .	49.447	3	VERSCOOR T.	55.332
4	94 Siese Maxi .	49.554	4	Romano Franssen .	49.511	4	Romano Franssen .	49.511	4	Romano Franssen .	49.511	4	PRUCNAL K.	55.502
5	198 Pel Artur .	49.591	5	Jakub Klęk .	49.527	5	Jakub Klęk .	49.527	5	Jakub Klęk .	49.527	5	PRUCNAL K.	55.704
6	100 Haarbosch Rico .	49.594	6	94 Siese Maxi .	49.554	6	94 Siese Maxi .	49.554	6	94 Siese Maxi .	49.554	6	PILAT K.	55.739
7	66 Holler Dennis .	49.597	7	198 Pel Artur .	49.591	7	198 Pel Artur .	49.591	7	198 Pel Artur .	49.591	7	---	00.000
8	23 Grooten Mathias .	49.606	8	100 Haarbosch Rico .	49.594	8	100 Haarbosch Rico .	49.594	8	100 Haarbosch Rico .	49.594	8	---	00.000
9	104 Klek Jakub .	49.606	9	66 Holler Dennis .	49.597	9	66 Holler Dennis .	49.597	9	66 Holler Dennis .	49.597	9	---	00.000
10	19 Ryndzionek Michal .	49.637	10	104 Klek Jakub .	49.606	10	104 Klek Jakub .	49.606	10	23 Grooten Mathias .	49.606	10	---	00.000

Position	Kart	Best Lap	Date
20	195 Lencses Balint	Kart 20	50.351
			29-07-2018

YOUR LAPS



YOUR RESULTS

Lap	S1	S2	Lap time
1	29.188	28.525	57.713
2	23.806	27.926	51.732
3	36.790	27.538	01:04.328
4	23.478	27.591	51.069
5	23.640	27.506	51.146
6	23.542	27.514	51.056
7	23.472	27.434	50.906
8	23.571	27.424	50.995
9	23.381	27.416	50.797
10	23.392	27.311	50.703
11	23.363	27.412	50.775
12	23.366	27.401	50.767
13	23.390	27.385	50.775
14	23.328	27.198	50.526
15	23.267	27.285	50.552
16	23.249	27.447	50.696
17	23.309	27.474	50.783
18	23.357	27.341	50.698
19	23.333	27.291	50.624
20	23.278	27.297	50.575
21	23.356	27.251	50.607
22	23.244	27.377	50.621
23	23.325	27.246	50.571
24	23.315	27.273	50.588
25	23.203	27.293	50.496
26	23.303	27.357	50.660
27	23.282	27.266	50.548
28	23.326	27.272	50.598
29	23.210	27.279	50.489
30	23.261	27.334	50.595
31	23.258	27.314	50.572
32	23.235	27.316	50.551
33	23.308	27.188	50.496
34	23.255	27.236	50.491
35	23.203	27.148	50.351
36	23.236	27.371	50.607
37	23.277	27.302	50.579
38	23.211	27.268	50.479
39	23.271	27.279	50.550
40	23.291	27.244	50.535
41	23.193	27.280	50.473
42	23.779	27.252	51.031

YOUR COMPETITORS

Pos	Driver	Kart	Best S1	Best S2	Best Lap	Gap
1	104 Klek Jakub .	2	22.936	26.847	49.793	+00.000
2	100 Haarbosch Rico .	5	23.054	26.810	49.893	+05.888
3	1 Boutens Ruben .	1	22.990	26.821	49.898	+07.442
4	198 Pel Artur .	10	22.946	26.979	49.925	+16.254
5	103 Grzyb Michal .	3	23.035	26.972	50.055	+16.614
6	38 Logan Sougne .	11	23.016	26.941	49.980	+16.846
7	66 Holler Dennis .	8	22.989	26.988	50.024	+17.308
8	101 Papke Sebastian .	13	23.022	26.941	50.028	+17.944
9	196 Javanainen Rickard .	16	23.005	26.890	49.985	+18.198
10	95 Verhoeven Christophe .	6	23.094	26.987	50.131	+18.568
11	200 Jenss Lars Ole .	15	23.081	26.983	50.098	+21.756
12	97 Stolk Lorenzo .	12	23.026	26.979	50.037	+21.938
13	179 Balneger Selina .	9	23.110	27.050	50.236	+27.380
14	99 Baccelleri Giovanni .	17	23.165	26.985	50.204	+27.614
15	17 Douven Christian .	14	23.084	27.029	50.152	+27.893
16	137 puyato opnithi .	4	23.156	27.085	50.276	+31.440
17	23 Grooten Mathias .	7	23.146	27.026	50.188	+32.064
18	19 Ryndzionek Michal .	19	23.099	26.977	50.106	+32.981
19	191 van Dijk Thom .	18	23.149	26.990	50.139	+33.425
20	195 Lencses Balint .	20	23.179	27.148	50.351	+36.982
THEORETICAL BEST LAP			22.936	26.810	49.746	

Lap	S1	S2	Lap time
43	23.211	27.368	50.579
44	23.251	27.273	50.524
45	23.193	27.221	50.414
46	23.179	27.351	50.530
47	23.279	27.273	50.552
48	23.194	27.234	50.428
49	23.245	27.541	50.786
50	36.848	27.273	01:04.121
51	23.188	27.237	50.425
52	23.264	27.277	50.541
53	23.217	27.309	50.526
54	23.314	27.390	50.704
55	23.218	27.298	50.516
IDEAL	23.179	27.148	50.327

TRACK RECORDS

TOP DNIA			TOP TYGODNIA			TOP MIESIĄCA			TOP KONFIGURACJI			TOP KOBIET		
#	Driver	Lap	#	Driver	Lap	#	Driver	Lap	#	Driver	Lap	#	Driver	Lap
1	97 Stolk Lorenzo .	49.341	1	97 Stolk Lorenzo .	49.341	1	97 Stolk Lorenzo .	49.341	1	97 Stolk Lorenzo .	49.341	1	PALECZKA E.	52.523
2	1 Boutens Ruben .	49.416	2	1 Boutens Ruben .	49.416	2	1 Boutens Ruben .	49.416	2	1 Boutens Ruben .	49.416	2	MOTZ M.	54.835
3	101 Papke Sebastian .	49.447	3	101 Papke Sebastian .	49.447	3	101 Papke Sebastian .	49.447	3	101 Papke Sebastian .	49.447	3	VERSCOOR T.	55.332
4	94 Siese Maxi .	49.554	4	Romano Franssen .	49.511	4	Romano Franssen .	49.511	4	Romano Franssen .	49.511	4	PRUCNAL K.	55.502
5	198 Pel Artur .	49.591	5	Jakub Klęk .	49.527	5	Jakub Klęk .	49.527	5	Jakub Klęk .	49.527	5	PRUCNAL K.	55.704
6	100 Haarbosch Rico .	49.594	6	94 Siese Maxi .	49.554	6	94 Siese Maxi .	49.554	6	94 Siese Maxi .	49.554	6	PILAT K.	55.739
7	66 Holler Dennis .	49.597	7	198 Pel Artur .	49.591	7	198 Pel Artur .	49.591	7	198 Pel Artur .	49.591	7	---	00.000
8	23 Grooten Mathias .	49.606	8	100 Haarbosch Rico .	49.594	8	100 Haarbosch Rico .	49.594	8	100 Haarbosch Rico .	49.594	8	---	00.000
9	104 Klek Jakub .	49.606	9	66 Holler Dennis .	49.597	9	66 Holler Dennis .	49.597	9	66 Holler Dennis .	49.597	9	---	00.000
10	19 Ryndzionek Michal .	49.637	10	104 Klek Jakub .	49.606	10	104 Klek Jakub .	49.606	10	23 Grooten Mathias .	49.606	10	---	00.000