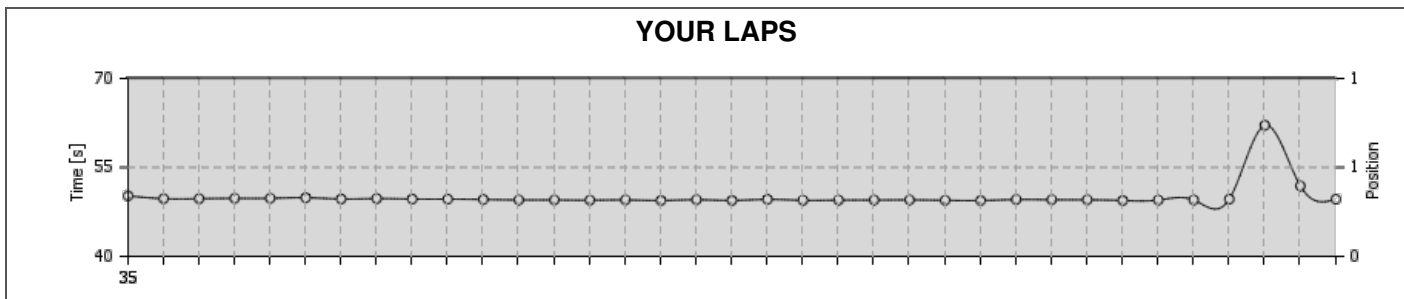


Position	Kart	Best Lap	Date
1	1 Boutens Ruben	49.416	29-07-2018



YOUR RESULTS

Lap	S1	S2	Lap time
1	26.912	23.299	50.211
2	26.551	23.173	49.724
3	26.448	23.272	49.720
4	26.556	23.221	49.777
5	26.618	23.171	49.789
6	26.567	23.323	49.890
7	26.399	23.275	49.674
8	26.511	23.228	49.739
9	26.449	23.220	49.669
10	26.450	23.204	49.654
11	26.451	23.143	49.594
12	26.380	23.134	49.514
13	26.352	23.160	49.512
14	26.370	23.100	49.470
15	26.413	23.104	49.517
16	26.287	23.136	49.423
17	26.411	23.140	49.551
18	26.356	23.074	49.430
19	26.425	23.185	49.610
20	26.320	23.127	49.447
21	26.324	23.159	49.483
22	26.334	23.161	49.495
23	26.434	23.086	49.520
24	26.328	23.121	49.449
25	26.301	23.115	49.416
26	26.452	23.127	49.579
27	26.461	23.087	49.548
28	26.454	23.083	49.537
29	26.329	23.091	49.420
30	26.382	23.109	49.491
31	26.410	23.089	49.499
32	26.378	23.276	49.654
33	26.440	35.671	01:02.111
34	28.650	23.223	51.873
35	26.460	23.193	49.653
IDEAL	26.287	23.074	49.361

YOUR COMPETITORS

Pos	Driver	Kart	Best S1	Best S2	Best Lap	Gap
1	1 Boutens Ruben .	1	26.287	23.074	49.416	+00.000
2	97 Stolk Lorenzo .	5	26.309	23.018	49.341	+00.210
3	23 Grooten Mathias .	2	26.378	23.204	49.606	+06.786
4	94 Siese Maxi .	4	26.352	23.125	49.554	+08.605
5	17 Douven Christian .	3	26.502	23.138	49.660	+15.048
6	19 Ryndzionek Michal .	7	26.448	23.137	49.637	+15.632
7	113 Drzazga Remigiusz .	6	26.510	23.181	49.729	+15.815
8	37 Andersen Ian .	10	26.510	23.255	49.834	+18.785
9	29 Neefs Peter .	8	26.435	23.259	49.752	+20.727
10	143 Kolodziej Pawel .	11	26.480	23.163	49.791	+21.273
11	98 van Pamelen Guillermo .	9	26.523	23.172	49.767	+22.622
12	92 Oliveira JR .	13	26.592	23.232	49.882	+28.520
13	60 Paleczka Edyta .	14	26.642	23.203	49.857	+28.933
14	39 Pointet Gregoire .	15	26.646	23.148	49.805	+30.400
15	8 Haglestein Thomas .	12	26.669	23.329	50.046	+34.038
16	116 Hollink Marcel .	16	26.660	23.331	50.087	+35.182
THEORETICAL BEST LAP			26.287	23.018	49.305	

TRACK RECORDS

TOP DNIA

TOP TYGODNIA

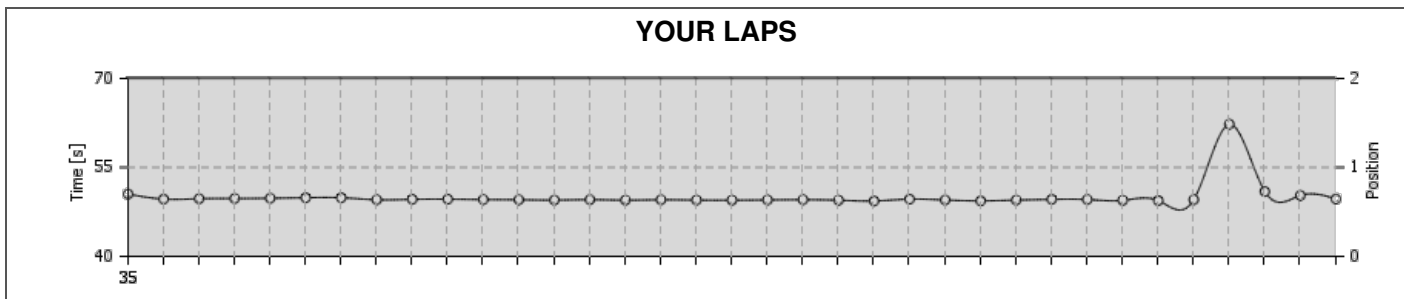
TOP MIESIĄCA

TOP KONFIGURACJI

TOP KOBIET

#	Driver	Lap	#	Driver	Lap	#	Driver	Lap	#	Driver	Lap
1	97 Stolk Lorenzo .	49.341	1	97 Stolk Lorenzo .	49.341	1	97 Stolk Lorenzo .	49.341	1	PALECZKA E.	52.523
2	1 Boutens Ruben .	49.416	2	1 Boutens Ruben .	49.416	2	1 Boutens Ruben .	49.416	2	MOTZ M.	54.835
3	94 Siese Maxi .	49.554	3	Romano Franssen .	49.511	3	Romano Franssen .	49.511	3	VERSCHOOR T.	55.332
4	23 Grooten Mathias .	49.606	4	Jakub Klęk .	49.527	4	Jakub Klęk .	49.527	4	PRUCNAL K.	55.502
5	19 Ryndzionek Michal .	49.637	5	94 Siese Maxi .	49.554	5	94 Siese Maxi .	49.554	5	PRUCNAL K.	55.704
6	17 Douven Christian .	49.660	6	23 Grooten Mathias .	49.606	6	23 Grooten Mathias .	49.606	6	PILAT K.	55.739
7	92 Oliveira JR .	49.723	7	Jakub Olechowski .	49.614	7	Jakub Olechowski .	49.614	7	---	00.000
8	113 Drzazga Remigiusz .	49.729	8	Mateusz Bartsch .	49.619	8	Mateusz Bartsch .	49.619	8	---	00.000
9	29 Neefs Peter .	49.752	9	19 Ryndzionek Michal .	49.637	9	19 Ryndzionek Michal .	49.637	9	---	00.000
10	98 van Pamelan Guillermo .	49.767	10	17 Douven Christian .	49.660	10	17 Douven Christian .	49.660	10	---	00.000

Position	Kart	Best Lap	Date
2	97 Stolk Lorenzo	49.341	29-07-2018



YOUR RESULTS

Lap	S1	S2	Lap time
1	27.287	23.216	50.503
2	26.507	23.153	49.660
3	26.503	23.217	49.720
4	26.548	23.206	49.754
5	26.627	23.171	49.798
6	26.605	23.286	49.891
7	26.703	23.184	49.887
8	26.450	23.098	49.548
9	26.536	23.082	49.618
10	26.564	23.083	49.647
11	26.486	23.093	49.579
12	26.498	23.049	49.547
13	26.470	23.018	49.488
14	26.458	23.106	49.564
15	26.383	23.094	49.477
16	26.418	23.125	49.543
17	26.400	23.089	49.489
18	26.411	23.059	49.470
19	26.411	23.104	49.515
20	26.443	23.114	49.557
21	26.396	23.070	49.466
22	26.316	23.025	49.341
23	26.545	23.108	49.653
24	26.429	23.075	49.504
25	26.309	23.050	49.359
26	26.397	23.088	49.485
27	26.526	23.088	49.614
28	26.499	23.087	49.586
29	26.330	23.112	49.442
30	26.378	23.027	49.405
31	26.462	23.099	49.561
32	26.344	35.947	01:02.291
33	27.817	23.118	50.935
34	27.118	23.152	50.270
35	26.556	23.130	49.686
IDEAL	26.309	23.018	49.327

YOUR COMPETITORS

Pos	Driver	Kart	Best S1	Best S2	Best Lap	Gap
1	1 Boutens Ruben .	1	26.287	23.074	49.416	+00.000
2	97 Stolk Lorenzo .	5	26.309	23.018	49.341	+00.210
3	23 Grooten Mathias .	2	26.378	23.204	49.606	+06.786
4	94 Siese Maxi .	4	26.352	23.125	49.554	+08.605
5	17 Douven Christian .	3	26.502	23.138	49.660	+15.048
6	19 Ryndzionek Michal .	7	26.448	23.137	49.637	+15.632
7	113 Drzazga Remigiusz .	6	26.510	23.181	49.729	+15.815
8	37 Andersen Ian .	10	26.510	23.255	49.834	+18.785
9	29 Neefs Peter .	8	26.435	23.259	49.752	+20.727
10	143 Kolodziej Pawel .	11	26.480	23.163	49.791	+21.273
11	98 van Pamelen Guillermo .	9	26.523	23.172	49.767	+22.622
12	92 Oliveira JR .	13	26.592	23.232	49.882	+28.520
13	60 Paleczka Edyta .	14	26.642	23.203	49.857	+28.933
14	39 Pointet Gregoire .	15	26.646	23.148	49.805	+30.400
15	8 Haglestein Thomas .	12	26.669	23.329	50.046	+34.038
16	116 Hollink Marcel .	16	26.660	23.331	50.087	+35.182
THEORETICAL BEST LAP			26.287	23.018	49.305	

TRACK RECORDS

TOP DNIA

TOP TYGODNIA

TOP MIESIĄCA

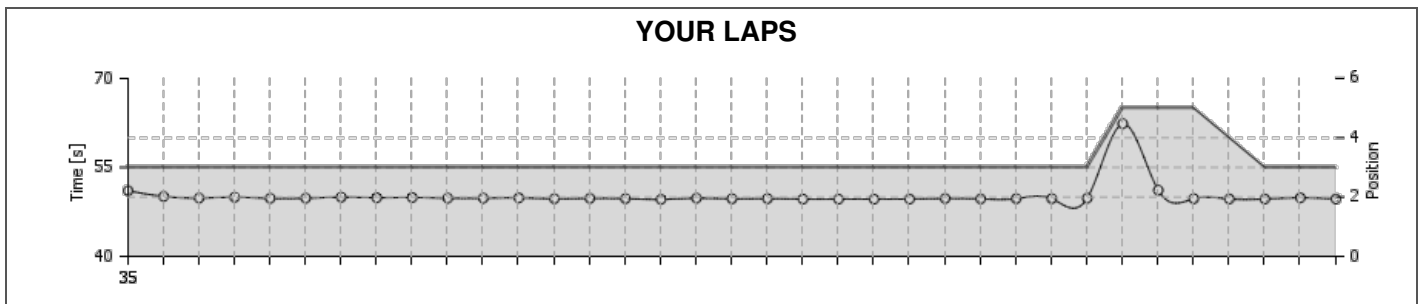
TOP KONFIGURACJI

TOP KOBIET

#	Driver	Lap	#	Driver	Lap	#	Driver	Lap	#	Driver	Lap
1	97 Stolk Lorenzo .	49.341	1	97 Stolk Lorenzo .	49.341	1	97 Stolk Lorenzo .	49.341	1	PALECZKA E.	52.523
2	1 Boutens Ruben .	49.416	2	1 Boutens Ruben .	49.416	2	1 Boutens Ruben .	49.416	2	MOTZ M.	54.835
3	94 Siese Maxi .	49.554	3	Romano Franssen .	49.511	3	Romano Franssen .	49.511	3	VERSCOOR T.	55.332
4	23 Grooten Mathias .	49.606	4	Jakub Klęk .	49.527	4	Jakub Klęk .	49.527	4	PRUCNAL K.	55.502
5	19 Ryndzionek Michal .	49.637	5	94 Siese Maxi .	49.554	5	94 Siese Maxi .	49.554	5	PRUCNAL K.	55.704
6	17 Douven Christian .	49.660	6	23 Grooten Mathias .	49.606	6	23 Grooten Mathias .	49.606	6	PILAT K.	55.739
7	92 Oliveira JR .	49.723	7	Jakub Olechowski .	49.614	7	Jakub Olechowski .	49.614	7	---	00.000
8	113 Drzazga Remigiusz .	49.729	8	Mateusz Bartsch .	49.619	8	Mateusz Bartsch .	49.619	8	---	00.000
9	29 Neefs Peter .	49.752	9	19 Ryndzionek Michal .	49.637	9	19 Ryndzionek Michal .	49.637	9	---	00.000
10	98 van Pamelan Guillermo .	49.767	10	17 Douven Christian .	49.660	10	17 Douven Christian .	49.660	10	---	00.000

powered by kartingmanager

Position	Kart	Best Lap	Date
3	Kart 2	49.606	29-07-2018



YOUR RESULTS

Lap	S1	S2	Lap time
1	27.729	23.341	51.070
2	26.811	23.289	50.100
3	26.533	23.304	49.837
4	26.651	23.313	49.964
5	26.485	23.299	49.784
6	26.483	23.322	49.805
7	26.621	23.349	49.970
8	26.574	23.315	49.889
9	26.577	23.346	49.923
10	26.551	23.266	49.817
11	26.527	23.287	49.814
12	26.550	23.318	49.868
13	26.411	23.304	49.715
14	26.516	23.263	49.779
15	26.455	23.273	49.728
16	26.381	23.225	49.606
17	26.541	23.266	49.807
18	26.471	23.237	49.708
19	26.435	23.297	49.732
20	26.415	23.240	49.655
21	26.447	23.204	49.651
22	26.378	23.272	49.650
23	26.430	23.242	49.672
24	26.477	23.277	49.754
25	26.428	23.260	49.688
26	26.477	23.249	49.726
27	26.468	23.263	49.731
28	26.521	23.288	49.809
29	26.529	35.838	01:02.367
30	27.904	23.246	51.150
31	26.498	23.225	49.723
32	26.451	23.235	49.686
33	26.460	23.218	49.678
34	26.547	23.337	49.884
35	26.429	23.260	49.689
IDEAL	26.378	23.204	49.582

YOUR COMPETITORS

Pos	Driver	Kart	Best S1	Best S2	Best Lap	Gap
1	1 Boutens Ruben .	1	26.287	23.074	49.416	+00.000
2	97 Stolk Lorenzo .	5	26.309	23.018	49.341	+00.210
3	23 Grooten Mathias .	2	26.378	23.204	49.606	+06.786
4	94 Siese Maxi .	4	26.352	23.125	49.554	+08.605
5	17 Douven Christian .	3	26.502	23.138	49.660	+15.048
6	19 Ryndzionek Michal .	7	26.448	23.137	49.637	+15.632
7	113 Drzazga Remigiusz .	6	26.510	23.181	49.729	+15.815
8	37 Andersen Ian .	10	26.510	23.255	49.834	+18.785
9	29 Neefs Peter .	8	26.435	23.259	49.752	+20.727
10	143 Kolodziej Pawel .	11	26.480	23.163	49.791	+21.273
11	98 van Pamelan Guillermo .	9	26.523	23.172	49.767	+22.622
12	92 Oliveira JR .	13	26.592	23.232	49.882	+28.520
13	60 Paleczka Edyta .	14	26.642	23.203	49.857	+28.933
14	39 Pointet Gregoire .	15	26.646	23.148	49.805	+30.400
15	8 Haglestein Thomas .	12	26.669	23.329	50.046	+34.038
16	116 Hollink Marcel .	16	26.660	23.331	50.087	+35.182
THEORETICAL BEST LAP			26.287	23.018	49.305	

TRACK RECORDS

TOP DNIA

TOP TYGODNIA

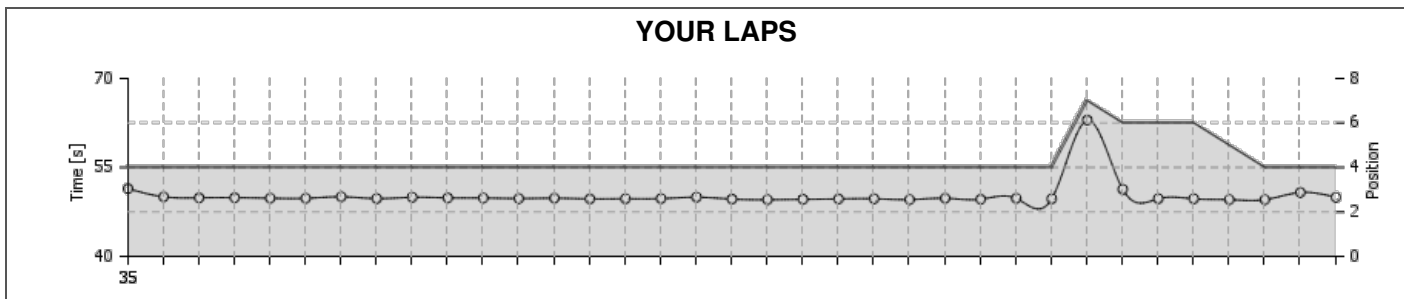
TOP MIESIĄCA

TOP KONFIGURACJI

TOP KOBIET

#	Driver	Lap	#	Driver	Lap	#	Driver	Lap	#	Driver	Lap
1	97 Stolk Lorenzo .	49.341	1	97 Stolk Lorenzo .	49.341	1	97 Stolk Lorenzo .	49.341	1	PALECZKA E.	52.523
2	1 Boutens Ruben .	49.416	2	1 Boutens Ruben .	49.416	2	1 Boutens Ruben .	49.416	2	MOTZ M.	54.835
3	94 Siese Maxi .	49.554	3	Romano Franssen .	49.511	3	Romano Franssen .	49.511	3	VERSCOOR T.	55.332
4	23 Grooten Mathias .	49.606	4	Jakub Klęk .	49.527	4	Jakub Klęk .	49.527	4	PRUCNAL K.	55.502
5	19 Ryndzionek Michal .	49.637	5	94 Siese Maxi .	49.554	5	94 Siese Maxi .	49.554	5	PRUCNAL K.	55.704
6	17 Douven Christian .	49.660	6	23 Grooten Mathias .	49.606	6	23 Grooten Mathias .	49.606	6	PILAT K.	55.739
7	92 Oliveira JR .	49.723	7	Jakub Olechowski .	49.614	7	Jakub Olechowski .	49.614	7	---	00.000
8	113 Drzazga Remigiusz .	49.729	8	Mateusz Bartsch .	49.619	8	Mateusz Bartsch .	49.619	8	---	00.000
9	29 Neefs Peter .	49.752	9	19 Ryndzionek Michal .	49.637	9	19 Ryndzionek Michal .	49.637	9	---	00.000
10	98 van Pamelan Guillermo .	49.767	10	17 Douven Christian .	49.660	10	17 Douven Christian .	49.660	10	---	00.000

Position	Kart	Best Lap	Date
4	94 Siese Maxi	Kart 4	49.554
			29-07-2018



YOUR RESULTS

Lap	S1	S2	Lap time
1	28.095	23.331	51.426
2	26.732	23.308	50.040
3	26.578	23.299	49.877
4	26.583	23.315	49.898
5	26.535	23.272	49.807
6	26.524	23.261	49.785
7	26.681	23.364	50.045
8	26.521	23.222	49.743
9	26.589	23.368	49.957
10	26.623	23.241	49.864
11	26.614	23.228	49.842
12	26.492	23.261	49.753
13	26.627	23.183	49.810
14	26.514	23.179	49.693
15	26.548	23.161	49.709
16	26.511	23.225	49.736
17	26.766	23.206	49.972
18	26.461	23.197	49.658
19	26.377	23.177	49.554
20	26.478	23.140	49.618
21	26.537	23.150	49.687
22	26.549	23.165	49.714
23	26.418	23.158	49.576
24	26.643	23.152	49.795
25	26.511	23.125	49.636
26	26.593	23.188	49.781
27	26.511	23.186	49.697
28	26.717	36.272	01:02.989
29	28.138	23.159	51.297
30	26.554	23.167	49.721
31	26.520	23.184	49.704
32	26.422	23.145	49.567
33	26.352	23.205	49.557
34	27.473	23.303	50.776
35	26.700	23.264	49.964
IDEAL	26.352	23.125	49.477

YOUR COMPETITORS

Pos	Driver	Kart	Best S1	Best S2	Best Lap	Gap
1	1 Boutens Ruben .	1	26.287	23.074	49.416	+00.000
2	97 Stolk Lorenzo .	5	26.309	23.018	49.341	+00.210
3	23 Grooten Mathias .	2	26.378	23.204	49.606	+06.786
4	94 Siese Maxi .	4	26.352	23.125	49.554	+08.605
5	17 Douven Christian .	3	26.502	23.138	49.660	+15.048
6	19 Ryndzionek Michal .	7	26.448	23.137	49.637	+15.632
7	113 Drzazga Remigiusz .	6	26.510	23.181	49.729	+15.815
8	37 Andersen Ian .	10	26.510	23.255	49.834	+18.785
9	29 Neefs Peter .	8	26.435	23.259	49.752	+20.727
10	143 Kolodziej Pawel .	11	26.480	23.163	49.791	+21.273
11	98 van Pamelan Guillermo .	9	26.523	23.172	49.767	+22.622
12	92 Oliveira JR .	13	26.592	23.232	49.882	+28.520
13	60 Paleczka Edyta .	14	26.642	23.203	49.857	+28.933
14	39 Pointet Gregoire .	15	26.646	23.148	49.805	+30.400
15	8 Haglestein Thomas .	12	26.669	23.329	50.046	+34.038
16	116 Hollink Marcel .	16	26.660	23.331	50.087	+35.182
THEORETICAL BEST LAP			26.287	23.018	49.305	

TRACK RECORDS

TOP DNIA

TOP TYGODNIA

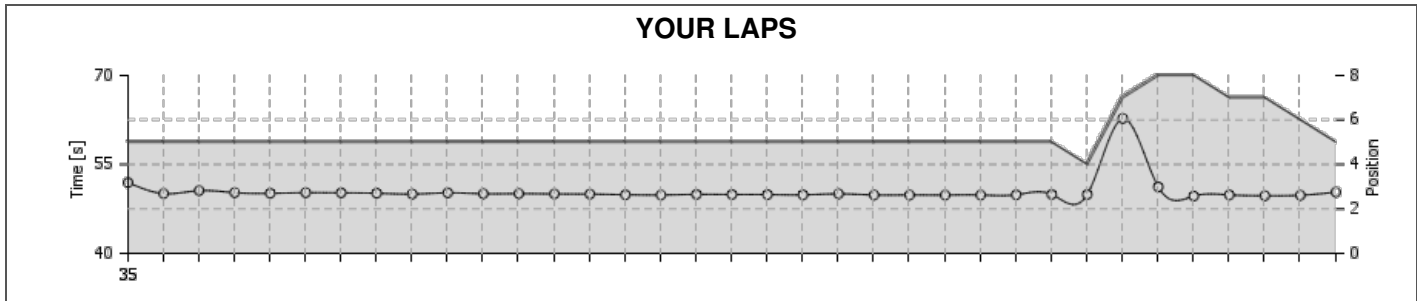
TOP MIESIĄCA

TOP KONFIGURACJI

TOP KOBIET

#	Driver	Lap	#	Driver	Lap	#	Driver	Lap	#	Driver	Lap	#	Driver	Lap
1	97 Stolk Lorenzo .	49.341	1	97 Stolk Lorenzo .	49.341	1	97 Stolk Lorenzo .	49.341	1	97 Stolk Lorenzo .	49.341	1	PALECZKA E.	52.523
2	1 Boutens Ruben .	49.416	2	1 Boutens Ruben .	49.416	2	1 Boutens Ruben .	49.416	2	1 Boutens Ruben .	49.416	2	MOTZ M.	54.835
3	94 Siese Maxi .	49.554	3	Romano Franssen .	49.511	3	Romano Franssen .	49.511	3	Romano Franssen .	49.511	3	VERSCHOOR T.	55.332
4	23 Grooten Mathias .	49.606	4	Jakub Klęk .	49.527	4	Jakub Klęk .	49.527	4	Jakub Klęk .	49.527	4	PRUCNAL K.	55.502
5	19 Ryndzionek Michal .	49.637	5	94 Siese Maxi .	49.554	5	94 Siese Maxi .	49.554	5	94 Siese Maxi .	49.554	5	PRUCNAL K.	55.704
6	17 Douven Christian .	49.660	6	23 Grooten Mathias .	49.606	6	23 Grooten Mathias .	49.606	6	23 Grooten Mathias .	49.606	6	PILAT K.	55.739
7	92 Oliveira JR .	49.723	7	Jakub Olechowski .	49.614	7	Jakub Olechowski .	49.614	7	Jakub Olechowski .	49.614	7	---	00.000
8	113 Drzazga Remigiusz .	49.729	8	Mateusz Bartsch .	49.619	8	Mateusz Bartsch .	49.619	8	Mateusz Bartsch .	49.619	8	---	00.000
9	29 Neefs Peter .	49.752	9	19 Ryndzionek Michal .	49.637	9	19 Ryndzionek Michal .	49.637	9	19 Ryndzionek Michal .	49.637	9	---	00.000
10	98 van Pamelan Guillermo .	49.767	10	17 Douven Christian .	49.660	10	17 Douven Christian .	49.660	10	17 Douven Christian .	49.660	10	---	00.000

Position	Kart	Best Lap	Date
5	17 Douven Christian	Kart 3	49.660
			29-07-2018



YOUR RESULTS

Lap	S1	S2	Lap time
1	28.477	23.469	51.946
2	26.739	23.340	50.079
3	27.196	23.383	50.579
4	26.918	23.317	50.235
5	26.767	23.356	50.123
6	26.712	23.516	50.228
7	26.865	23.344	50.209
8	26.804	23.337	50.141
9	26.715	23.283	49.998
10	26.864	23.345	50.209
11	26.759	23.298	50.057
12	26.751	23.323	50.074
13	26.727	23.298	50.025
14	26.718	23.273	49.991
15	26.640	23.247	49.887
16	26.592	23.248	49.840
17	26.689	23.255	49.944
18	26.652	23.271	49.923
19	26.638	23.273	49.911
20	26.628	23.235	49.863
21	26.759	23.277	50.036
22	26.605	23.240	49.845
23	26.599	23.243	49.842
24	26.567	23.261	49.828
25	26.602	23.236	49.838
26	26.644	23.239	49.883
27	26.680	23.258	49.938
28	26.684	23.240	49.924
29	26.643	36.099	01:02.742
30	28.067	23.138	51.205
31	26.502	23.158	49.660
32	26.686	23.169	49.855
33	26.572	23.143	49.715
34	26.641	23.154	49.795
35	26.579	23.744	50.323
IDEAL	26.502	23.138	49.640

YOUR COMPETITORS

Pos	Driver	Kart	Best S1	Best S2	Best Lap	Gap
1	1 Boutens Ruben .	1	26.287	23.074	49.416	+00.000
2	97 Stolk Lorenzo .	5	26.309	23.018	49.341	+00.210
3	23 Grooten Mathias .	2	26.378	23.204	49.606	+06.786
4	94 Siese Maxi .	4	26.352	23.125	49.554	+08.605
5	17 Douven Christian .	3	26.502	23.138	49.660	+15.048
6	19 Ryndzionek Michal .	7	26.448	23.137	49.637	+15.632
7	113 Drzazga Remigiusz .	6	26.510	23.181	49.729	+15.815
8	37 Andersen Ian .	10	26.510	23.255	49.834	+18.785
9	29 Neefs Peter .	8	26.435	23.259	49.752	+20.727
10	143 Kolodziej Pawel .	11	26.480	23.163	49.791	+21.273
11	98 van Pamelen Guillermo .	9	26.523	23.172	49.767	+22.622
12	92 Oliveira JR .	13	26.592	23.232	49.882	+28.520
13	60 Paleczka Edyta .	14	26.642	23.203	49.857	+28.933
14	39 Pointet Gregoire .	15	26.646	23.148	49.805	+30.400
15	8 Haglestein Thomas .	12	26.669	23.329	50.046	+34.038
16	116 Hollink Marcel .	16	26.660	23.331	50.087	+35.182
THEORETICAL BEST LAP			26.287	23.018	49.305	

TRACK RECORDS

TOP DNIA

TOP TYGODNIA

TOP MIESIĄCA

TOP KONFIGURACJI

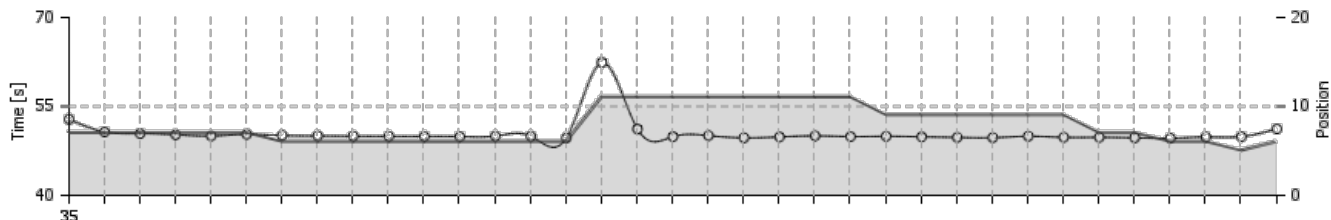
TOP KOBIEC

#	Driver	Lap	#	Driver	Lap	#	Driver	Lap	#	Driver	Lap	#	Driver	Lap
1	97 Stolk Lorenzo .	49.341	1	97 Stolk Lorenzo .	49.341	1	97 Stolk Lorenzo .	49.341	1	97 Stolk Lorenzo .	49.341	1	PALECZKA E.	52.523
2	1 Boutens Ruben .	49.416	2	1 Boutens Ruben .	49.416	2	1 Boutens Ruben .	49.416	2	1 Boutens Ruben .	49.416	2	MOTZ M.	54.835
3	94 Siese Maxi .	49.554	3	Romano Franssen .	49.511	3	Romano Franssen .	49.511	3	Romano Franssen .	49.511	3	VERSCOOR T.	55.332
4	23 Grooten Mathias .	49.606	4	Jakub Klęk .	49.527	4	Jakub Klęk .	49.527	4	Jakub Klęk .	49.527	4	PRUCNAL K.	55.502
5	19 Ryndzionek Michal .	49.637	5	94 Siese Maxi .	49.554	5	94 Siese Maxi .	49.554	5	94 Siese Maxi .	49.554	5	PRUCNAL K.	55.704
6	17 Douven Christian .	49.660	6	23 Grooten Mathias .	49.606	6	23 Grooten Mathias .	49.606	6	23 Grooten Mathias .	49.606	6	PILAT K.	55.739
7	92 Oliveira JR .	49.723	7	Jakub Olechowski .	49.614	7	Jakub Olechowski .	49.614	7	Jakub Olechowski .	49.614	7	---	00.000
8	113 Drzazga Remigiusz .	49.729	8	Mateusz Bartsch .	49.619	8	Mateusz Bartsch .	49.619	8	Mateusz Bartsch .	49.619	8	---	00.000
9	29 Neefs Peter .	49.752	9	19 Ryndzionek Michal .	49.637	9	19 Ryndzionek Michal .	49.637	9	19 Ryndzionek Michal .	49.637	9	---	00.000
10	98 van Pamelan Guillermo .	49.767	10	17 Douven Christian .	49.660	10	17 Douven Christian .	49.660	10	17 Douven Christian .	49.660	10	---	00.000

powered by kartingmanager

Position **6** Kart **19 Ryndzionaek Michal** Best Lap **Kart 7 49.637** Date **29-07-2018**

YOUR LAPS



YOUR RESULTS

Lap	S1	S2	Lap time
1	29.305	23.532	52.837
2	27.280	23.419	50.699
3	27.046	23.376	50.422
4	26.876	23.348	50.224
5	26.741	23.276	50.017
6	26.848	23.449	50.297
7	26.804	23.301	50.105
8	26.708	23.316	50.024
9	26.756	23.223	49.979
10	26.685	23.273	49.958
11	26.662	23.284	49.946
12	26.663	23.248	49.911
13	26.763	23.234	49.997
14	26.799	23.180	49.979
15	26.521	23.161	49.682
16	26.684	35.709	01:02.393
17	27.945	23.238	51.183
18	26.632	23.271	49.903
19	26.709	23.360	50.069
20	26.489	23.208	49.697
21	26.604	23.250	49.854
22	26.805	23.230	50.035
23	26.589	23.326	49.915
24	26.652	23.305	49.957
25	26.581	23.297	49.878
26	26.584	23.184	49.768
27	26.516	23.208	49.724
28	26.763	23.199	49.962
29	26.601	23.183	49.784
30	26.582	23.197	49.779
31	26.560	23.137	49.697
32	26.448	23.189	49.637
33	26.647	23.189	49.836
34	26.635	23.271	49.906
35	26.680	24.541	51.221
IDEAL	26.448	23.137	49.585

YOUR COMPETITORS

Pos	Driver	Kart	Best S1	Best S2	Best Lap	Gap
1	1 Boutens Ruben .	1	26.287	23.074	49.416	+00.000
2	97 Stolk Lorenzo .	5	26.309	23.018	49.341	+00.210
3	23 Grooten Mathias .	2	26.378	23.204	49.606	+06.786
4	94 Siese Maxi .	4	26.352	23.125	49.554	+08.605
5	17 Douven Christian .	3	26.502	23.138	49.660	+15.048
6	19 Ryndzionaek Michal .	7	26.448	23.137	49.637	+15.632
7	113 Drzazga Remigiusz .	6	26.510	23.181	49.729	+15.815
8	37 Andersen Ian .	10	26.510	23.255	49.834	+18.785
9	29 Neefs Peter .	8	26.435	23.259	49.752	+20.727
10	143 Kolodziej Pawel .	11	26.480	23.163	49.791	+21.273
11	98 van Pamelen Guillermo .	9	26.523	23.172	49.767	+22.622
12	92 Oliveira JR .	13	26.592	23.232	49.882	+28.520
13	60 Paleczka Edyta .	14	26.642	23.203	49.857	+28.933
14	39 Pointet Gregoire .	15	26.646	23.148	49.805	+30.400
15	8 Haglestein Thomas .	12	26.669	23.329	50.046	+34.038
16	116 Hollink Marcel .	16	26.660	23.331	50.087	+35.182
THEORETICAL BEST LAP			26.287	23.018	49.305	

TRACK RECORDS

TOP DNIA

TOP TYGODNIA

TOP MIESIĄCA

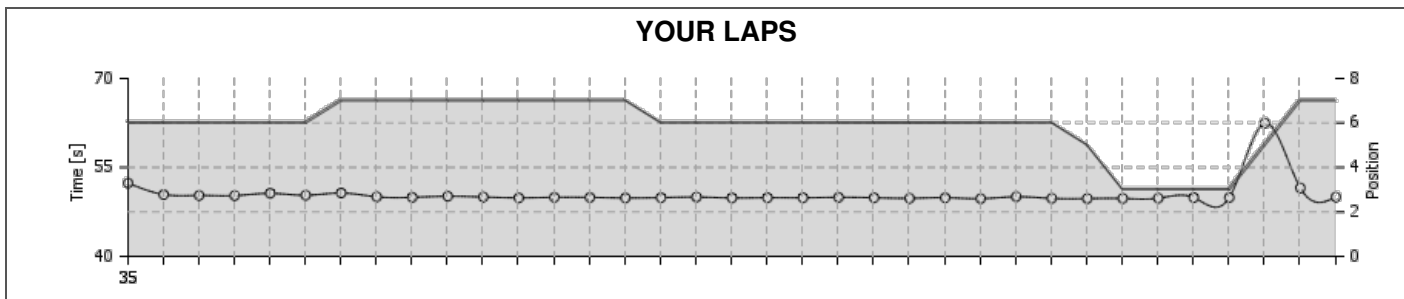
TOP KONFIGURACJI

TOP KOBIEC

#	Driver	Lap	#	Driver	Lap	#	Driver	Lap	#	Driver	Lap	#	Driver	Lap
1	97 Stolk Lorenzo .	49.341	1	97 Stolk Lorenzo .	49.341	1	97 Stolk Lorenzo .	49.341	1	97 Stolk Lorenzo .	49.341	1	PALECZKA E.	52.523
2	1 Boutens Ruben .	49.416	2	1 Boutens Ruben .	49.416	2	1 Boutens Ruben .	49.416	2	1 Boutens Ruben .	49.416	2	MOTZ M.	54.835
3	94 Siese Maxi .	49.554	3	Romano Franssen .	49.511	3	Romano Franssen .	49.511	3	Romano Franssen .	49.511	3	VERSCOOR T.	55.332
4	23 Grooten Mathias .	49.606	4	Jakub Klęk .	49.527	4	Jakub Klęk .	49.527	4	Jakub Klęk .	49.527	4	PRUCNAL K.	55.502
5	19 Ryndzionek Michal .	49.637	5	94 Siese Maxi .	49.554	5	94 Siese Maxi .	49.554	5	94 Siese Maxi .	49.554	5	PRUCNAL K.	55.704
6	17 Douven Christian .	49.660	6	23 Grooten Mathias .	49.606	6	23 Grooten Mathias .	49.606	6	23 Grooten Mathias .	49.606	6	PILAT K.	55.739
7	92 Oliveira JR .	49.723	7	Jakub Olechowski .	49.614	7	Jakub Olechowski .	49.614	7	Jakub Olechowski .	49.614	7	---	00.000
8	113 Drzazga Remigiusz .	49.729	8	Mateusz Bartsch .	49.619	8	Mateusz Bartsch .	49.619	8	Mateusz Bartsch .	49.619	8	---	00.000
9	29 Neefs Peter .	49.752	9	19 Ryndzionek Michal .	49.637	9	19 Ryndzionek Michal .	49.637	9	19 Ryndzionek Michal .	49.637	9	---	00.000
10	98 van Pamelan Guillermo .	49.767	10	17 Douven Christian .	49.660	10	17 Douven Christian .	49.660	10	17 Douven Christian .	49.660	10	---	00.000

powered by kartingmanager

Position	Kart	Best Lap	Date
7	Kart 6	49.729	29-07-2018



YOUR RESULTS

Lap	S1	S2	Lap time
1	28.832	23.530	52.362
2	27.000	23.430	50.430
3	26.820	23.448	50.268
4	26.835	23.406	50.241
5	27.126	23.508	50.634
6	26.832	23.471	50.303
7	27.324	23.365	50.689
8	26.711	23.329	50.040
9	26.638	23.317	49.955
10	26.752	23.387	50.139
11	26.661	23.348	50.009
12	26.545	23.327	49.872
13	26.614	23.338	49.952
14	26.638	23.301	49.939
15	26.546	23.307	49.853
16	26.639	23.267	49.906
17	26.674	23.319	49.993
18	26.574	23.280	49.854
19	26.595	23.297	49.892
20	26.601	23.280	49.881
21	26.587	23.367	49.954
22	26.651	23.237	49.888
23	26.610	23.181	49.791
24	26.649	23.246	49.895
25	26.510	23.219	49.729
26	26.756	23.297	50.053
27	26.573	23.202	49.775
28	26.538	23.198	49.736
29	26.561	23.197	49.758
30	26.587	23.221	49.808
31	26.585	23.328	49.913
32	26.691	23.236	49.927
33	26.579	35.900	01:02.479
34	28.238	23.290	51.528
35	26.738	23.274	50.012
IDEAL	26.510	23.181	49.691

YOUR COMPETITORS

Pos	Driver	Kart	Best S1	Best S2	Best Lap	Gap
1	1 Boutens Ruben .	1	26.287	23.074	49.416	+00.000
2	97 Stolk Lorenzo .	5	26.309	23.018	49.341	+00.210
3	23 Grooten Mathias .	2	26.378	23.204	49.606	+06.786
4	94 Siese Maxi .	4	26.352	23.125	49.554	+08.605
5	17 Douven Christian .	3	26.502	23.138	49.660	+15.048
6	19 Ryndzionek Michal .	7	26.448	23.137	49.637	+15.632
7	113 Drzazga Remigiusz .	6	26.510	23.181	49.729	+15.815
8	37 Andersen Ian .	10	26.510	23.255	49.834	+18.785
9	29 Neefs Peter .	8	26.435	23.259	49.752	+20.727
10	143 Kolodziej Pawel .	11	26.480	23.163	49.791	+21.273
11	98 van Pamelan Guillermo .	9	26.523	23.172	49.767	+22.622
12	92 Oliveira JR .	13	26.592	23.232	49.882	+28.520
13	60 Paleczka Edyta .	14	26.642	23.203	49.857	+28.933
14	39 Pointet Gregoire .	15	26.646	23.148	49.805	+30.400
15	8 Haglestein Thomas .	12	26.669	23.329	50.046	+34.038
16	116 Hollink Marcel .	16	26.660	23.331	50.087	+35.182
THEORETICAL BEST LAP			26.287	23.018	49.305	

TRACK RECORDS

TOP DNIA

TOP TYGODNIA

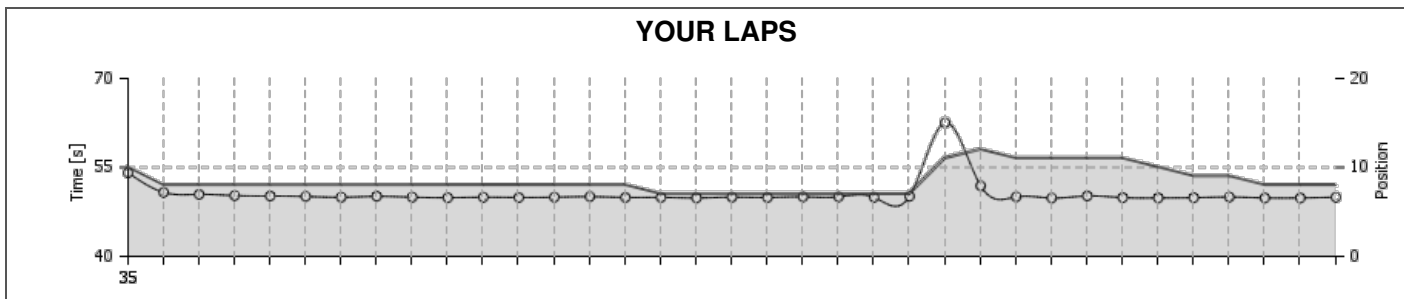
TOP MIESIĄCA

TOP KONFIGURACJI

TOP KOBIET

#	Driver	Lap	#	Driver	Lap	#	Driver	Lap	#	Driver	Lap	#	Driver	Lap
1	97 Stolk Lorenzo .	49.341	1	97 Stolk Lorenzo .	49.341	1	97 Stolk Lorenzo .	49.341	1	97 Stolk Lorenzo .	49.341	1	PALECZKA E.	52.523
2	1 Boutens Ruben .	49.416	2	1 Boutens Ruben .	49.416	2	1 Boutens Ruben .	49.416	2	1 Boutens Ruben .	49.416	2	MOTZ M.	54.835
3	94 Siese Maxi .	49.554	3	Romano Franssen .	49.511	3	Romano Franssen .	49.511	3	Romano Franssen .	49.511	3	VERSCOOR T.	55.332
4	23 Grooten Mathias .	49.606	4	Jakub Klęk .	49.527	4	Jakub Klęk .	49.527	4	Jakub Klęk .	49.527	4	PRUCNAL K.	55.502
5	19 Ryndzionek Michal .	49.637	5	94 Siese Maxi .	49.554	5	94 Siese Maxi .	49.554	5	94 Siese Maxi .	49.554	5	PRUCNAL K.	55.704
6	17 Douven Christian .	49.660	6	23 Grooten Mathias .	49.606	6	23 Grooten Mathias .	49.606	6	23 Grooten Mathias .	49.606	6	PILAT K.	55.739
7	92 Oliveira JR .	49.723	7	Jakub Olechowski .	49.614	7	Jakub Olechowski .	49.614	7	Jakub Olechowski .	49.614	7	---	00.000
8	113 Drzazga Remigiusz .	49.729	8	Mateusz Bartsch .	49.619	8	Mateusz Bartsch .	49.619	8	Mateusz Bartsch .	49.619	8	---	00.000
9	29 Neefs Peter .	49.752	9	19 Ryndzionek Michal .	49.637	9	19 Ryndzionek Michal .	49.637	9	19 Ryndzionek Michal .	49.637	9	---	00.000
10	98 van Pamelan Guillermo .	49.767	10	17 Douven Christian .	49.660	10	17 Douven Christian .	49.660	10	17 Douven Christian .	49.660	10	---	00.000

Position	Kart	Best Lap	Date
8	37 Andersen Ian	49.834	29-07-2018



YOUR RESULTS

Lap	S1	S2	Lap time
1	30.542	23.557	54.099
2	27.344	23.447	50.791
3	26.923	23.532	50.455
4	26.781	23.467	50.248
5	26.776	23.403	50.179
6	26.688	23.412	50.100
7	26.617	23.344	49.961
8	26.761	23.367	50.128
9	26.604	23.370	49.974
10	26.578	23.321	49.899
11	26.586	23.378	49.964
12	26.630	23.302	49.932
13	26.618	23.354	49.972
14	26.659	23.417	50.076
15	26.623	23.313	49.936
16	26.622	23.317	49.939
17	26.597	23.255	49.852
18	26.671	23.306	49.977
19	26.513	23.415	49.928
20	26.686	23.352	50.038
21	26.694	23.339	50.033
22	26.664	23.301	49.965
23	26.797	23.342	50.139
24	26.539	36.013	01:02.552
25	28.620	23.278	51.898
26	26.588	23.442	50.030
27	26.510	23.324	49.834
28	26.771	23.421	50.192
29	26.596	23.313	49.909
30	26.550	23.299	49.849
31	26.552	23.342	49.894
32	26.616	23.384	50.000
33	26.529	23.329	49.858
34	26.588	23.267	49.855
35	26.546	23.426	49.972
IDEAL	26.510	23.255	49.765

YOUR COMPETITORS

Pos	Driver	Kart	Best S1	Best S2	Best Lap	Gap
1	1 Boutens Ruben .	1	26.287	23.074	49.416	+00.000
2	97 Stolk Lorenzo .	5	26.309	23.018	49.341	+00.210
3	23 Grooten Mathias .	2	26.378	23.204	49.606	+06.786
4	94 Siese Maxi .	4	26.352	23.125	49.554	+08.605
5	17 Douven Christian .	3	26.502	23.138	49.660	+15.048
6	19 Ryndzionek Michal .	7	26.448	23.137	49.637	+15.632
7	113 Drzazga Remigiusz .	6	26.510	23.181	49.729	+15.815
8	37 Andersen Ian .	10	26.510	23.255	49.834	+18.785
9	29 Neefs Peter .	8	26.435	23.259	49.752	+20.727
10	143 Kolodziej Pawel .	11	26.480	23.163	49.791	+21.273
11	98 van Pamelan Guillermo .	9	26.523	23.172	49.767	+22.622
12	92 Oliveira JR .	13	26.592	23.232	49.882	+28.520
13	60 Paleczka Edyta .	14	26.642	23.203	49.857	+28.933
14	39 Pointet Gregoire .	15	26.646	23.148	49.805	+30.400
15	8 Haglestein Thomas .	12	26.669	23.329	50.046	+34.038
16	116 Hollink Marcel .	16	26.660	23.331	50.087	+35.182
THEORETICAL BEST LAP			26.287	23.018	49.305	

TRACK RECORDS

TOP DNIA

TOP TYGODNIA

TOP MIESIĄCA

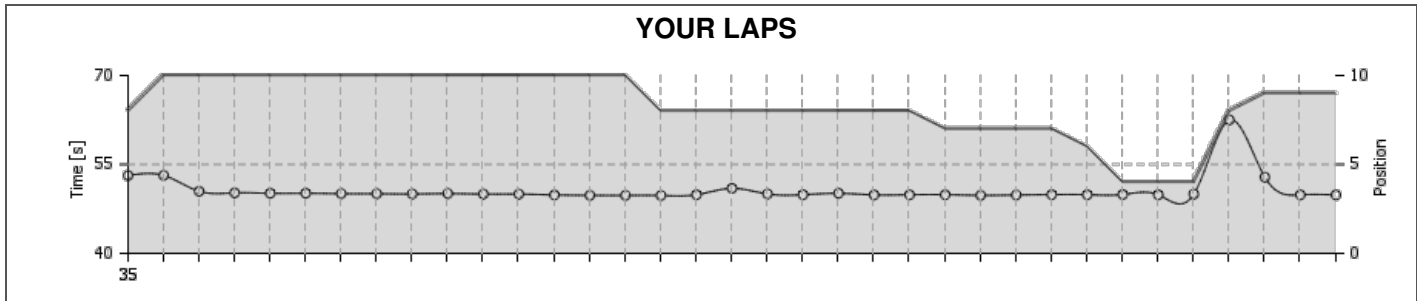
TOP KONFIGURACJI

TOP KOBIET

#	Driver	Lap	#	Driver	Lap	#	Driver	Lap	#	Driver	Lap	#	Driver	Lap
1	97 Stolk Lorenzo .	49.341	1	97 Stolk Lorenzo .	49.341	1	97 Stolk Lorenzo .	49.341	1	97 Stolk Lorenzo .	49.341	1	PALECZKA E.	52.523
2	1 Boutens Ruben .	49.416	2	1 Boutens Ruben .	49.416	2	1 Boutens Ruben .	49.416	2	1 Boutens Ruben .	49.416	2	MOTZ M.	54.835
3	94 Siese Maxi .	49.554	3	Romano Franssen .	49.511	3	Romano Franssen .	49.511	3	Romano Franssen .	49.511	3	VERSCOOR T.	55.332
4	23 Grooten Mathias .	49.606	4	Jakub Klęk .	49.527	4	Jakub Klęk .	49.527	4	Jakub Klęk .	49.527	4	PRUCNAL K.	55.502
5	19 Ryndzionek Michal .	49.637	5	94 Siese Maxi .	49.554	5	94 Siese Maxi .	49.554	5	94 Siese Maxi .	49.554	5	PRUCNAL K.	55.704
6	17 Douven Christian .	49.660	6	23 Grooten Mathias .	49.606	6	23 Grooten Mathias .	49.606	6	23 Grooten Mathias .	49.606	6	PILAT K.	55.739
7	92 Oliveira JR .	49.723	7	Jakub Olechowski .	49.614	7	Jakub Olechowski .	49.614	7	Jakub Olechowski .	49.614	7	---	00.000
8	113 Drzazga Remigiusz .	49.729	8	Mateusz Bartsch .	49.619	8	Mateusz Bartsch .	49.619	8	Mateusz Bartsch .	49.619	8	---	00.000
9	29 Neefs Peter .	49.752	9	19 Ryndzionek Michal .	49.637	9	19 Ryndzionek Michal .	49.637	9	19 Ryndzionek Michal .	49.637	9	---	00.000
10	98 van Pamelan Guillermo .	49.767	10	17 Douven Christian .	49.660	10	17 Douven Christian .	49.660	10	17 Douven Christian .	49.660	10	---	00.000

powered by kartingmanager

Position	Kart	Best Lap	Date
9	29 Neefs Peter	49.752	29-07-2018



YOUR RESULTS

Lap	S1	S2	Lap time
1	29.601	23.529	53.130
2	29.601	23.548	53.149
3	26.878	23.595	50.473
4	26.708	23.499	50.207
5	26.570	23.558	50.128
6	26.688	23.443	50.131
7	26.665	23.399	50.064
8	26.667	23.386	50.053
9	26.552	23.461	50.013
10	26.617	23.466	50.083
11	26.668	23.334	50.002
12	26.690	23.302	49.992
13	26.459	23.393	49.852
14	26.435	23.345	49.780
15	26.439	23.329	49.768
16	26.493	23.259	49.752
17	26.572	23.315	49.887
18	27.303	23.655	50.958
19	26.638	23.374	50.012
20	26.555	23.332	49.887
21	26.812	23.315	50.127
22	26.508	23.351	49.859
23	26.550	23.332	49.882
24	26.475	23.421	49.896
25	26.496	23.286	49.782
26	26.527	23.312	49.839
27	26.483	23.423	49.906
28	26.606	23.284	49.890
29	26.545	23.379	49.924
30	26.550	23.325	49.875
31	26.667	23.316	49.983
32	26.513	35.996	01:02.509
33	29.496	23.350	52.846
34	26.548	23.325	49.873
35	26.519	23.339	49.858
IDEAL	26.435	23.259	49.694

YOUR COMPETITORS

Pos	Driver	Kart	Best S1	Best S2	Best Lap	Gap
1	1 Boutens Ruben .	1	26.287	23.074	49.416	+00.000
2	97 Stolk Lorenzo .	5	26.309	23.018	49.341	+00.210
3	23 Grooten Mathias .	2	26.378	23.204	49.606	+06.786
4	94 Siese Maxi .	4	26.352	23.125	49.554	+08.605
5	17 Douven Christian .	3	26.502	23.138	49.660	+15.048
6	19 Ryndzionek Michal .	7	26.448	23.137	49.637	+15.632
7	113 Drzazga Remigiusz .	6	26.510	23.181	49.729	+15.815
8	37 Andersen Ian .	10	26.510	23.255	49.834	+18.785
9	29 Neefs Peter .	8	26.435	23.259	49.752	+20.727
10	143 Kolodziej Pawel .	11	26.480	23.163	49.791	+21.273
11	98 van Pamelan Guillermo .	9	26.523	23.172	49.767	+22.622
12	92 Oliveira JR .	13	26.592	23.232	49.882	+28.520
13	60 Paleczka Edyta .	14	26.642	23.203	49.857	+28.933
14	39 Pointet Gregoire .	15	26.646	23.148	49.805	+30.400
15	8 Haglestein Thomas .	12	26.669	23.329	50.046	+34.038
16	116 Hollink Marcel .	16	26.660	23.331	50.087	+35.182
THEORETICAL BEST LAP			26.287	23.018	49.305	

TRACK RECORDS

TOP DNIA

TOP TYGODNIA

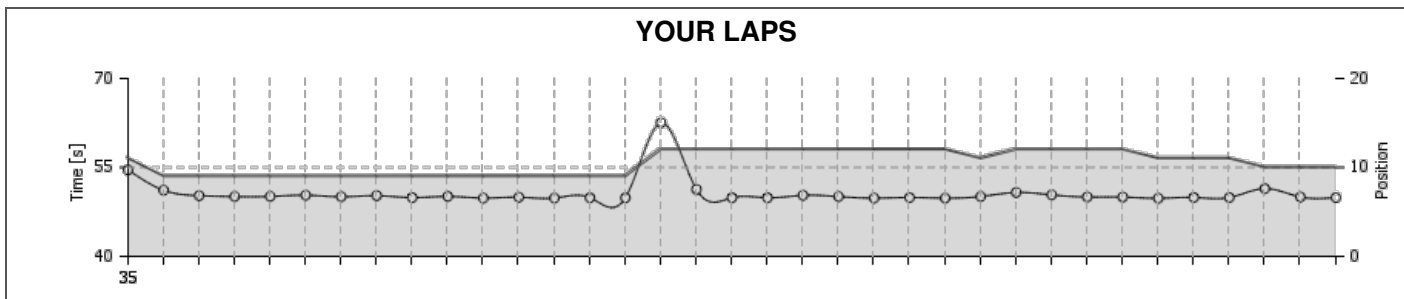
TOP MIESIĄCA

TOP KONFIGURACJI

TOP KOBIEC

#	Driver	Lap	#	Driver	Lap	#	Driver	Lap	#	Driver	Lap	#	Driver	Lap
1	97 Stolk Lorenzo .	49.341	1	97 Stolk Lorenzo .	49.341	1	97 Stolk Lorenzo .	49.341	1	97 Stolk Lorenzo .	49.341	1	PALECZKA E.	52.523
2	1 Boutens Ruben .	49.416	2	1 Boutens Ruben .	49.416	2	1 Boutens Ruben .	49.416	2	1 Boutens Ruben .	49.416	2	MOTZ M.	54.835
3	94 Siese Maxi .	49.554	3	Romano Franssen .	49.511	3	Romano Franssen .	49.511	3	Romano Franssen .	49.511	3	VERSCOOR T.	55.332
4	23 Grooten Mathias .	49.606	4	Jakub Klęk .	49.527	4	Jakub Klęk .	49.527	4	Jakub Klęk .	49.527	4	PRUCNAL K.	55.502
5	19 Ryndzionek Michal .	49.637	5	94 Siese Maxi .	49.554	5	94 Siese Maxi .	49.554	5	94 Siese Maxi .	49.554	5	PRUCNAL K.	55.704
6	17 Douven Christian .	49.660	6	23 Grooten Mathias .	49.606	6	23 Grooten Mathias .	49.606	6	23 Grooten Mathias .	49.606	6	PILAT K.	55.739
7	92 Oliveira JR .	49.723	7	Jakub Olechowski .	49.614	7	Jakub Olechowski .	49.614	7	Jakub Olechowski .	49.614	7	---	00.000
8	113 Drzazga Remigiusz .	49.729	8	Mateusz Bartsch .	49.619	8	Mateusz Bartsch .	49.619	8	Mateusz Bartsch .	49.619	8	---	00.000
9	29 Neefs Peter .	49.752	9	19 Ryndzionek Michal .	49.637	9	19 Ryndzionek Michal .	49.637	9	19 Ryndzionek Michal .	49.637	9	---	00.000
10	98 van Pamelan Guillermo .	49.767	10	17 Douven Christian .	49.660	10	17 Douven Christian .	49.660	10	17 Douven Christian .	49.660	10	---	00.000

Position	Kart	Best Lap	Date
10	143 Kolodziej Pawel	Kart 11	49.791
			29-07-2018



YOUR RESULTS

Lap	S1	S2	Lap time
1	30.840	23.743	54.583
2	27.522	23.624	51.146
3	26.774	23.458	50.232
4	26.626	23.456	50.082
5	26.625	23.482	50.107
6	26.867	23.442	50.309
7	26.755	23.297	50.052
8	26.779	23.453	50.232
9	26.597	23.313	49.910
10	26.724	23.388	50.112
11	26.528	23.300	49.828
12	26.628	23.345	49.973
13	26.533	23.296	49.829
14	26.568	23.333	49.901
15	26.661	23.223	49.884
16	26.662	35.860	01:02.522
17	27.909	23.371	51.280
18	26.517	23.374	49.891
19	26.528	23.355	49.883
20	26.867	23.427	50.294
21	26.480	23.596	50.076
22	26.590	23.232	49.822
23	26.575	23.345	49.920
24	26.480	23.334	49.814
25	26.681	23.408	50.089
26	26.576	24.196	50.772
27	27.137	23.231	50.368
28	26.718	23.293	50.011
29	26.693	23.298	49.991
30	26.628	23.163	49.791
31	26.545	23.387	49.932
32	26.491	23.427	49.918
33	28.052	23.374	51.426
34	26.717	23.298	50.015
35	26.649	23.272	49.921
IDEAL	26.480	23.163	49.643

YOUR COMPETITORS

Pos	Driver	Kart	Best S1	Best S2	Best Lap	Gap
1	1 Boutens Ruben .	1	26.287	23.074	49.416	+00.000
2	97 Stolk Lorenzo .	5	26.309	23.018	49.341	+00.210
3	23 Grooten Mathias .	2	26.378	23.204	49.606	+06.786
4	94 Siese Maxi .	4	26.352	23.125	49.554	+08.605
5	17 Douven Christian .	3	26.502	23.138	49.660	+15.048
6	19 Ryndzionek Michal .	7	26.448	23.137	49.637	+15.632
7	113 Drzazga Remigiusz .	6	26.510	23.181	49.729	+15.815
8	37 Andersen Ian .	10	26.510	23.255	49.834	+18.785
9	29 Neefs Peter .	8	26.435	23.259	49.752	+20.727
10	143 Kolodziej Pawel .	11	26.480	23.163	49.791	+21.273
11	98 van Pamelan Guillermo .	9	26.523	23.172	49.767	+22.622
12	92 Oliveira JR .	13	26.592	23.232	49.882	+28.520
13	60 Paleczka Edyta .	14	26.642	23.203	49.857	+28.933
14	39 Pointet Gregoire .	15	26.646	23.148	49.805	+30.400
15	8 Haglestein Thomas .	12	26.669	23.329	50.046	+34.038
16	116 Hollink Marcel .	16	26.660	23.331	50.087	+35.182
THEORETICAL BEST LAP			26.287	23.018	49.305	

TRACK RECORDS

TOP DNIA

TOP TYGODNIA

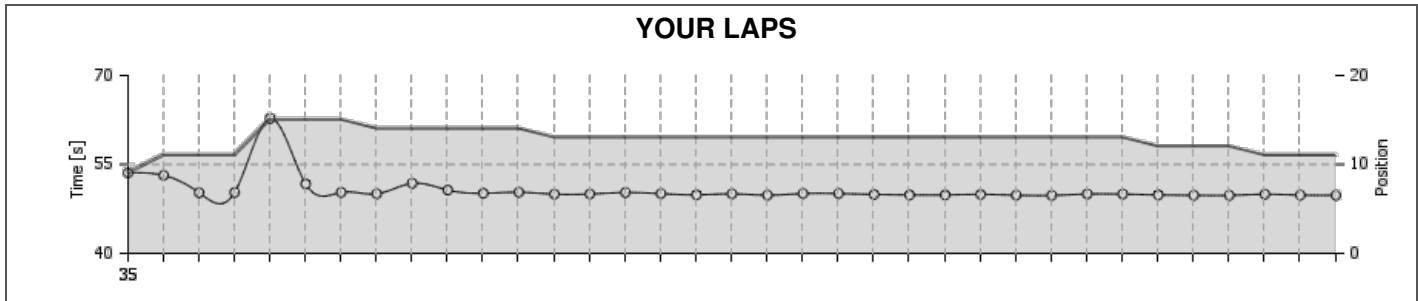
TOP MIESIĄCA

TOP KONFIGURACJI

TOP KOBIET

#	Driver	Lap	#	Driver	Lap	#	Driver	Lap	#	Driver	Lap	#	Driver	Lap
1	97 Stolk Lorenzo .	49.341	1	97 Stolk Lorenzo .	49.341	1	97 Stolk Lorenzo .	49.341	1	97 Stolk Lorenzo .	49.341	1	PALECZKA E.	52.523
2	1 Boutens Ruben .	49.416	2	1 Boutens Ruben .	49.416	2	1 Boutens Ruben .	49.416	2	1 Boutens Ruben .	49.416	2	MOTZ M.	54.835
3	94 Siese Maxi .	49.554	3	Romano Franssen .	49.511	3	Romano Franssen .	49.511	3	Romano Franssen .	49.511	3	VERSCHOOR T.	55.332
4	23 Grooten Mathias .	49.606	4	Jakub Klęk .	49.527	4	Jakub Klęk .	49.527	4	Jakub Klęk .	49.527	4	PRUCNAL K.	55.502
5	19 Ryndzionek Michal .	49.637	5	94 Siese Maxi .	49.554	5	94 Siese Maxi .	49.554	5	94 Siese Maxi .	49.554	5	PRUCNAL K.	55.704
6	17 Douven Christian .	49.660	6	23 Grooten Mathias .	49.606	6	23 Grooten Mathias .	49.606	6	23 Grooten Mathias .	49.606	6	PILAT K.	55.739
7	92 Oliveira JR .	49.723	7	Jakub Olechowski .	49.614	7	Jakub Olechowski .	49.614	7	Jakub Olechowski .	49.614	7	---	00.000
8	113 Drzazga Remigiusz .	49.729	8	Mateusz Bartsch .	49.619	8	Mateusz Bartsch .	49.619	8	Mateusz Bartsch .	49.619	8	---	00.000
9	29 Neefs Peter .	49.752	9	19 Ryndzionek Michal .	49.637	9	19 Ryndzionek Michal .	49.637	9	19 Ryndzionek Michal .	49.637	9	---	00.000
10	98 van Pamelan Guillermo .	49.767	10	17 Douven Christian .	49.660	10	17 Douven Christian .	49.660	10	17 Douven Christian .	49.660	10	---	00.000

Position	Kart	Best Lap	Date
11	Kart 9	49.767	29-07-2018
98 van Pamelen Guillermo			



YOUR RESULTS

Lap	S1	S2	Lap time
1	30.035	23.562	53.597
2	29.505	23.646	53.151
3	26.793	23.433	50.226
4	26.886	23.382	50.268
5	26.711	36.036	01:02.747
6	28.294	23.412	51.706
7	26.903	23.381	50.284
8	26.658	23.377	50.035
9	27.982	23.827	51.809
10	27.148	23.524	50.672
11	26.779	23.356	50.135
12	26.843	23.459	50.302
13	26.621	23.362	49.983
14	26.650	23.360	50.010
15	26.928	23.325	50.253
16	26.734	23.336	50.070
17	26.579	23.291	49.870
18	26.701	23.328	50.029
19	26.529	23.283	49.812
20	26.711	23.367	50.078
21	26.790	23.295	50.085
22	26.618	23.318	49.936
23	26.575	23.277	49.852
24	26.606	23.247	49.853
25	26.658	23.286	49.944
26	26.567	23.237	49.804
27	26.523	23.244	49.767
28	26.668	23.332	50.000
29	26.684	23.306	49.990
30	26.627	23.225	49.852
31	26.554	23.232	49.786
32	26.557	23.220	49.777
33	26.740	23.223	49.963
34	26.653	23.172	49.825
35	26.615	23.179	49.794
IDEAL	26.523	23.172	49.695

YOUR COMPETITORS

Pos	Driver	Kart	Best S1	Best S2	Best Lap	Gap
1	1 Boutens Ruben .	1	26.287	23.074	49.416	+00.000
2	97 Stolk Lorenzo .	5	26.309	23.018	49.341	+00.210
3	23 Grooten Mathias .	2	26.378	23.204	49.606	+06.786
4	94 Siese Maxi .	4	26.352	23.125	49.554	+08.605
5	17 Douven Christian .	3	26.502	23.138	49.660	+15.048
6	19 Ryndzionek Michal .	7	26.448	23.137	49.637	+15.632
7	113 Drzazga Remigiusz .	6	26.510	23.181	49.729	+15.815
8	37 Andersen Ian .	10	26.510	23.255	49.834	+18.785
9	29 Neefs Peter .	8	26.435	23.259	49.752	+20.727
10	143 Kolodziej Pawel .	11	26.480	23.163	49.791	+21.273
11	98 van Pamelen Guillermo .	9	26.523	23.172	49.767	+22.622
12	92 Oliveira JR .	13	26.592	23.232	49.882	+28.520
13	60 Paleczka Edyta .	14	26.642	23.203	49.857	+28.933
14	39 Pointet Gregoire .	15	26.646	23.148	49.805	+30.400
15	8 Haglestein Thomas .	12	26.669	23.329	50.046	+34.038
16	116 Hollink Marcel .	16	26.660	23.331	50.087	+35.182
THEORETICAL BEST LAP			26.287	23.018	49.305	

TRACK RECORDS

TOP DNIA

TOP TYGODNIA

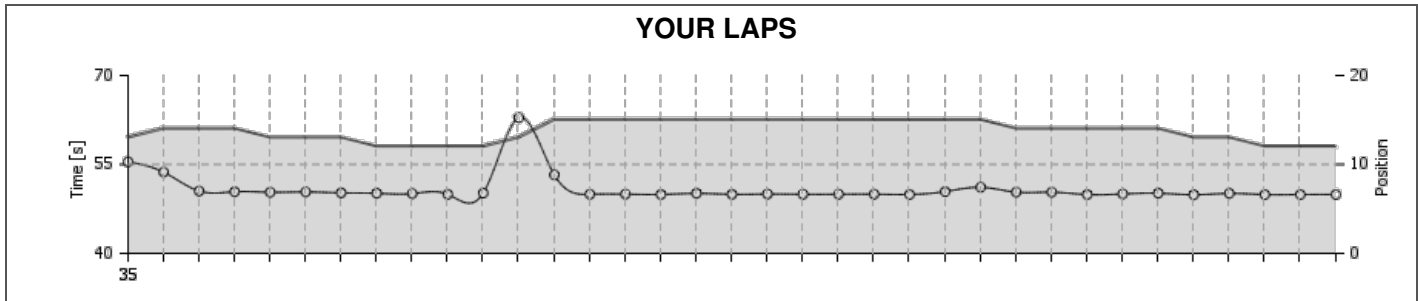
TOP MIESIĄCA

TOP KONFIGURACJI

TOP KOBIET

#	Driver	Lap	#	Driver	Lap	#	Driver	Lap	#	Driver	Lap	#	Driver	Lap
1	97 Stolk Lorenzo .	49.341	1	97 Stolk Lorenzo .	49.341	1	97 Stolk Lorenzo .	49.341	1	97 Stolk Lorenzo .	49.341	1	PALECZKA E.	52.523
2	1 Boutens Ruben .	49.416	2	1 Boutens Ruben .	49.416	2	1 Boutens Ruben .	49.416	2	1 Boutens Ruben .	49.416	2	MOTZ M.	54.835
3	94 Siese Maxi .	49.554	3	Romano Franssen .	49.511	3	Romano Franssen .	49.511	3	Romano Franssen .	49.511	3	VERSCHOOR T.	55.332
4	23 Grooten Mathias .	49.606	4	Jakub Klęk .	49.527	4	Jakub Klęk .	49.527	4	Jakub Klęk .	49.527	4	PRUCNAL K.	55.502
5	19 Ryndzionek Michal .	49.637	5	94 Siese Maxi .	49.554	5	94 Siese Maxi .	49.554	5	94 Siese Maxi .	49.554	5	PRUCNAL K.	55.704
6	17 Douven Christian .	49.660	6	23 Grooten Mathias .	49.606	6	23 Grooten Mathias .	49.606	6	23 Grooten Mathias .	49.606	6	PILAT K.	55.739
7	92 Oliveira JR .	49.723	7	Jakub Olechowski .	49.614	7	Jakub Olechowski .	49.614	7	Jakub Olechowski .	49.614	7	---	00.000
8	113 Drzazga Remigiusz .	49.729	8	Mateusz Bartsch .	49.619	8	Mateusz Bartsch .	49.619	8	Mateusz Bartsch .	49.619	8	---	00.000
9	29 Neefs Peter .	49.752	9	19 Ryndzionek Michal .	49.637	9	19 Ryndzionek Michal .	49.637	9	19 Ryndzionek Michal .	49.637	9	---	00.000
10	98 van Pamelan Guillermo .	49.767	10	17 Douven Christian .	49.660	10	17 Douven Christian .	49.660	10	17 Douven Christian .	49.660	10	---	00.000

Position	Kart	Best Lap	Date
12	92 Oliveira JR	49.882	29-07-2018



YOUR RESULTS

Lap	S1	S2	Lap time
1	31.727	23.716	55.443
2	29.074	24.629	53.703
3	26.960	23.546	50.506
4	26.941	23.450	50.391
5	26.949	23.352	50.301
6	26.883	23.473	50.356
7	26.708	23.495	50.203
8	26.822	23.310	50.132
9	26.747	23.323	50.070
10	26.667	23.287	49.954
11	26.816	23.357	50.173
12	26.833	36.058	01:02.891
13	29.373	23.866	53.239
14	26.669	23.296	49.965
15	26.661	23.321	49.982
16	26.615	23.318	49.933
17	26.629	23.487	50.116
18	26.649	23.305	49.954
19	26.666	23.329	49.995
20	26.692	23.267	49.959
21	26.642	23.324	49.966
22	26.683	23.292	49.975
23	26.700	23.232	49.932
24	26.850	23.570	50.420
25	27.000	24.146	51.146
26	26.721	23.599	50.320
27	26.752	23.561	50.313
28	26.617	23.300	49.917
29	26.706	23.307	50.013
30	26.637	23.507	50.144
31	26.631	23.251	49.882
32	26.604	23.507	50.111
33	26.592	23.320	49.912
34	26.631	23.283	49.914
35	26.634	23.298	49.932
IDEAL	26.592	23.232	49.824

YOUR COMPETITORS

Pos	Driver	Kart	Best S1	Best S2	Best Lap	Gap
1	1 Boutens Ruben .	1	26.287	23.074	49.416	+00.000
2	97 Stolk Lorenzo .	5	26.309	23.018	49.341	+00.210
3	23 Grooten Mathias .	2	26.378	23.204	49.606	+06.786
4	94 Siese Maxi .	4	26.352	23.125	49.554	+08.605
5	17 Douven Christian .	3	26.502	23.138	49.660	+15.048
6	19 Ryndzionek Michal .	7	26.448	23.137	49.637	+15.632
7	113 Drzazga Remigiusz .	6	26.510	23.181	49.729	+15.815
8	37 Andersen Ian .	10	26.510	23.255	49.834	+18.785
9	29 Neefs Peter .	8	26.435	23.259	49.752	+20.727
10	143 Kolodziej Pawel .	11	26.480	23.163	49.791	+21.273
11	98 van Pamelen Guillermo .	9	26.523	23.172	49.767	+22.622
12	92 Oliveira JR .	13	26.592	23.232	49.882	+28.520
13	60 Paleczka Edyta .	14	26.642	23.203	49.857	+28.933
14	39 Pointet Gregoire .	15	26.646	23.148	49.805	+30.400
15	8 Haglestein Thomas .	12	26.669	23.329	50.046	+34.038
16	116 Hollink Marcel .	16	26.660	23.331	50.087	+35.182
THEORETICAL BEST LAP			26.287	23.018	49.305	

TRACK RECORDS

TOP DNIA

TOP TYGODNIA

TOP MIESIĄCA

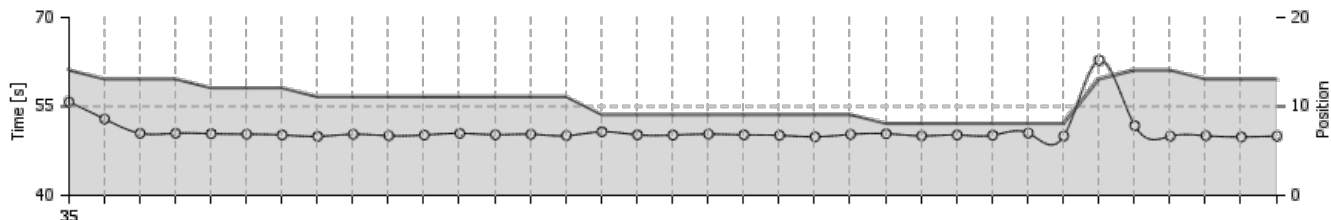
TOP KONFIGURACJI

TOP KOBIET

#	Driver	Lap	#	Driver	Lap	#	Driver	Lap	#	Driver	Lap	#	Driver	Lap
1	97 Stolk Lorenzo .	49.341	1	97 Stolk Lorenzo .	49.341	1	97 Stolk Lorenzo .	49.341	1	97 Stolk Lorenzo .	49.341	1	PALECZKA E.	52.523
2	1 Boutens Ruben .	49.416	2	1 Boutens Ruben .	49.416	2	1 Boutens Ruben .	49.416	2	1 Boutens Ruben .	49.416	2	MOTZ M.	54.835
3	94 Siese Maxi .	49.554	3	Romano Franssen .	49.511	3	Romano Franssen .	49.511	3	Romano Franssen .	49.511	3	VERSCHOOR T.	55.332
4	23 Grooten Mathias .	49.606	4	Jakub Klęk .	49.527	4	Jakub Klęk .	49.527	4	Jakub Klęk .	49.527	4	PRUCNAL K.	55.502
5	19 Ryndzionek Michal .	49.637	5	94 Siese Maxi .	49.554	5	94 Siese Maxi .	49.554	5	94 Siese Maxi .	49.554	5	PRUCNAL K.	55.704
6	17 Douven Christian .	49.660	6	23 Grooten Mathias .	49.606	6	23 Grooten Mathias .	49.606	6	23 Grooten Mathias .	49.606	6	PILAT K.	55.739
7	92 Oliveira JR .	49.723	7	Jakub Olechowski .	49.614	7	Jakub Olechowski .	49.614	7	Jakub Olechowski .	49.614	7	---	00.000
8	113 Drzazga Remigiusz .	49.729	8	Mateusz Bartsch .	49.619	8	Mateusz Bartsch .	49.619	8	Mateusz Bartsch .	49.619	8	---	00.000
9	29 Neefs Peter .	49.752	9	19 Ryndzionek Michal .	49.637	9	19 Ryndzionek Michal .	49.637	9	19 Ryndzionek Michal .	49.637	9	---	00.000
10	98 van Pamelan Guillermo .	49.767	10	17 Douven Christian .	49.660	10	17 Douven Christian .	49.660	10	17 Douven Christian .	49.660	10	---	00.000

Position	Kart	Best Lap	Date
13	60 Paleczka Edyta	49.857	29-07-2018

YOUR LAPS



YOUR RESULTS

Lap	S1	S2	Lap time
1	32.022	23.719	55.741
2	28.187	24.693	52.880
3	26.981	23.485	50.466
4	27.028	23.446	50.474
5	27.000	23.400	50.400
6	26.937	23.376	50.313
7	26.865	23.317	50.182
8	26.649	23.299	49.948
9	27.001	23.300	50.301
10	26.803	23.258	50.061
11	26.897	23.279	50.176
12	26.889	23.574	50.463
13	26.863	23.361	50.224
14	26.905	23.399	50.304
15	26.773	23.292	50.065
16	27.434	23.296	50.730
17	26.909	23.296	50.205
18	26.818	23.352	50.170
19	27.012	23.315	50.327
20	26.857	23.348	50.205
21	26.833	23.291	50.124
22	26.660	23.217	49.877
23	27.004	23.279	50.283
24	26.864	23.542	50.406
25	26.745	23.290	50.035
26	26.932	23.255	50.187
27	26.861	23.274	50.135
28	27.115	23.378	50.493
29	26.713	23.274	49.987
30	26.791	35.979	01:02.770
31	28.534	23.226	51.760
32	26.642	23.337	49.979
33	26.713	23.336	50.049
34	26.654	23.203	49.857
35	26.759	23.240	49.999
IDEAL	26.642	23.203	49.845

YOUR COMPETITORS

Pos	Driver	Kart	Best S1	Best S2	Best Lap	Gap
1	1 Boutens Ruben .	1	26.287	23.074	49.416	+00.000
2	97 Stolk Lorenzo .	5	26.309	23.018	49.341	+00.210
3	23 Grooten Mathias .	2	26.378	23.204	49.606	+06.786
4	94 Siese Maxi .	4	26.352	23.125	49.554	+08.605
5	17 Douven Christian .	3	26.502	23.138	49.660	+15.048
6	19 Ryndzionek Michal .	7	26.448	23.137	49.637	+15.632
7	113 Drzazga Remigiusz .	6	26.510	23.181	49.729	+15.815
8	37 Andersen Ian .	10	26.510	23.255	49.834	+18.785
9	29 Neefs Peter .	8	26.435	23.259	49.752	+20.727
10	143 Kolodziej Pawel .	11	26.480	23.163	49.791	+21.273
11	98 van Pamelen Guillermo .	9	26.523	23.172	49.767	+22.622
12	92 Oliveira JR .	13	26.592	23.232	49.882	+28.520
13	60 Paleczka Edyta .	14	26.642	23.203	49.857	+28.933
14	39 Pointet Gregoire .	15	26.646	23.148	49.805	+30.400
15	8 Haglestein Thomas .	12	26.669	23.329	50.046	+34.038
16	116 Hollink Marcel .	16	26.660	23.331	50.087	+35.182
THEORETICAL BEST LAP			26.287	23.018	49.305	

TRACK RECORDS

TOP DNIA

TOP TYGODNIA

TOP MIESIĄCA

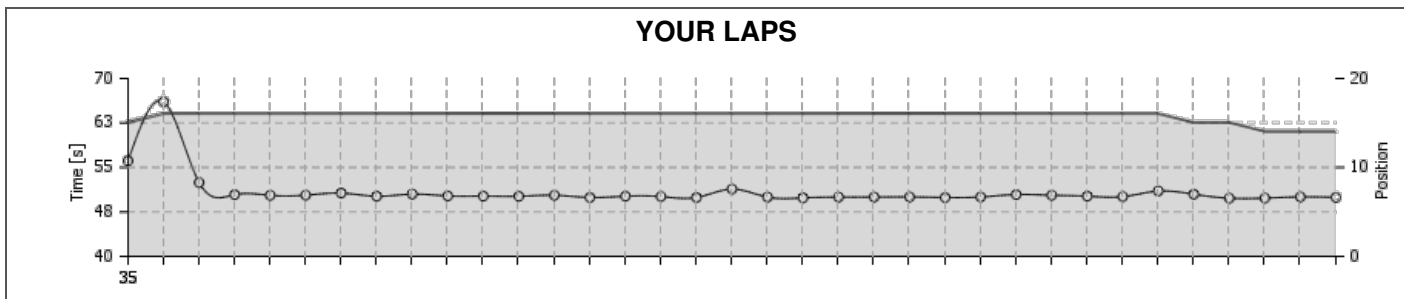
TOP KONFIGURACJI

TOP KOBIET

#	Driver	Lap	#	Driver	Lap	#	Driver	Lap	#	Driver	Lap	#	Driver	Lap
1	97 Stolk Lorenzo .	49.341	1	97 Stolk Lorenzo .	49.341	1	97 Stolk Lorenzo .	49.341	1	97 Stolk Lorenzo .	49.341	1	PALECZKA E.	52.523
2	1 Boutens Ruben .	49.416	2	1 Boutens Ruben .	49.416	2	1 Boutens Ruben .	49.416	2	1 Boutens Ruben .	49.416	2	MOTZ M.	54.835
3	94 Siese Maxi .	49.554	3	Romano Franssen .	49.511	3	Romano Franssen .	49.511	3	Romano Franssen .	49.511	3	VERSCHOOR T.	55.332
4	23 Grooten Mathias .	49.606	4	Jakub Klęk .	49.527	4	Jakub Klęk .	49.527	4	Jakub Klęk .	49.527	4	PRUCNAL K.	55.502
5	19 Ryndzionek Michal .	49.637	5	94 Siese Maxi .	49.554	5	94 Siese Maxi .	49.554	5	94 Siese Maxi .	49.554	5	PRUCNAL K.	55.704
6	17 Douven Christian .	49.660	6	23 Grooten Mathias .	49.606	6	23 Grooten Mathias .	49.606	6	23 Grooten Mathias .	49.606	6	PILAT K.	55.739
7	92 Oliveira JR .	49.723	7	Jakub Olechowski .	49.614	7	Jakub Olechowski .	49.614	7	Jakub Olechowski .	49.614	7	---	00.000
8	113 Drzazga Remigiusz .	49.729	8	Mateusz Bartsch .	49.619	8	Mateusz Bartsch .	49.619	8	Mateusz Bartsch .	49.619	8	---	00.000
9	29 Neefs Peter .	49.752	9	19 Ryndzionek Michal .	49.637	9	19 Ryndzionek Michal .	49.637	9	19 Ryndzionek Michal .	49.637	9	---	00.000
10	98 van Pamelan Guillermo .	49.767	10	17 Douven Christian .	49.660	10	17 Douven Christian .	49.660	10	17 Douven Christian .	49.660	10	---	00.000

powered by kartingmanager

Position	Kart	Best Lap	Date
14	39 Pointet Gregoire	Kart 15	49.805
			29-07-2018



YOUR RESULTS

Lap	S1	S2	Lap time
1	32.250	23.870	56.120
2	27.951	38.148	01:06.099
3	28.828	23.618	52.446
4	26.905	23.510	50.415
5	26.890	23.404	50.294
6	26.930	23.388	50.318
7	26.998	23.672	50.670
8	26.828	23.305	50.133
9	27.013	23.480	50.493
10	26.847	23.346	50.193
11	26.822	23.341	50.163
12	26.758	23.380	50.138
13	26.869	23.437	50.306
14	26.678	23.254	49.932
15	26.893	23.252	50.145
16	26.798	23.285	50.083
17	26.656	23.267	49.923
18	26.936	24.399	51.335
19	26.716	23.273	49.989
20	26.652	23.212	49.864
21	26.665	23.323	49.988
22	26.771	23.229	50.000
23	26.759	23.260	50.019
24	26.670	23.256	49.926
25	26.705	23.305	50.010
26	26.793	23.632	50.425
27	27.092	23.210	50.302
28	26.974	23.178	50.152
29	26.837	23.225	50.062
30	27.721	23.290	51.011
31	27.077	23.400	50.477
32	26.657	23.148	49.805
33	26.646	23.177	49.823
34	26.859	23.169	50.028
35	26.657	23.299	49.956
IDEAL	26.646	23.148	49.794

YOUR COMPETITORS

Pos	Driver	Kart	Best S1	Best S2	Best Lap	Gap
1	1 Boutens Ruben .	1	26.287	23.074	49.416	+00.000
2	97 Stolk Lorenzo .	5	26.309	23.018	49.341	+00.210
3	23 Grooten Mathias .	2	26.378	23.204	49.606	+06.786
4	94 Siese Maxi .	4	26.352	23.125	49.554	+08.605
5	17 Douven Christian .	3	26.502	23.138	49.660	+15.048
6	19 Ryndzionek Michal .	7	26.448	23.137	49.637	+15.632
7	113 Drzazga Remigiusz .	6	26.510	23.181	49.729	+15.815
8	37 Andersen Ian .	10	26.510	23.255	49.834	+18.785
9	29 Neefs Peter .	8	26.435	23.259	49.752	+20.727
10	143 Kolodziej Pawel .	11	26.480	23.163	49.791	+21.273
11	98 van Pamelen Guillermo .	9	26.523	23.172	49.767	+22.622
12	92 Oliveira JR .	13	26.592	23.232	49.882	+28.520
13	60 Paleczka Edyta .	14	26.642	23.203	49.857	+28.933
14	39 Pointet Gregoire .	15	26.646	23.148	49.805	+30.400
15	8 Haglestein Thomas .	12	26.669	23.329	50.046	+34.038
16	116 Hollink Marcel .	16	26.660	23.331	50.087	+35.182
THEORETICAL BEST LAP			26.287	23.018	49.305	

TRACK RECORDS

TOP DNIA

TOP TYGODNIA

TOP MIESIĄCA

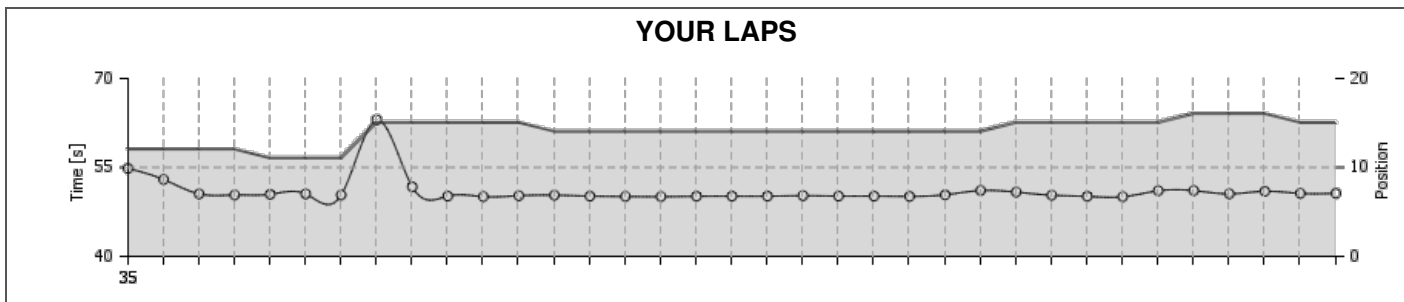
TOP KONFIGURACJI

TOP KOBIEC

#	Driver	Lap	#	Driver	Lap	#	Driver	Lap	#	Driver	Lap	#	Driver	Lap
1	97 Stolk Lorenzo .	49.341	1	97 Stolk Lorenzo .	49.341	1	97 Stolk Lorenzo .	49.341	1	97 Stolk Lorenzo .	49.341	1	PALECZKA E.	52.523
2	1 Boutens Ruben .	49.416	2	1 Boutens Ruben .	49.416	2	1 Boutens Ruben .	49.416	2	1 Boutens Ruben .	49.416	2	MOTZ M.	54.835
3	94 Siese Maxi .	49.554	3	Romano Franssen .	49.511	3	Romano Franssen .	49.511	3	Romano Franssen .	49.511	3	VERSCOOR T.	55.332
4	23 Grooten Mathias .	49.606	4	Jakub Klęk .	49.527	4	Jakub Klęk .	49.527	4	Jakub Klęk .	49.527	4	PRUCNAL K.	55.502
5	19 Ryndzionek Michal .	49.637	5	94 Siese Maxi .	49.554	5	94 Siese Maxi .	49.554	5	94 Siese Maxi .	49.554	5	PRUCNAL K.	55.704
6	17 Douven Christian .	49.660	6	23 Grooten Mathias .	49.606	6	23 Grooten Mathias .	49.606	6	23 Grooten Mathias .	49.606	6	PILAT K.	55.739
7	92 Oliveira JR .	49.723	7	Jakub Olechowski .	49.614	7	Jakub Olechowski .	49.614	7	Jakub Olechowski .	49.614	7	---	00.000
8	113 Drzazga Remigiusz .	49.729	8	Mateusz Bartsch .	49.619	8	Mateusz Bartsch .	49.619	8	Mateusz Bartsch .	49.619	8	---	00.000
9	29 Neefs Peter .	49.752	9	19 Ryndzionek Michal .	49.637	9	19 Ryndzionek Michal .	49.637	9	19 Ryndzionek Michal .	49.637	9	---	00.000
10	98 van Pamelan Guillermo .	49.767	10	17 Douven Christian .	49.660	10	17 Douven Christian .	49.660	10	17 Douven Christian .	49.660	10	---	00.000

powered by kartingmanager

Position	Kart	Best Lap	Date
15	8 Haglestein Thomas	50.046	29-07-2018



YOUR RESULTS

Lap	S1	S2	Lap time
1	31.176	23.659	54.835
2	28.997	23.968	52.965
3	26.904	23.627	50.531
4	26.778	23.571	50.349
5	26.911	23.551	50.462
6	26.887	23.635	50.522
7	26.835	23.513	50.348
8	26.733	36.288	01:03.021
9	28.217	23.507	51.724
10	26.719	23.445	50.164
11	26.704	23.373	50.077
12	26.708	23.518	50.226
13	26.860	23.459	50.319
14	26.759	23.403	50.162
15	26.689	23.406	50.095
16	26.669	23.398	50.067
17	26.726	23.404	50.130
18	26.792	23.356	50.148
19	26.743	23.407	50.150
20	26.775	23.454	50.229
21	26.728	23.438	50.166
22	26.710	23.450	50.160
23	26.765	23.349	50.114
24	26.807	23.577	50.384
25	27.648	23.453	51.101
26	26.750	24.087	50.837
27	26.826	23.487	50.313
28	26.713	23.402	50.115
29	26.717	23.329	50.046
30	27.624	23.433	51.057
31	26.876	24.208	51.084
32	26.887	23.660	50.547
33	27.006	23.967	50.973
34	26.964	23.657	50.621
35	27.011	23.628	50.639
IDEAL	26.669	23.329	49.998

YOUR COMPETITORS

Pos	Driver	Kart	Best S1	Best S2	Best Lap	Gap
1	1 Boutens Ruben .	1	26.287	23.074	49.416	+00.000
2	97 Stolk Lorenzo .	5	26.309	23.018	49.341	+00.210
3	23 Grooten Mathias .	2	26.378	23.204	49.606	+06.786
4	94 Siese Maxi .	4	26.352	23.125	49.554	+08.605
5	17 Douven Christian .	3	26.502	23.138	49.660	+15.048
6	19 Ryndzionek Michal .	7	26.448	23.137	49.637	+15.632
7	113 Drzazga Remigiusz .	6	26.510	23.181	49.729	+15.815
8	37 Andersen Ian .	10	26.510	23.255	49.834	+18.785
9	29 Neefs Peter .	8	26.435	23.259	49.752	+20.727
10	143 Kolodziej Pawel .	11	26.480	23.163	49.791	+21.273
11	98 van Pamelan Guillermo .	9	26.523	23.172	49.767	+22.622
12	92 Oliveira JR .	13	26.592	23.232	49.882	+28.520
13	60 Paleczka Edyta .	14	26.642	23.203	49.857	+28.933
14	39 Pointet Gregoire .	15	26.646	23.148	49.805	+30.400
15	8 Haglestein Thomas .	12	26.669	23.329	50.046	+34.038
16	116 Hollink Marcel .	16	26.660	23.331	50.087	+35.182
THEORETICAL BEST LAP			26.287	23.018	49.305	

TRACK RECORDS

TOP DNIA

TOP TYGODNIA

TOP MIESIĄCA

TOP KONFIGURACJI

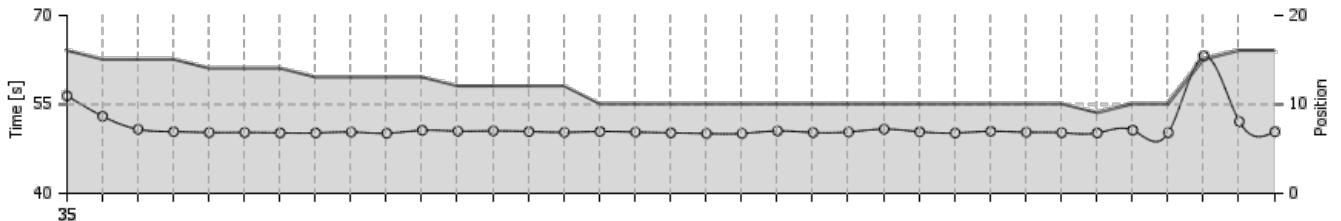
TOP KOBIET

#	Driver	Lap	#	Driver	Lap	#	Driver	Lap	#	Driver	Lap	#	Driver	Lap
1	97 Stolk Lorenzo .	49.341	1	97 Stolk Lorenzo .	49.341	1	97 Stolk Lorenzo .	49.341	1	97 Stolk Lorenzo .	49.341	1	PALECZKA E.	52.523
2	1 Boutens Ruben .	49.416	2	1 Boutens Ruben .	49.416	2	1 Boutens Ruben .	49.416	2	1 Boutens Ruben .	49.416	2	MOTZ M.	54.835
3	94 Siese Maxi .	49.554	3	Romano Franssen .	49.511	3	Romano Franssen .	49.511	3	Romano Franssen .	49.511	3	VERSCHOOR T.	55.332
4	23 Grooten Mathias .	49.606	4	Jakub Klęk .	49.527	4	Jakub Klęk .	49.527	4	Jakub Klęk .	49.527	4	PRUCNAL K.	55.502
5	19 Ryndzionek Michal .	49.637	5	94 Siese Maxi .	49.554	5	94 Siese Maxi .	49.554	5	94 Siese Maxi .	49.554	5	PRUCNAL K.	55.704
6	17 Douven Christian .	49.660	6	23 Grooten Mathias .	49.606	6	23 Grooten Mathias .	49.606	6	23 Grooten Mathias .	49.606	6	PILAT K.	55.739
7	92 Oliveira JR .	49.723	7	Jakub Olechowski .	49.614	7	Jakub Olechowski .	49.614	7	Jakub Olechowski .	49.614	7	---	00.000
8	113 Drzazga Remigiusz .	49.729	8	Mateusz Bartsch .	49.619	8	Mateusz Bartsch .	49.619	8	Mateusz Bartsch .	49.619	8	---	00.000
9	29 Neefs Peter .	49.752	9	19 Ryndzionek Michal .	49.637	9	19 Ryndzionek Michal .	49.637	9	19 Ryndzionek Michal .	49.637	9	---	00.000
10	98 van Pamelan Guillermo .	49.767	10	17 Douven Christian .	49.660	10	17 Douven Christian .	49.660	10	17 Douven Christian .	49.660	10	---	00.000

powered by kartingmanager

Position	Kart	Best Lap	Date
16	116 Hollink Marcel	50.087	29-07-2018

YOUR LAPS



YOUR RESULTS

Lap	S1	S2	Lap time
1	32.727	23.726	56.453
2	28.303	24.697	53.000
3	27.197	23.609	50.806
4	26.979	23.430	50.409
5	26.772	23.483	50.255
6	26.865	23.397	50.262
7	26.798	23.398	50.196
8	26.858	23.331	50.189
9	26.848	23.487	50.335
10	26.733	23.401	50.134
11	27.091	23.543	50.634
12	26.934	23.563	50.497
13	26.892	23.647	50.539
14	26.937	23.496	50.433
15	26.859	23.433	50.292
16	27.016	23.421	50.437
17	26.861	23.471	50.332
18	26.765	23.438	50.203
19	26.683	23.404	50.087
20	26.660	23.436	50.096
21	26.911	23.611	50.522
22	26.803	23.454	50.257
23	26.833	23.520	50.353
24	26.790	24.035	50.825
25	26.935	23.452	50.387
26	26.841	23.337	50.178
27	26.926	23.545	50.471
28	26.838	23.469	50.307
29	26.833	23.392	50.225
30	26.765	23.423	50.188
31	26.793	23.844	50.637
32	26.881	23.348	50.229
33	26.884	36.270	01:03.154
34	28.187	23.916	52.103
35	26.904	23.496	50.400
IDEAL	26.660	23.331	49.991

YOUR COMPETITORS

Pos	Driver	Kart	Best S1	Best S2	Best Lap	Gap
1	1 Boutens Ruben .	1	26.287	23.074	49.416	+00.000
2	97 Stolk Lorenzo .	5	26.309	23.018	49.341	+00.210
3	23 Grooten Mathias .	2	26.378	23.204	49.606	+06.786
4	94 Siese Maxi .	4	26.352	23.125	49.554	+08.605
5	17 Douven Christian .	3	26.502	23.138	49.660	+15.048
6	19 Ryndzionek Michal .	7	26.448	23.137	49.637	+15.632
7	113 Drzazga Remigiusz .	6	26.510	23.181	49.729	+15.815
8	37 Andersen Ian .	10	26.510	23.255	49.834	+18.785
9	29 Neefs Peter .	8	26.435	23.259	49.752	+20.727
10	143 Kolodziej Pawel .	11	26.480	23.163	49.791	+21.273
11	98 van Pamelan Guillermo .	9	26.523	23.172	49.767	+22.622
12	92 Oliveira JR .	13	26.592	23.232	49.882	+28.520
13	60 Paleczka Edyta .	14	26.642	23.203	49.857	+28.933
14	39 Pointet Gregoire .	15	26.646	23.148	49.805	+30.400
15	8 Haglestein Thomas .	12	26.669	23.329	50.046	+34.038
16	116 Hollink Marcel .	16	26.660	23.331	50.087	+35.182
THEORETICAL BEST LAP			26.287	23.018	49.305	

TRACK RECORDS

TOP DNIA

TOP TYGODNIA

TOP MIESIĄCA

TOP KONFIGURACJI

TOP KOBIET

#	Driver	Lap	#	Driver	Lap	#	Driver	Lap	#	Driver	Lap	#	Driver	Lap
1	97 Stolk Lorenzo .	49.341	1	97 Stolk Lorenzo .	49.341	1	97 Stolk Lorenzo .	49.341	1	97 Stolk Lorenzo .	49.341	1	PALECZKA E.	52.523
2	1 Boutens Ruben .	49.416	2	1 Boutens Ruben .	49.416	2	1 Boutens Ruben .	49.416	2	1 Boutens Ruben .	49.416	2	MOTZ M.	54.835
3	94 Siese Maxi .	49.554	3	Romano Franssen .	49.511	3	Romano Franssen .	49.511	3	Romano Franssen .	49.511	3	VERSCHOOR T.	55.332
4	23 Grooten Mathias .	49.606	4	Jakub Klęk .	49.527	4	Jakub Klęk .	49.527	4	Jakub Klęk .	49.527	4	PRUCNAL K.	55.502
5	19 Ryndzionek Michal .	49.637	5	94 Siese Maxi .	49.554	5	94 Siese Maxi .	49.554	5	94 Siese Maxi .	49.554	5	PRUCNAL K.	55.704
6	17 Douven Christian .	49.660	6	23 Grooten Mathias .	49.606	6	23 Grooten Mathias .	49.606	6	23 Grooten Mathias .	49.606	6	PILAT K.	55.739
7	92 Oliveira JR .	49.723	7	Jakub Olechowski .	49.614	7	Jakub Olechowski .	49.614	7	Jakub Olechowski .	49.614	7	---	00.000
8	113 Drzazga Remigiusz .	49.729	8	Mateusz Bartsch .	49.619	8	Mateusz Bartsch .	49.619	8	Mateusz Bartsch .	49.619	8	---	00.000
9	29 Neefs Peter .	49.752	9	19 Ryndzionek Michal .	49.637	9	19 Ryndzionek Michal .	49.637	9	19 Ryndzionek Michal .	49.637	9	---	00.000
10	98 van Pamelan Guillermo .	49.767	10	17 Douven Christian .	49.660	10	17 Douven Christian .	49.660	10	17 Douven Christian .	49.660	10	---	00.000