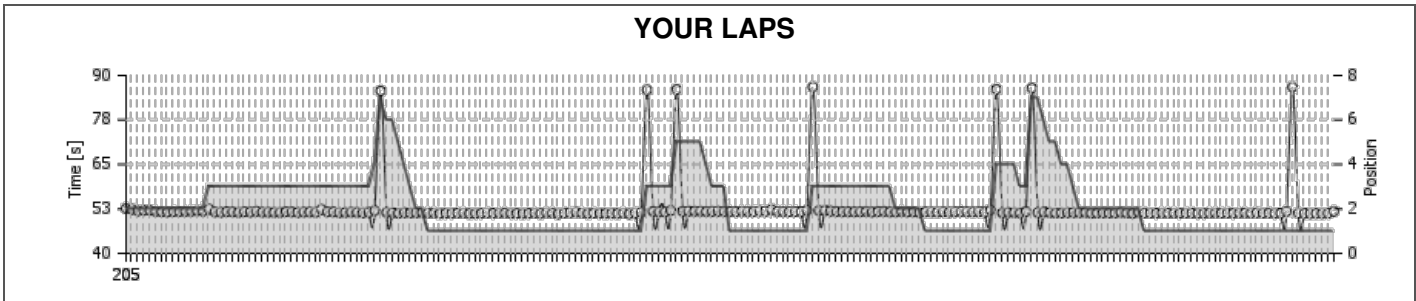


Position	Kart	Best Lap	Date
1	8 Team BRD	51.125	22-07-2018



YOUR RESULTS

Lap	S1	S2	Lap time
1	23.661	28.975	52.636
2	23.283	29.110	52.393
3	23.241	28.710	51.951
4	23.196	28.893	52.089
5	23.208	28.900	52.108
6	23.107	28.679	51.786
7	23.070	28.647	51.717
8	23.103	28.544	51.647
9	23.115	28.642	51.757
10	23.115	28.634	51.749
11	23.074	28.706	51.780
12	23.125	28.698	51.823
13	23.321	28.652	51.973
14	23.123	28.724	51.847
15	23.938	28.537	52.475
16	23.065	28.554	51.619
17	22.999	28.533	51.532
18	23.061	28.661	51.722
19	23.004	28.645	51.649
20	22.968	28.518	51.486
21	23.060	28.671	51.731
22	23.061	28.539	51.600
23	23.304	28.530	51.834
24	23.017	28.545	51.562
25	23.015	28.525	51.540
26	22.982	28.520	51.502
27	22.982	28.499	51.481
28	23.092	28.643	51.735
29	23.061	28.596	51.657
30	22.905	28.583	51.488
31	23.034	28.551	51.585
32	23.024	28.585	51.609
33	22.984	28.525	51.509
34	23.618	28.762	52.380
35	23.179	28.507	51.686
36	23.146	28.533	51.679
37	22.976	28.454	51.430
38	22.950	28.512	51.462
39	22.990	28.578	51.568
40	22.987	28.523	51.510
41	22.923	28.475	51.398
42	22.957	28.589	51.546

YOUR COMPETITORS

Pos	Driver	Kart	Best S1	Best S2	Best Lap	Gap
1	8 Team BRD .	8	22.752	28.275	51.125	+00.000
2	15 The Dutch Value .	15	22.912	28.344	51.273	+07.966
3	10 BlueStar Racing Team .	10	22.796	28.390	51.289	+13.744
4	5 Hussarya Poland 2 .	5	22.815	28.493	51.409	+37.322
5	20 Traxis Belgium 1 .	20	22.821	28.415	51.332	+37.613
6	3 Racing Center Team Poland .	3	22.813	28.447	51.384	+43.082
7	24 BlueStar JR team .	24	22.876	28.407	51.382	+45.222
8	26 Hyssarya MG Racing .	26	22.909	28.507	51.459	+50.048
9	21 Hussarya Poland 1 .	21	22.824	28.384	51.386	+01:08.881
10	14 WRT Lübeck e.V .	14	22.853	28.467	51.400	+1 LAP
11	1 Hussarya Poland 3 .	1	22.852	28.411	51.391	+1 LAP
12	16 Karting Friends RT Poland .	16	22.722	28.405	51.179	+1 LAP
13	17 Team Soop Slovakia .	17	22.904	28.471	51.491	+1 LAP
14	7 TEAM CLICKSPEED BRASIL .	7	22.847	28.456	51.347	+1 LAP
THEORETICAL BEST LAP			22.722	28.275	50.997	

Lap	S1	S2	Lap time
43	23.007	29.009	52.016
44	57.210	28.465	01:25.675
45	22.967	28.518	51.485
46	22.953	28.440	51.393
47	22.893	28.393	51.286
48	22.962	28.494	51.456
49	22.979	28.388	51.367
50	22.942	28.438	51.380
51	22.931	28.506	51.437
52	22.885	28.455	51.340
53	22.952	28.407	51.359
54	22.857	28.363	51.220
55	22.881	28.405	51.286
56	22.853	28.419	51.272
57	22.898	28.431	51.329
58	22.935	28.409	51.344
59	22.851	28.355	51.206
60	22.898	28.356	51.254
61	22.877	28.394	51.271
62	22.874	28.509	51.383
63	22.859	28.436	51.295
64	22.861	28.486	51.347
65	22.957	28.404	51.361
66	22.958	28.306	51.264
67	22.878	28.389	51.267
68	22.860	28.345	51.205
69	22.876	28.394	51.270
70	22.950	28.390	51.340
71	22.874	28.316	51.190
72	22.877	28.539	51.416
73	22.917	28.428	51.345
74	22.825	28.300	51.125
75	22.862	28.510	51.372
76	22.978	28.403	51.381
77	22.870	28.676	51.546
78	22.929	28.396	51.325
79	22.859	28.368	51.227
80	23.003	28.357	51.360
81	22.896	28.344	51.240
82	22.871	28.359	51.230
83	22.927	28.363	51.290
84	22.871	28.330	51.201
85	22.890	28.445	51.335
86	22.853	28.275	51.128
87	22.878	28.531	51.409
88	22.862	28.654	51.516
89	57.226	28.689	01:25.915
90	23.158	28.635	51.793
91	22.979	28.642	51.621
92	22.972	28.674	51.646
93	22.947	29.101	52.048
94	57.240	28.854	01:26.094
95	23.083	28.727	51.810
96	23.011	28.830	51.841
97	22.995	28.842	51.837
98	23.052	28.795	51.847
99	23.053	28.720	51.773
100	23.052	28.766	51.818
101	23.055	28.808	51.863
102	23.039	28.767	51.806
103	23.039	28.721	51.760
104	23.027	28.699	51.726
105	23.049	28.795	51.844
106	23.016	28.759	51.775
107	22.979	28.828	51.807
108	23.060	28.879	51.939

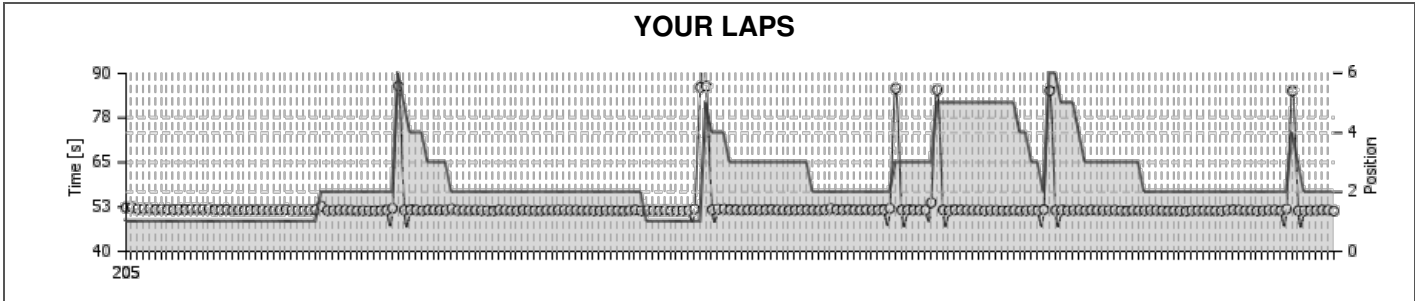
Lap	S1	S2	Lap time
109	23.015	28.814	51.829
110	23.571	28.749	52.320
111	23.003	28.783	51.786
112	22.949	28.808	51.757
113	22.950	28.807	51.757
114	22.975	28.779	51.754
115	22.941	28.781	51.722
116	22.929	29.172	52.101
117	57.876	28.861	01:26.737
118	23.209	28.802	52.011
119	23.167	28.798	51.965
120	23.049	28.863	51.912
121	23.049	28.723	51.772
122	22.989	28.707	51.696
123	22.948	28.742	51.690
124	22.986	28.686	51.672
125	23.008	28.701	51.709
126	23.057	28.736	51.793
127	22.949	28.684	51.633
128	22.996	28.778	51.774
129	23.014	28.796	51.810
130	22.977	28.651	51.628
131	22.982	28.655	51.637
132	22.930	28.856	51.786
133	22.953	28.719	51.672
134	23.019	28.687	51.706
135	22.926	28.502	51.428
136	23.001	28.650	51.651
137	23.034	28.557	51.591
138	22.900	28.660	51.560
139	23.007	28.685	51.692
140	22.936	28.641	51.577
141	23.010	28.678	51.688
142	22.988	28.779	51.767
143	23.002	28.668	51.670
144	22.924	28.711	51.635
145	22.929	28.780	51.709
146	22.926	28.686	51.612
147	22.978	29.231	52.209
148	57.413	28.709	01:26.122
149	22.861	28.496	51.357
150	22.903	28.568	51.471
151	22.848	28.592	51.440
152	22.848	28.517	51.365
153	22.834	28.951	51.785
154	57.872	28.578	01:26.450
155	22.869	28.556	51.425
156	23.046	28.544	51.590
157	22.843	28.593	51.436
158	22.855	28.477	51.332
159	22.899	28.476	51.375
160	22.930	28.520	51.450
161	22.807	28.647	51.454
162	22.880	28.544	51.424
163	22.974	28.505	51.479
164	22.844	28.441	51.285
165	22.790	28.531	51.321
166	22.930	28.480	51.410
167	22.865	28.487	51.352
168	22.845	28.487	51.332
169	23.002	28.544	51.546
170	22.879	28.448	51.327
171	22.825	28.409	51.234
172	22.869	28.661	51.530
173	22.881	28.500	51.381
174	22.831	28.482	51.313

Lap	S1	S2	Lap time
175	22.890	28.391	51.281
176	22.878	28.465	51.343
177	22.814	28.507	51.321
178	22.844	28.478	51.322
179	22.807	28.489	51.296
180	22.920	28.437	51.357
181	22.859	28.471	51.330
182	22.816	28.419	51.235
183	22.825	28.443	51.268
184	22.809	28.512	51.321
185	22.897	28.474	51.371
186	22.859	28.477	51.336
187	22.817	28.522	51.339
188	22.796	28.484	51.280
189	22.838	28.513	51.351
190	22.838	28.527	51.365
191	22.796	28.511	51.307
192	22.884	28.569	51.453
193	22.791	28.517	51.308
194	22.923	28.446	51.369
195	22.803	28.464	51.267
196	22.863	28.433	51.296
197	22.863	28.938	51.801
198	58.306	28.451	01:26.757
199	22.852	28.494	51.346
200	22.767	28.447	51.214
201	22.800	28.363	51.163
202	22.816	28.393	51.209
203	22.767	28.420	51.187
204	22.752	28.542	51.294
205	22.950	28.889	51.839
IDEAL	22.752	28.275	51.027

TRACK RECORDS

TOP DNIA			TOP TYGODNIA			TOP MIESIĄCA			TOP KONFIGURACJI			TOP KOBIET		
#	Driver	Lap	#	Driver	Lap	#	Driver	Lap	#	Driver	Lap	#	Driver	Lap
1	1 Boutens Ruben .	49.495	1	1 Boutens Ruben .	49.495	1	1 Boutens Ruben .	49.495	1	1 Boutens Ruben .	49.495	1	PALECZKA E.	52.523
2	137 puyato opnithi .	49.692	2	Romano Franssen .	49.511	2	Romano Franssen .	49.511	2	Romano Franssen .	49.511	2	MOTZ M.	54.835
3	19 Ryndzionek Michal .	49.739	3	Jakub Kłęk .	49.527	3	Jakub Kłęk .	49.527	3	Jakub Kłęk .	49.527	3	VERSCHOOR T.	55.332
4	50 Laube Tobias .	49.742	4	Jakub Olechowski .	49.614	4	Jakub Olechowski .	49.614	4	Jakub Olechowski .	49.614	4	PRUCNAL K.	55.502
5	179 Balneger Selina .	49.746	5	Mateusz Bartsch .	49.619	5	Mateusz Bartsch .	49.619	5	Mateusz Bartsch .	49.619	5	PRUCNAL K.	55.704
6	143 Kolodziej Pawel .	49.778	6	137 puyato opnithi .	49.692	6	137 puyato opnithi .	49.692	6	137 puyato opnithi .	49.692	6	PILAT K.	55.739
7	191 van Dijk Thom .	49.784	7	19 Ryndzionek Michal .	49.739	7	19 Ryndzionek Michal .	49.739	7	19 Ryndzionek Michal .	49.739	7	---	00.000
8	17 Douven Christian .	49.809	8	50 Laube Tobias .	49.742	8	50 Laube Tobias .	49.742	8	50 Laube Tobias .	49.742	8	---	00.000
9	97 Stolk Lorenzo .	49.810	9	179 Balneger Selina .	49.746	9	179 Balneger Selina .	49.746	9	179 Balneger Selina .	49.746	9	---	00.000
10	198 Pel Artur .	49.810	10	Erik Berggren .	49.762	10	Erik Berggren .	49.762	10	Erik Berggren .	49.762	10	---	00.000

Position	Kart	Best Lap	Date
2	15 The Dutch Value	Kart 15	51.273
			22-07-2018



YOUR RESULTS

Lap	S1	S2	Lap time
1	23.454	28.862	52.316
2	23.385	29.026	52.411
3	23.297	28.595	51.892
4	23.316	28.643	51.959
5	23.283	28.688	51.971
6	23.255	28.505	51.760
7	23.229	28.649	51.878
8	23.232	28.549	51.781
9	23.203	28.515	51.718
10	23.262	28.563	51.825
11	23.195	28.581	51.776
12	23.224	28.676	51.900
13	23.353	28.516	51.869
14	23.233	28.583	51.816
15	23.423	28.556	51.979
16	23.180	28.481	51.661
17	23.178	28.514	51.692
18	23.233	28.535	51.768
19	23.157	28.392	51.549
20	23.119	28.496	51.615
21	23.152	28.487	51.639
22	23.195	28.460	51.655
23	23.200	28.437	51.637
24	23.158	28.436	51.594
25	23.133	28.394	51.527
26	23.118	28.465	51.583
27	23.092	28.507	51.599
28	23.203	28.587	51.790
29	23.064	28.479	51.543
30	23.033	28.490	51.523
31	23.075	28.399	51.474
32	23.104	28.478	51.582
33	23.145	28.576	51.721
34	23.947	28.775	52.722
35	23.103	28.394	51.497
36	23.073	28.417	51.490
37	23.069	28.517	51.586
38	23.029	28.546	51.575
39	23.095	28.444	51.539
40	23.038	28.382	51.420
41	23.081	28.417	51.498
42	23.056	28.369	51.425

YOUR COMPETITORS

Pos	Driver	Kart	Best S1	Best S2	Best Lap	Gap
1	8 Team BRD .	8	22.752	28.275	51.125	+00.000
2	15 The Dutch Value .	15	22.912	28.344	51.273	+07.966
3	10 BlueStar Racing Team .	10	22.796	28.390	51.289	+13.744
4	5 Hussarya Poland 2 .	5	22.815	28.493	51.409	+37.322
5	20 Traxis Belgium 1 .	20	22.821	28.415	51.332	+37.613
6	3 Racing Center Team Poland .	3	22.813	28.447	51.384	+43.082
7	24 BlueStar JR team .	24	22.876	28.407	51.382	+45.222
8	26 Hyssarya MG Racing .	26	22.909	28.507	51.459	+50.048
9	21 Hussarya Poland 1 .	21	22.824	28.384	51.386	+01:08.881
10	14 WRT Lübeck e.V .	14	22.853	28.467	51.400	+1 LAP
11	1 Hussarya Poland 3 .	1	22.852	28.411	51.391	+1 LAP
12	16 Karting Friends RT Poland .	16	22.722	28.405	51.179	+1 LAP
13	17 Team Soop Slovakia .	17	22.904	28.471	51.491	+1 LAP
14	7 TEAM CLICKSPEED BRASIL .	7	22.847	28.456	51.347	+1 LAP
THEORETICAL BEST LAP			22.722	28.275	50.997	

Lap	S1	S2	Lap time
43	23.056	28.378	51.434
44	23.049	28.413	51.462
45	23.115	28.462	51.577
46	23.056	29.008	52.064
47	57.848	28.647	01:26.495
48	23.197	28.405	51.602
49	23.116	28.549	51.665
50	23.146	28.462	51.608
51	23.004	28.435	51.439
52	23.209	28.466	51.675
53	23.008	28.614	51.622
54	23.065	28.588	51.653
55	23.048	28.518	51.566
56	23.373	28.560	51.933
57	23.049	28.499	51.548
58	23.057	28.508	51.565
59	23.085	28.415	51.500
60	23.141	28.427	51.568
61	23.048	28.459	51.507
62	23.030	28.433	51.463
63	23.000	28.357	51.357
64	23.074	28.549	51.623
65	23.088	28.480	51.568
66	23.050	28.422	51.472
67	23.045	28.416	51.461
68	23.084	28.553	51.637
69	23.018	28.486	51.504
70	23.051	28.415	51.466
71	22.992	28.426	51.418
72	23.077	28.486	51.563
73	23.084	28.439	51.523
74	23.079	28.546	51.625
75	23.068	28.541	51.609
76	23.070	28.478	51.548
77	23.096	28.462	51.558
78	23.084	28.372	51.456
79	23.064	28.446	51.510
80	23.056	28.401	51.457
81	23.023	28.392	51.415
82	23.066	28.427	51.493
83	23.051	28.425	51.476
84	22.993	28.459	51.452
85	23.019	28.350	51.369
86	23.068	28.434	51.502
87	23.000	28.709	51.709
88	23.015	28.368	51.383
89	23.076	28.440	51.516
90	23.055	28.437	51.492
91	23.017	28.387	51.404
92	23.081	28.464	51.545
93	23.049	28.354	51.403
94	23.031	28.422	51.453
95	23.017	28.398	51.415
96	23.098	28.430	51.528
97	23.077	28.780	51.857
98	57.172	28.931	01:26.103
99	57.572	28.840	01:26.412
100	23.028	28.678	51.706
101	22.987	28.866	51.853
102	23.133	28.754	51.887
103	23.060	28.680	51.740
104	23.023	28.696	51.719
105	22.994	28.603	51.597
106	23.014	28.691	51.705
107	23.040	28.700	51.740
108	23.008	28.622	51.630

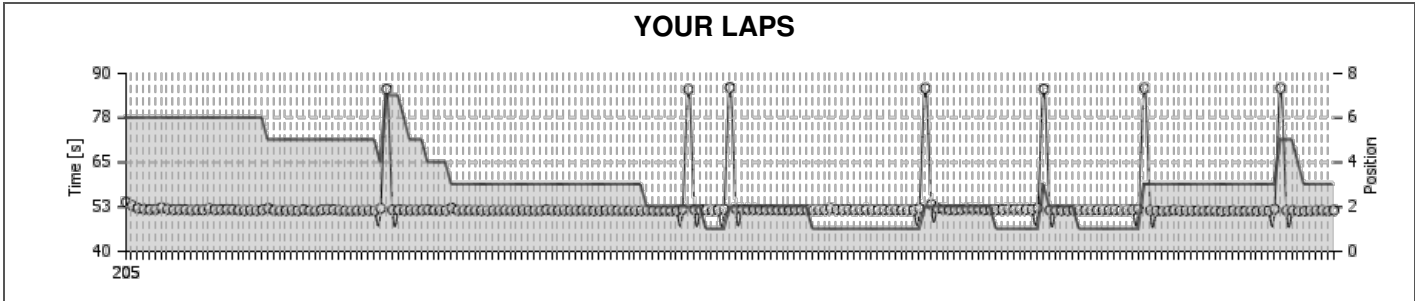
Lap	S1	S2	Lap time
109	23.042	28.648	51.690
110	23.011	28.764	51.775
111	22.946	28.683	51.629
112	22.977	28.630	51.607
113	22.967	28.669	51.636
114	22.965	28.689	51.654
115	22.986	28.679	51.665
116	23.031	28.640	51.671
117	22.987	28.647	51.634
118	22.951	28.598	51.549
119	23.099	28.594	51.693
120	23.370	28.647	52.017
121	23.122	28.636	51.758
122	23.042	28.626	51.668
123	23.133	28.665	51.798
124	23.031	28.630	51.661
125	23.009	28.633	51.642
126	23.153	28.612	51.765
127	23.054	28.576	51.630
128	23.016	28.636	51.652
129	23.113	28.605	51.718
130	23.047	29.011	52.058
131	57.011	28.778	01:25.789
132	23.040	28.599	51.639
133	23.052	28.624	51.676
134	23.092	28.555	51.647
135	23.116	28.515	51.631
136	23.006	28.598	51.604
137	23.518	30.165	53.683
138	56.874	28.528	01:25.402
139	23.085	28.565	51.650
140	22.996	28.483	51.479
141	23.056	28.639	51.695
142	23.105	28.550	51.655
143	23.102	28.470	51.572
144	23.032	28.526	51.558
145	23.014	28.571	51.585
146	22.968	28.488	51.456
147	23.004	28.551	51.555
148	23.022	28.488	51.510
149	23.004	28.432	51.436
150	23.044	28.402	51.446
151	23.054	28.523	51.577
152	22.983	28.434	51.417
153	23.009	28.477	51.486
154	23.028	28.540	51.568
155	22.991	28.471	51.462
156	22.992	28.773	51.765
157	56.579	28.595	01:25.174
158	23.003	28.509	51.512
159	23.048	28.554	51.602
160	23.026	28.444	51.470
161	23.058	28.477	51.535
162	23.087	28.511	51.598
163	23.013	28.436	51.449
164	23.081	28.567	51.648
165	23.001	28.537	51.538
166	23.050	28.481	51.531
167	22.967	28.543	51.510
168	23.047	28.522	51.569
169	23.008	28.421	51.429
170	22.996	28.359	51.355
171	23.065	28.461	51.526
172	23.004	28.450	51.454
173	23.000	28.481	51.481
174	23.074	28.470	51.544

Lap	S1	S2	Lap time
175	23.005	28.508	51.513
176	22.954	28.495	51.449
177	22.964	28.413	51.377
178	22.935	28.508	51.443
179	22.971	28.461	51.432
180	22.912	28.361	51.273
181	22.957	28.506	51.463
182	23.021	28.439	51.460
183	23.044	28.431	51.475
184	23.019	28.423	51.442
185	22.992	28.412	51.404
186	23.008	28.376	51.384
187	23.054	28.537	51.591
188	23.180	28.505	51.685
189	23.031	28.557	51.588
190	22.998	28.452	51.450
191	23.058	28.481	51.539
192	22.954	28.427	51.381
193	23.046	28.411	51.457
194	23.054	28.512	51.566
195	23.090	28.503	51.593
196	22.966	28.471	51.437
197	23.040	28.836	51.876
198	56.699	28.422	01:25.121
199	22.981	28.451	51.432
200	22.969	28.452	51.421
201	23.057	28.435	51.492
202	23.029	28.467	51.496
203	23.150	28.486	51.636
204	23.027	28.561	51.588
205	23.028	28.344	51.372
IDEAL	22.912	28.344	51.256

TRACK RECORDS

TOP DNIA			TOP TYGODNIA			TOP MIESIĄCA			TOP KONFIGURACJI			TOP KOBIET		
#	Driver	Lap	#	Driver	Lap	#	Driver	Lap	#	Driver	Lap	#	Driver	Lap
1	1 Boutens Ruben .	49.495	1	1 Boutens Ruben .	49.495	1	1 Boutens Ruben .	49.495	1	1 Boutens Ruben .	49.495	1	PALECZKA E.	52.523
2	137 puyato opnithi .	49.692	2	Romano Franssen .	49.511	2	Romano Franssen .	49.511	2	Romano Franssen .	49.511	2	MOTZ M.	54.835
3	19 Ryndzionek Michal .	49.739	3	Jakub Klęk .	49.527	3	Jakub Klęk .	49.527	3	Jakub Klęk .	49.527	3	VERSCHOOR T.	55.332
4	50 Laube Tobias .	49.742	4	Jakub Olechowski .	49.614	4	Jakub Olechowski .	49.614	4	Jakub Olechowski .	49.614	4	PRUCNAL K.	55.502
5	179 Balneger Selina .	49.746	5	Mateusz Bartsch .	49.619	5	Mateusz Bartsch .	49.619	5	Mateusz Bartsch .	49.619	5	PRUCNAL K.	55.704
6	143 Kolodziej Pawel .	49.778	6	137 puyato opnithi .	49.692	6	137 puyato opnithi .	49.692	6	137 puyato opnithi .	49.692	6	PILAT K.	55.739
7	191 van Dijk Thom .	49.784	7	19 Ryndzionek Michal .	49.739	7	19 Ryndzionek Michal .	49.739	7	19 Ryndzionek Michal .	49.739	7	---	00.000
8	17 Douven Christian .	49.809	8	50 Laube Tobias .	49.742	8	50 Laube Tobias .	49.742	8	50 Laube Tobias .	49.742	8	---	00.000
9	97 Stolk Lorenzo .	49.810	9	179 Balneger Selina .	49.746	9	179 Balneger Selina .	49.746	9	179 Balneger Selina .	49.746	9	---	00.000
10	198 Pel Artur .	49.810	10	Erik Berggren .	49.762	10	Erik Berggren .	49.762	10	Erik Berggren .	49.762	10	---	00.000

Position	Kart	Best Lap	Date
3	Kart 10	51.289	22-07-2018



YOUR RESULTS

Lap	S1	S2	Lap time
1	24.947	28.947	53.894
2	23.371	29.534	52.905
3	23.242	28.847	52.089
4	23.137	28.755	51.892
5	23.161	28.600	51.761
6	23.088	28.734	51.822
7	23.553	28.751	52.304
8	23.124	28.774	51.898
9	23.085	28.634	51.719
10	23.069	28.714	51.783
11	23.063	28.694	51.757
12	23.093	28.458	51.551
13	23.043	28.652	51.695
14	23.010	28.622	51.632
15	23.360	28.680	52.040
16	23.080	28.609	51.689
17	23.080	28.696	51.776
18	23.072	28.750	51.822
19	23.026	28.737	51.763
20	23.006	28.574	51.580
21	23.014	28.512	51.526
22	23.036	28.538	51.574
23	23.001	28.474	51.475
24	23.035	28.597	51.632
25	23.011	29.080	52.091
26	23.005	28.526	51.531
27	22.994	28.484	51.478
28	22.975	28.528	51.503
29	22.993	28.576	51.569
30	22.940	28.469	51.409
31	23.066	28.702	51.768
32	23.003	28.484	51.487
33	22.912	28.504	51.416
34	23.050	28.637	51.687
35	23.117	28.695	51.812
36	23.000	28.751	51.751
37	22.979	28.554	51.533
38	22.933	28.530	51.463
39	22.931	28.476	51.407
40	22.907	28.580	51.487
41	22.989	28.503	51.492
42	22.948	28.578	51.526

YOUR COMPETITORS

Pos	Driver	Kart	Best S1	Best S2	Best Lap	Gap
1	8 Team BRD .	8	22.752	28.275	51.125	+00.000
2	15 The Dutch Value .	15	22.912	28.344	51.273	+07.966
3	10 BlueStar Racing Team .	10	22.796	28.390	51.289	+13.744
4	5 Hussarya Poland 2 .	5	22.815	28.493	51.409	+37.322
5	20 Traxis Belgium 1 .	20	22.821	28.415	51.332	+37.613
6	3 Racing Center Team Poland .	3	22.813	28.447	51.384	+43.082
7	24 BlueStar JR team .	24	22.876	28.407	51.382	+45.222
8	26 Hyssarya MG Racing .	26	22.909	28.507	51.459	+50.048
9	21 Hussarya Poland 1 .	21	22.824	28.384	51.386	+01:08.881
10	14 WRT Lübeck e.V .	14	22.853	28.467	51.400	+1 LAP
11	1 Hussarya Poland 3 .	1	22.852	28.411	51.391	+1 LAP
12	16 Karting Friends RT Poland .	16	22.722	28.405	51.179	+1 LAP
13	17 Team Soop Slovakia .	17	22.904	28.471	51.491	+1 LAP
14	7 TEAM CLICKSPEED BRASIL .	7	22.847	28.456	51.347	+1 LAP
THEORETICAL BEST LAP			22.722	28.275	50.997	

Lap	S1	S2	Lap time
43	22.900	28.519	51.419
44	22.935	29.130	52.065
45	56.916	28.708	01:25.624
46	23.132	28.531	51.663
47	23.048	28.607	51.655
48	23.031	28.532	51.563
49	23.008	28.573	51.581
50	23.028	28.527	51.555
51	23.041	28.544	51.585
52	23.194	28.531	51.725
53	23.055	28.516	51.571
54	23.018	28.548	51.566
55	22.981	28.503	51.484
56	23.588	28.601	52.189
57	23.013	28.499	51.512
58	22.997	28.534	51.531
59	23.061	28.484	51.545
60	23.031	28.469	51.500
61	23.031	28.489	51.520
62	22.982	28.471	51.453
63	23.057	28.460	51.517
64	22.998	28.491	51.489
65	23.036	28.520	51.556
66	23.001	28.477	51.478
67	22.978	28.520	51.498
68	23.101	28.472	51.573
69	22.975	28.495	51.470
70	22.989	28.479	51.468
71	22.969	28.499	51.468
72	22.974	28.753	51.727
73	23.002	28.505	51.507
74	22.975	28.549	51.524
75	23.017	28.526	51.543
76	23.016	28.487	51.503
77	22.997	28.491	51.488
78	23.043	28.492	51.535
79	23.005	28.461	51.466
80	22.988	28.472	51.460
81	22.989	28.459	51.448
82	23.000	28.527	51.527
83	22.988	28.527	51.515
84	22.952	28.545	51.497
85	22.944	28.495	51.439
86	22.997	28.470	51.467
87	23.005	28.454	51.459
88	23.043	28.425	51.468
89	23.127	28.434	51.561
90	22.944	28.496	51.440
91	22.931	28.444	51.375
92	22.946	28.490	51.436
93	22.977	28.390	51.367
94	23.008	28.445	51.453
95	22.964	28.855	51.819
96	56.908	28.570	01:25.478
97	23.223	28.491	51.714
98	23.113	28.528	51.641
99	23.115	28.496	51.611
100	23.074	28.471	51.545
101	23.063	28.501	51.564
102	23.013	28.841	51.854
103	57.023	28.984	01:26.007
104	23.174	28.743	51.917
105	23.108	28.720	51.828
106	23.069	28.686	51.755
107	23.133	28.705	51.838
108	23.080	28.645	51.725

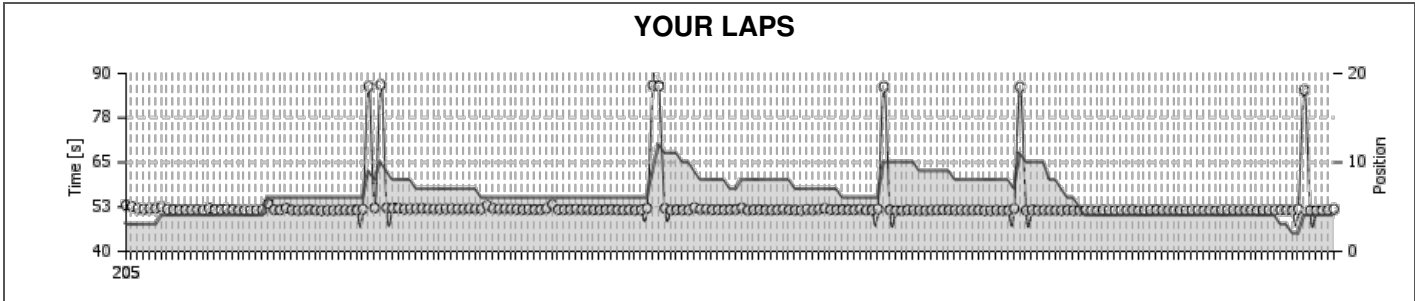
Lap	S1	S2	Lap time
109	23.097	28.575	51.672
110	23.056	28.669	51.725
111	23.062	28.578	51.640
112	23.064	28.570	51.634
113	23.020	28.612	51.632
114	23.012	28.646	51.658
115	23.059	28.628	51.687
116	23.081	28.570	51.651
117	23.015	28.582	51.597
118	23.025	28.591	51.616
119	23.134	28.566	51.700
120	23.399	28.637	52.036
121	23.141	28.584	51.725
122	23.067	28.636	51.703
123	23.135	28.629	51.764
124	23.077	28.559	51.636
125	23.085	28.620	51.705
126	23.139	28.622	51.761
127	23.027	28.585	51.612
128	23.041	28.624	51.665
129	23.105	28.608	51.713
130	23.031	28.595	51.626
131	23.038	28.630	51.668
132	22.964	28.650	51.614
133	22.996	28.597	51.593
134	22.990	28.592	51.582
135	22.975	29.102	52.077
136	57.006	28.797	01:25.803
137	24.443	28.715	53.158
138	23.230	28.863	52.093
139	23.162	28.729	51.891
140	23.132	28.575	51.707
141	23.088	28.598	51.686
142	23.106	28.667	51.773
143	23.143	28.832	51.975
144	23.104	28.739	51.843
145	23.159	28.731	51.890
146	23.048	28.644	51.692
147	23.033	28.657	51.690
148	23.080	28.697	51.777
149	23.036	28.703	51.739
150	23.234	28.693	51.927
151	23.137	28.664	51.801
152	23.130	28.699	51.829
153	23.085	28.739	51.824
154	23.114	28.665	51.779
155	23.143	29.058	52.201
156	57.061	28.564	01:25.625
157	22.971	28.605	51.576
158	23.036	28.523	51.559
159	23.068	28.468	51.536
160	22.999	28.485	51.484
161	22.978	28.626	51.604
162	23.005	28.561	51.566
163	22.977	28.619	51.596
164	22.973	28.565	51.538
165	22.959	28.685	51.644
166	23.010	28.610	51.620
167	23.020	28.624	51.644
168	23.005	28.665	51.670
169	22.973	28.540	51.513
170	23.012	28.533	51.545
171	23.065	28.590	51.655
172	23.020	28.863	51.883
173	57.229	28.642	01:25.871
174	22.906	28.570	51.476

Lap	S1	S2	Lap time
175	22.865	28.528	51.393
176	22.802	28.510	51.312
177	22.850	28.538	51.388
178	23.060	28.543	51.603
179	22.944	28.511	51.455
180	22.891	28.537	51.428
181	22.818	28.591	51.409
182	22.907	28.546	51.453
183	22.875	28.490	51.365
184	22.853	28.594	51.447
185	22.809	28.582	51.391
186	22.796	28.493	51.289
187	22.841	28.525	51.366
188	22.858	28.622	51.480
189	22.813	28.517	51.330
190	22.871	28.487	51.358
191	22.838	28.557	51.395
192	22.857	28.509	51.366
193	22.880	28.591	51.471
194	22.845	28.537	51.382
195	22.863	29.039	51.902
196	57.247	28.607	01:25.854
197	22.955	28.526	51.481
198	22.934	28.567	51.501
199	22.924	28.437	51.361
200	22.892	28.471	51.363
201	22.897	28.527	51.424
202	22.935	28.550	51.485
203	22.926	28.595	51.521
204	22.923	28.449	51.372
205	22.976	28.603	51.579
IDEAL	22.796	28.390	51.186

TRACK RECORDS

TOP DNIA			TOP TYGODNIA			TOP MIESIĄCA			TOP KONFIGURACJI			TOP KOBIET		
#	Driver	Lap	#	Driver	Lap	#	Driver	Lap	#	Driver	Lap	#	Driver	Lap
1	1 Boutens Ruben .	49.495	1	1 Boutens Ruben .	49.495	1	1 Boutens Ruben .	49.495	1	1 Boutens Ruben .	49.495	1	PALECZKA E.	52.523
2	137 puyato opnithi .	49.692	2	Romano Franssen .	49.511	2	Romano Franssen .	49.511	2	Romano Franssen .	49.511	2	MOTZ M.	54.835
3	19 Ryndzionek Michal .	49.739	3	Jakub Klęk .	49.527	3	Jakub Klęk .	49.527	3	Jakub Klęk .	49.527	3	VERSCHOOR T.	55.332
4	50 Laube Tobias .	49.742	4	Jakub Olechowski .	49.614	4	Jakub Olechowski .	49.614	4	Jakub Olechowski .	49.614	4	PRUCNAL K.	55.502
5	179 Balneger Selina .	49.746	5	Mateusz Bartsch .	49.619	5	Mateusz Bartsch .	49.619	5	Mateusz Bartsch .	49.619	5	PRUCNAL K.	55.704
6	143 Kolodziej Pawel .	49.778	6	137 puyato opnithi .	49.692	6	137 puyato opnithi .	49.692	6	137 puyato opnithi .	49.692	6	PILAT K.	55.739
7	191 van Dijk Thom .	49.784	7	19 Ryndzionek Michal .	49.739	7	19 Ryndzionek Michal .	49.739	7	19 Ryndzionek Michal .	49.739	7	---	00.000
8	17 Douven Christian .	49.809	8	50 Laube Tobias .	49.742	8	50 Laube Tobias .	49.742	8	50 Laube Tobias .	49.742	8	---	00.000
9	97 Stolk Lorenzo .	49.810	9	179 Balneger Selina .	49.746	9	179 Balneger Selina .	49.746	9	179 Balneger Selina .	49.746	9	---	00.000
10	198 Pel Artur .	49.810	10	Erik Berggren .	49.762	10	Erik Berggren .	49.762	10	Erik Berggren .	49.762	10	---	00.000

Position	Kart	Best Lap	Date
4	5 Hussarya Poland 2	51.409	22-07-2018



YOUR RESULTS

Lap	S1	S2	Lap time
1	24.012	29.029	53.041
2	23.247	29.343	52.590
3	23.191	28.825	52.016
4	23.060	28.811	51.871
5	23.096	28.912	52.008
6	23.160	28.917	52.077
7	23.752	28.727	52.479
8	23.112	28.762	51.874
9	23.023	28.728	51.751
10	22.985	28.668	51.653
11	23.070	28.615	51.685
12	23.009	28.612	51.621
13	23.035	28.706	51.741
14	22.953	28.637	51.590
15	23.483	28.675	52.158
16	23.005	28.712	51.717
17	23.084	28.666	51.750
18	23.092	28.783	51.875
19	22.966	28.755	51.721
20	22.984	28.579	51.563
21	22.907	28.655	51.562
22	22.904	28.611	51.515
23	22.925	28.606	51.531
24	22.915	28.706	51.621
25	22.935	30.452	53.387
26	23.058	28.670	51.728
27	23.015	28.663	51.678
28	22.889	29.279	52.168
29	22.947	28.689	51.636
30	22.859	28.681	51.540
31	22.927	28.655	51.582
32	22.863	28.919	51.782
33	22.931	28.633	51.564
34	22.870	28.621	51.491
35	22.918	28.647	51.565
36	22.957	28.572	51.529
37	22.900	28.718	51.618
38	22.926	28.687	51.613
39	22.836	28.716	51.552
40	22.858	28.757	51.615
41	22.947	28.917	51.864
42	57.376	28.969	01:26.345

YOUR COMPETITORS

Pos	Driver	Kart	Best S1	Best S2	Best Lap	Gap
1	8 Team BRD .	8	22.752	28.275	51.125	+00.000
2	15 The Dutch Value .	15	22.912	28.344	51.273	+07.966
3	10 BlueStar Racing Team .	10	22.796	28.390	51.289	+13.744
4	5 Hussarya Poland 2 .	5	22.815	28.493	51.409	+37.322
5	20 Traxis Belgium 1 .	20	22.821	28.415	51.332	+37.613
6	3 Racing Center Team Poland .	3	22.813	28.447	51.384	+43.082
7	24 BlueStar JR team .	24	22.876	28.407	51.382	+45.222
8	26 Hyssarya MG Racing .	26	22.909	28.507	51.459	+50.048
9	21 Hussarya Poland 1 .	21	22.824	28.384	51.386	+01:08.881
10	14 WRT Lübeck e.V .	14	22.853	28.467	51.400	+1 LAP
11	1 Hussarya Poland 3 .	1	22.852	28.411	51.391	+1 LAP
12	16 Karting Friends RT Poland .	16	22.722	28.405	51.179	+1 LAP
13	17 Team Soop Slovakia .	17	22.904	28.471	51.491	+1 LAP
14	7 TEAM CLICKSPEED BRASIL .	7	22.847	28.456	51.347	+1 LAP
THEORETICAL BEST LAP			22.722	28.275	50.997	

Lap	S1	S2	Lap time
43	23.053	29.160	52.213
44	57.746	29.072	01:26.818
45	23.169	29.075	52.244
46	23.215	28.913	52.128
47	23.241	28.929	52.170
48	23.120	28.796	51.916
49	23.146	28.815	51.961
50	23.101	28.887	51.988
51	23.169	28.913	52.082
52	23.125	28.834	51.959
53	23.148	28.763	51.911
54	23.123	28.802	51.925
55	23.132	28.801	51.933
56	23.147	28.825	51.972
57	23.127	28.765	51.892
58	23.105	28.796	51.901
59	23.098	28.933	52.031
60	23.146	28.783	51.929
61	23.089	28.853	51.942
62	23.135	29.787	52.922
63	23.210	28.841	52.051
64	23.082	28.843	51.925
65	23.060	28.882	51.942
66	23.151	28.770	51.921
67	23.042	28.828	51.870
68	23.065	28.720	51.785
69	23.075	28.737	51.812
70	23.050	28.701	51.751
71	23.010	28.747	51.757
72	23.159	28.852	52.011
73	24.468	28.745	53.213
74	22.988	28.781	51.769
75	23.074	28.713	51.787
76	23.016	28.793	51.809
77	23.058	28.814	51.872
78	23.112	28.641	51.753
79	23.030	28.749	51.779
80	23.054	28.663	51.717
81	22.999	28.708	51.707
82	23.011	28.730	51.741
83	23.034	28.772	51.806
84	22.985	28.702	51.687
85	22.963	28.677	51.640
86	23.043	28.710	51.753
87	22.985	28.655	51.640
88	22.967	28.719	51.686
89	22.969	29.156	52.125
90	57.476	29.160	01:26.636
91	57.232	29.223	01:26.455
92	23.167	28.937	52.104
93	23.010	28.598	51.608
94	23.003	28.744	51.747
95	23.010	28.666	51.676
96	22.989	28.639	51.628
97	23.229	29.067	52.296
98	23.133	28.701	51.834
99	23.069	28.813	51.882
100	23.028	28.692	51.720
101	23.021	28.760	51.781
102	23.020	28.674	51.694
103	23.013	28.747	51.760
104	22.983	28.796	51.779
105	23.529	28.704	52.233
106	22.996	28.559	51.555
107	22.980	28.738	51.718
108	22.986	28.759	51.745

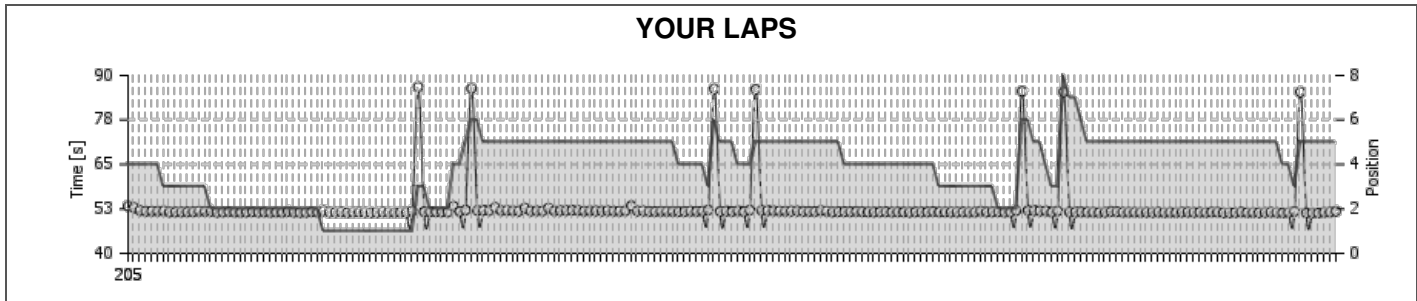
Lap	S1	S2	Lap time
109	22.943	28.693	51.636
110	22.961	28.663	51.624
111	22.920	28.760	51.680
112	22.947	28.890	51.837
113	22.940	28.773	51.713
114	22.982	28.665	51.647
115	22.932	28.598	51.530
116	22.900	28.919	51.819
117	22.944	28.672	51.616
118	22.982	28.876	51.858
119	23.138	28.928	52.066
120	22.939	28.823	51.762
121	23.050	28.678	51.728
122	23.058	28.691	51.749
123	23.027	28.684	51.711
124	22.962	28.708	51.670
125	23.076	28.794	51.870
126	22.924	28.680	51.604
127	22.974	28.700	51.674
128	22.886	29.019	51.905
129	57.491	28.752	01:26.243
130	23.008	28.643	51.651
131	22.842	28.612	51.454
132	22.950	28.493	51.443
133	22.962	28.726	51.688
134	22.934	28.632	51.566
135	22.909	28.642	51.551
136	22.874	28.600	51.474
137	22.864	28.710	51.574
138	22.933	28.686	51.619
139	22.875	28.835	51.710
140	23.006	28.660	51.666
141	22.933	28.649	51.582
142	22.956	28.639	51.595
143	22.915	28.648	51.563
144	22.904	28.671	51.575
145	22.958	28.700	51.658
146	22.860	28.639	51.499
147	22.862	28.619	51.481
148	22.915	28.650	51.565
149	22.836	28.637	51.473
150	22.893	28.608	51.501
151	22.980	29.007	51.987
152	57.489	28.699	01:26.188
153	22.873	28.609	51.482
154	22.891	28.711	51.602
155	22.870	28.636	51.506
156	22.907	28.651	51.558
157	22.916	28.622	51.538
158	22.877	28.633	51.510
159	22.917	28.609	51.526
160	22.934	28.700	51.634
161	22.913	28.580	51.493
162	22.826	28.661	51.487
163	22.882	28.643	51.525
164	22.857	28.659	51.516
165	22.825	28.601	51.426
166	22.871	28.736	51.607
167	22.866	28.665	51.531
168	22.862	28.635	51.497
169	22.854	28.679	51.533
170	22.857	28.701	51.558
171	22.856	28.804	51.660
172	22.830	28.643	51.473
173	22.937	28.595	51.532
174	22.902	28.695	51.597

Lap	S1	S2	Lap time
175	22.956	28.702	51.658
176	22.904	28.657	51.561
177	22.927	28.601	51.528
178	22.870	28.658	51.528
179	22.882	28.672	51.554
180	22.855	28.607	51.462
181	22.869	28.665	51.534
182	22.907	28.631	51.538
183	22.886	28.583	51.469
184	22.898	28.653	51.551
185	22.815	28.594	51.409
186	22.957	28.616	51.573
187	22.955	28.660	51.615
188	22.893	28.698	51.591
189	22.861	28.656	51.517
190	22.913	28.652	51.565
191	22.886	28.721	51.607
192	22.866	28.586	51.452
193	22.879	28.687	51.566
194	22.918	28.644	51.562
195	22.912	28.655	51.567
196	23.014	28.630	51.644
197	22.932	28.640	51.572
198	22.864	28.627	51.491
199	22.937	28.935	51.872
200	56.646	28.677	01:25.323
201	22.883	28.549	51.432
202	22.853	28.565	51.418
203	22.855	28.637	51.492
204	23.029	28.570	51.599
205	23.289	28.591	51.880
IDEAL	22.815	28.493	51.308

TRACK RECORDS

TOP DNIA			TOP TYGODNIA			TOP MIESIĄCA			TOP KONFIGURACJI			TOP KOBIET		
#	Driver	Lap	#	Driver	Lap	#	Driver	Lap	#	Driver	Lap	#	Driver	Lap
1	1 Boutens Ruben .	49.495	1	1 Boutens Ruben .	49.495	1	1 Boutens Ruben .	49.495	1	1 Boutens Ruben .	49.495	1	PALECZKA E.	52.523
2	137 puyato opnithi .	49.692	2	Romano Franssen .	49.511	2	Romano Franssen .	49.511	2	Romano Franssen .	49.511	2	MOTZ M.	54.835
3	19 Ryndzionek Michal .	49.739	3	Jakub Kłęk .	49.527	3	Jakub Kłęk .	49.527	3	Jakub Kłęk .	49.527	3	VERSCHOOR T.	55.332
4	50 Laube Tobias .	49.742	4	Jakub Olechowski .	49.614	4	Jakub Olechowski .	49.614	4	Jakub Olechowski .	49.614	4	PRUCNAL K.	55.502
5	179 Balneger Selina .	49.746	5	Mateusz Bartsch .	49.619	5	Mateusz Bartsch .	49.619	5	Mateusz Bartsch .	49.619	5	PRUCNAL K.	55.704
6	143 Kolodziej Pawel .	49.778	6	137 puyato opnithi .	49.692	6	137 puyato opnithi .	49.692	6	137 puyato opnithi .	49.692	6	PILAT K.	55.739
7	191 van Dijk Thom .	49.784	7	19 Ryndzionek Michal .	49.739	7	19 Ryndzionek Michal .	49.739	7	19 Ryndzionek Michal .	49.739	7	---	00.000
8	17 Douven Christian .	49.809	8	50 Laube Tobias .	49.742	8	50 Laube Tobias .	49.742	8	50 Laube Tobias .	49.742	8	---	00.000
9	97 Stolk Lorenzo .	49.810	9	179 Balneger Selina .	49.746	9	179 Balneger Selina .	49.746	9	179 Balneger Selina .	49.746	9	---	00.000
10	198 Pel Artur .	49.810	10	Erik Berggren .	49.762	10	Erik Berggren .	49.762	10	Erik Berggren .	49.762	10	---	00.000

Position	Kart	Best Lap	Date
5	20 Traxxis Belgium 1	51.332	22-07-2018



YOUR RESULTS

Lap	S1	S2	Lap time
1	24.240	29.055	53.295
2	23.208	29.659	52.867
3	23.213	28.811	52.024
4	23.194	28.630	51.824
5	23.055	28.790	51.845
6	23.088	28.765	51.853
7	23.299	28.633	51.932
8	23.082	28.537	51.619
9	23.052	28.597	51.649
10	23.111	28.518	51.629
11	23.169	28.491	51.660
12	23.149	28.520	51.669
13	23.143	28.692	51.835
14	23.088	28.716	51.804
15	23.372	28.487	51.859
16	23.010	28.525	51.535
17	23.043	28.580	51.623
18	23.118	28.628	51.746
19	23.075	28.496	51.571
20	22.998	28.534	51.532
21	23.144	28.486	51.630
22	23.177	28.548	51.725
23	23.107	28.473	51.580
24	23.131	28.509	51.640
25	23.059	28.436	51.495
26	23.088	28.513	51.601
27	23.060	28.474	51.534
28	23.204	28.631	51.835
29	23.123	28.454	51.577
30	22.984	28.478	51.462
31	23.060	28.415	51.475
32	23.235	28.488	51.723
33	23.022	28.533	51.555
34	23.476	28.527	52.003
35	23.059	28.500	51.559
36	23.005	28.508	51.513
37	23.100	28.522	51.622
38	22.984	28.416	51.400
39	23.065	28.471	51.536
40	22.980	28.615	51.595
41	22.978	28.544	51.522
42	22.991	28.445	51.436

YOUR COMPETITORS

Pos	Driver	Kart	Best S1	Best S2	Best Lap	Gap
1	8 Team BRD .	8	22.752	28.275	51.125	+00.000
2	15 The Dutch Value .	15	22.912	28.344	51.273	+07.966
3	10 BlueStar Racing Team .	10	22.796	28.390	51.289	+13.744
4	5 Hussarya Poland 2 .	5	22.815	28.493	51.409	+37.322
5	20 Traxxis Belgium 1 .	20	22.821	28.415	51.332	+37.613
6	3 Racing Center Team Poland .	3	22.813	28.447	51.384	+43.082
7	24 BlueStar JR team .	24	22.876	28.407	51.382	+45.222
8	26 Hyssarya MG Racing .	26	22.909	28.507	51.459	+50.048
9	21 Hussarya Poland 1 .	21	22.824	28.384	51.386	+01:08.881
10	14 WRT Lübeck e.V .	14	22.853	28.467	51.400	+1 LAP
11	1 Hussarya Poland 3 .	1	22.852	28.411	51.391	+1 LAP
12	16 Karting Friends RT Poland .	16	22.722	28.405	51.179	+1 LAP
13	17 Team Soop Slovakia .	17	22.904	28.471	51.491	+1 LAP
14	7 TEAM CLICKSPEED BRASIL .	7	22.847	28.456	51.347	+1 LAP
THEORETICAL BEST LAP			22.722	28.275	50.997	

Lap	S1	S2	Lap time
43	23.000	28.447	51.447
44	22.969	28.631	51.600
45	23.057	28.438	51.495
46	22.981	28.468	51.449
47	23.005	28.491	51.496
48	23.012	28.485	51.497
49	23.016	28.881	51.897
50	58.150	28.589	01:26.739
51	23.096	28.583	51.679
52	23.099	28.591	51.690
53	23.090	28.607	51.697
54	23.149	28.529	51.678
55	23.106	28.528	51.634
56	24.553	28.649	53.202
57	23.176	28.606	51.782
58	23.125	29.050	52.175
59	57.389	28.949	01:26.338
60	23.176	28.878	52.054
61	23.162	28.938	52.100
62	23.160	28.888	52.048
63	24.085	28.815	52.900
64	23.226	28.770	51.996
65	23.228	28.813	52.041
66	23.152	28.808	51.960
67	23.088	28.798	51.886
68	23.781	28.948	52.729
69	23.145	28.761	51.906
70	23.144	28.810	51.954
71	23.154	28.752	51.906
72	23.204	29.504	52.708
73	23.171	28.745	51.916
74	23.119	28.907	52.026
75	23.151	28.892	52.043
76	23.194	28.936	52.130
77	23.163	28.892	52.055
78	23.148	28.712	51.860
79	23.135	28.820	51.955
80	23.184	28.777	51.961
81	23.181	28.728	51.909
82	23.092	28.878	51.970
83	23.136	28.749	51.885
84	23.065	28.763	51.828
85	23.136	28.824	51.960
86	24.505	28.893	53.398
87	23.139	28.800	51.939
88	23.176	28.762	51.938
89	23.074	28.712	51.786
90	23.092	28.667	51.759
91	23.086	28.732	51.818
92	23.097	28.711	51.808
93	23.075	28.731	51.806
94	23.058	28.715	51.773
95	23.104	28.661	51.765
96	23.084	28.788	51.872
97	23.065	28.715	51.780
98	23.107	28.742	51.849
99	23.104	29.106	52.210
100	57.455	28.805	01:26.260
101	23.066	28.734	51.800
102	23.116	28.748	51.864
103	23.081	28.679	51.760
104	23.070	28.888	51.958
105	23.082	28.658	51.740
106	23.060	29.122	52.182
107	57.091	29.007	01:26.098
108	23.251	28.804	52.055

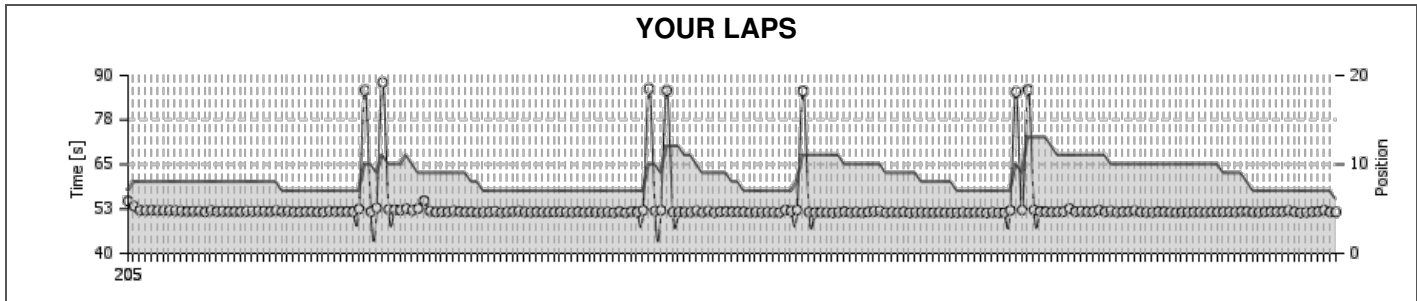
Lap	S1	S2	Lap time
109	23.222	28.747	51.969
110	23.085	28.867	51.952
111	23.052	28.835	51.887
112	23.102	28.749	51.851
113	23.106	28.804	51.910
114	23.100	28.834	51.934
115	23.062	28.747	51.809
116	23.183	28.597	51.780
117	23.100	28.654	51.754
118	23.039	28.987	52.026
119	23.131	28.707	51.838
120	22.984	28.668	51.652
121	23.036	28.703	51.739
122	22.982	28.748	51.730
123	23.014	28.686	51.700
124	23.007	28.784	51.791
125	23.059	28.661	51.720
126	22.979	28.643	51.622
127	22.943	28.690	51.633
128	23.004	28.660	51.664
129	23.014	28.684	51.698
130	22.955	28.633	51.588
131	22.986	28.656	51.642
132	22.988	28.649	51.637
133	22.972	28.600	51.572
134	23.066	28.605	51.671
135	22.878	28.746	51.624
136	22.930	28.712	51.642
137	23.044	28.709	51.753
138	22.943	28.677	51.620
139	22.941	28.682	51.623
140	22.961	28.656	51.617
141	22.947	28.655	51.602
142	22.943	28.704	51.647
143	22.903	28.648	51.551
144	22.893	28.677	51.570
145	22.995	28.887	51.882
146	22.929	28.717	51.646
147	22.950	28.715	51.665
148	22.980	28.727	51.707
149	22.914	28.634	51.548
150	22.972	28.639	51.611
151	22.912	29.117	52.029
152	56.839	28.750	01:25.589
153	23.002	29.073	52.075
154	23.158	28.840	51.998
155	23.064	28.829	51.893
156	23.053	28.880	51.933
157	22.935	28.626	51.561
158	22.987	28.934	51.921
159	56.728	28.648	01:25.376
160	23.038	28.554	51.592
161	22.957	28.595	51.552
162	22.936	28.696	51.632
163	22.957	28.612	51.569
164	22.917	28.641	51.558
165	22.884	28.586	51.470
166	22.997	28.563	51.560
167	23.023	28.786	51.809
168	22.988	28.711	51.699
169	22.852	28.698	51.550
170	22.920	28.628	51.548
171	22.939	28.608	51.547
172	22.852	28.640	51.492
173	22.918	28.635	51.553
174	22.866	28.622	51.488

Lap	S1	S2	Lap time
175	23.038	28.547	51.585
176	22.909	28.524	51.433
177	22.858	28.647	51.505
178	22.871	28.587	51.458
179	22.996	28.612	51.608
180	22.888	28.701	51.589
181	22.844	28.656	51.500
182	22.924	28.621	51.545
183	22.911	28.538	51.449
184	23.009	28.594	51.603
185	22.886	28.697	51.583
186	22.875	28.538	51.413
187	22.892	28.524	51.416
188	22.882	28.567	51.449
189	22.903	28.709	51.612
190	22.838	28.595	51.433
191	22.893	28.565	51.458
192	22.944	28.504	51.448
193	22.952	28.547	51.499
194	22.951	28.627	51.578
195	22.893	28.571	51.464
196	22.854	28.518	51.372
197	22.884	28.557	51.441
198	22.926	28.885	51.811
199	56.848	28.498	01:25.346
200	22.878	28.490	51.368
201	22.846	28.527	51.373
202	22.821	28.511	51.332
203	22.857	28.646	51.503
204	22.960	28.626	51.586
205	23.226	28.636	51.862
IDEAL	22.821	28.415	51.236

TRACK RECORDS

TOP DNIA			TOP TYGODNIA			TOP MIESIĄCA			TOP KONFIGURACJI			TOP KOBIET		
#	Driver	Lap	#	Driver	Lap	#	Driver	Lap	#	Driver	Lap	#	Driver	Lap
1	1 Boutens Ruben .	49.495	1	1 Boutens Ruben .	49.495	1	1 Boutens Ruben .	49.495	1	1 Boutens Ruben .	49.495	1	PALECZKA E.	52.523
2	137 puyato opnithi .	49.692	2	Romano Franssen .	49.511	2	Romano Franssen .	49.511	2	Romano Franssen .	49.511	2	MOTZ M.	54.835
3	19 Ryndzionek Michal .	49.739	3	Jakub Kłęk .	49.527	3	Jakub Kłęk .	49.527	3	Jakub Kłęk .	49.527	3	VERSCHOOR T.	55.332
4	50 Laube Tobias .	49.742	4	Jakub Olechowski .	49.614	4	Jakub Olechowski .	49.614	4	Jakub Olechowski .	49.614	4	PRUCNAL K.	55.502
5	179 Balneger Selina .	49.746	5	Mateusz Bartsch .	49.619	5	Mateusz Bartsch .	49.619	5	Mateusz Bartsch .	49.619	5	PRUCNAL K.	55.704
6	143 Kolodziej Pawel .	49.778	6	137 puyato opnithi .	49.692	6	137 puyato opnithi .	49.692	6	137 puyato opnithi .	49.692	6	PILAT K.	55.739
7	191 van Dijk Thom .	49.784	7	19 Ryndzionek Michal .	49.739	7	19 Ryndzionek Michal .	49.739	7	19 Ryndzionek Michal .	49.739	7	---	00.000
8	17 Douven Christian .	49.809	8	50 Laube Tobias .	49.742	8	50 Laube Tobias .	49.742	8	50 Laube Tobias .	49.742	8	---	00.000
9	97 Stolk Lorenzo .	49.810	9	179 Balneger Selina .	49.746	9	179 Balneger Selina .	49.746	9	179 Balneger Selina .	49.746	9	---	00.000
10	198 Pel Artur .	49.810	10	Erik Berggren .	49.762	10	Erik Berggren .	49.762	10	Erik Berggren .	49.762	10	---	00.000

Position	Kart	Best Lap	Date
6	3 Racing Center Team Poland	Kart 3 51.384	22-07-2018



YOUR RESULTS

Lap	S1	S2	Lap time
1	25.420	29.340	54.760
2	24.399	28.876	53.275
3	23.279	28.808	52.087
4	23.244	28.786	52.030
5	23.228	28.922	52.150
6	23.200	28.814	52.014
7	23.240	28.795	52.035
8	23.171	28.889	52.060
9	23.194	28.812	52.006
10	23.165	28.712	51.877
11	23.157	28.647	51.804
12	23.112	28.729	51.841
13	23.089	28.805	51.894
14	23.090	28.589	51.679
15	23.350	28.687	52.037
16	23.189	28.613	51.802
17	23.103	28.730	51.833
18	23.192	28.596	51.788
19	23.107	28.668	51.775
20	23.146	28.605	51.751
21	23.086	28.798	51.884
22	23.147	28.673	51.820
23	23.122	28.777	51.899
24	23.089	28.724	51.813
25	23.107	28.670	51.777
26	23.178	28.856	52.034
27	23.148	28.656	51.804
28	23.113	28.773	51.886
29	23.090	28.596	51.686
30	23.108	28.576	51.684
31	23.186	28.586	51.772
32	23.052	28.710	51.762
33	23.078	28.580	51.658
34	23.080	28.580	51.660
35	23.173	28.735	51.908
36	23.094	28.712	51.806
37	23.131	28.665	51.796
38	23.082	28.659	51.741
39	23.084	28.646	51.730
40	23.144	29.367	52.511
41	57.076	28.790	01:25.866
42	23.045	28.655	51.700

YOUR COMPETITORS

Pos	Driver	Kart	Best S1	Best S2	Best Lap	Gap
1	8 Team BRD .	8	22.752	28.275	51.125	+00.000
2	15 The Dutch Value .	15	22.912	28.344	51.273	+07.966
3	10 BlueStar Racing Team .	10	22.796	28.390	51.289	+13.744
4	5 Hussarya Poland 2 .	5	22.815	28.493	51.409	+37.322
5	20 Traxis Belgium 1 .	20	22.821	28.415	51.332	+37.613
6	3 Racing Center Team Poland .	3	22.813	28.447	51.384	+43.082
7	24 BlueStar JR team .	24	22.876	28.407	51.382	+45.222
8	26 Hyssarya MG Racing .	26	22.909	28.507	51.459	+50.048
9	21 Hussarya Poland 1 .	21	22.824	28.384	51.386	+01:08.881
10	14 WRT Lübeck e.V .	14	22.853	28.467	51.400	+1 LAP
11	1 Hussarya Poland 3 .	1	22.852	28.411	51.391	+1 LAP
12	16 Karting Friends RT Poland .	16	22.722	28.405	51.179	+1 LAP
13	17 Team Soop Slovakia .	17	22.904	28.471	51.491	+1 LAP
14	7 TEAM CLICKSPEED BRASIL .	7	22.847	28.456	51.347	+1 LAP
THEORETICAL BEST LAP			22.722	28.275	50.997	

Lap	S1	S2	Lap time
43	23.151	29.620	52.771
44	57.283	30.697	01:27.980
45	23.122	29.221	52.343
46	23.206	29.022	52.228
47	23.117	29.009	52.126
48	23.658	28.920	52.578
49	23.090	28.940	52.030
50	23.779	28.836	52.615
51	24.796	30.036	54.832
52	23.171	28.700	51.871
53	22.999	28.637	51.636
54	22.963	28.804	51.767
55	23.012	28.661	51.673
56	23.157	28.791	51.948
57	22.970	28.795	51.765
58	23.003	28.650	51.653
59	23.049	28.666	51.715
60	22.958	28.541	51.499
61	22.967	28.636	51.603
62	22.936	28.731	51.667
63	23.142	28.679	51.821
64	22.945	28.526	51.471
65	23.011	28.600	51.611
66	22.967	28.811	51.778
67	22.979	28.939	51.918
68	22.926	28.704	51.630
69	22.966	28.599	51.565
70	23.051	28.611	51.662
71	22.993	28.574	51.567
72	22.934	28.676	51.610
73	22.977	28.676	51.653
74	22.908	28.802	51.710
75	22.954	28.651	51.605
76	22.923	28.625	51.548
77	22.962	28.751	51.713
78	22.983	28.533	51.516
79	23.113	28.565	51.678
80	22.912	28.693	51.605
81	22.962	28.587	51.549
82	23.007	28.619	51.626
83	22.883	28.551	51.434
84	23.174	28.628	51.802
85	22.954	28.462	51.416
86	23.048	28.744	51.792
87	23.015	28.629	51.644
88	22.988	29.095	52.083
89	57.368	28.883	01:26.251
90	23.089	28.807	51.896
91	23.079	29.006	52.085
92	57.000	28.750	01:25.750
93	23.115	28.489	51.604
94	23.020	28.606	51.626
95	23.064	28.531	51.595
96	22.981	28.590	51.571
97	23.154	28.815	51.969
98	22.963	28.566	51.529
99	23.115	28.821	51.936
100	22.920	28.602	51.522
101	23.009	28.752	51.761
102	23.053	28.733	51.786
103	23.109	28.588	51.697
104	22.953	28.749	51.702
105	23.010	28.697	51.707
106	22.943	28.552	51.495
107	23.096	28.529	51.625
108	22.970	28.564	51.534

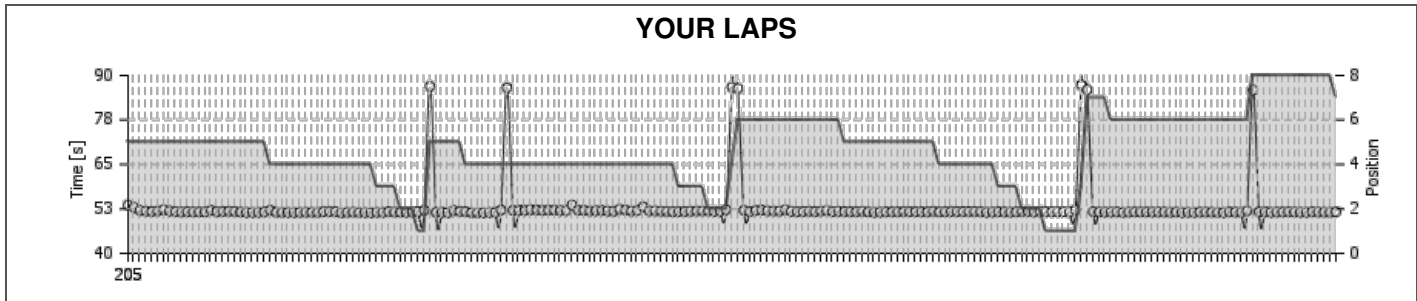
Lap	S1	S2	Lap time
109	23.050	28.537	51.587
110	22.977	28.573	51.550
111	22.931	28.514	51.445
112	23.105	29.073	52.178
113	23.269	28.649	51.918
114	23.073	29.128	52.201
115	56.901	28.684	01:25.585
116	22.924	28.639	51.563
117	22.942	28.523	51.465
118	22.912	28.628	51.540
119	22.932	28.581	51.513
120	22.900	28.528	51.428
121	22.939	28.611	51.550
122	22.970	28.774	51.744
123	22.887	28.585	51.472
124	22.965	28.657	51.622
125	22.942	28.518	51.460
126	23.020	28.643	51.663
127	23.091	28.747	51.838
128	23.185	28.699	51.884
129	22.902	28.551	51.453
130	23.040	28.558	51.598
131	22.969	28.513	51.482
132	23.081	28.630	51.711
133	22.906	28.536	51.442
134	22.949	28.578	51.527
135	23.021	28.501	51.522
136	22.944	28.532	51.476
137	22.978	28.470	51.448
138	22.913	28.634	51.547
139	22.931	28.530	51.461
140	22.871	28.584	51.455
141	22.886	28.549	51.435
142	22.903	28.654	51.557
143	22.912	28.518	51.430
144	22.966	28.548	51.514
145	22.963	28.542	51.505
146	22.856	28.528	51.384
147	22.923	28.636	51.559
148	22.885	28.535	51.420
149	22.946	28.447	51.393
150	22.992	29.090	52.082
151	56.502	28.828	01:25.330
152	22.950	29.237	52.187
153	57.056	28.932	01:25.988
154	23.318	28.883	52.201
155	23.060	28.718	51.778
156	23.003	28.719	51.722
157	22.957	28.677	51.634
158	23.032	28.688	51.720
159	22.896	28.890	51.786
160	23.743	28.870	52.613
161	23.069	28.669	51.738
162	22.932	28.896	51.828
163	22.891	28.822	51.713
164	22.922	28.815	51.737
165	22.858	29.330	52.188
166	22.995	28.695	51.690
167	23.040	28.868	51.908
168	22.920	28.656	51.576
169	22.939	28.768	51.707
170	22.957	28.815	51.772
171	22.906	29.088	51.994
172	22.899	28.755	51.654
173	22.899	28.698	51.597
174	22.844	28.685	51.529

Lap	S1	S2	Lap time
175	23.038	28.703	51.741
176	23.008	28.679	51.687
177	22.875	28.698	51.573
178	22.894	28.602	51.496
179	22.898	28.741	51.639
180	22.889	28.681	51.570
181	22.853	28.785	51.638
182	22.910	28.686	51.596
183	22.889	28.657	51.546
184	23.032	28.648	51.680
185	22.969	28.687	51.656
186	23.042	28.666	51.708
187	23.010	28.693	51.703
188	22.865	28.728	51.593
189	22.913	28.884	51.797
190	23.104	28.684	51.788
191	22.910	28.668	51.578
192	22.965	28.609	51.574
193	22.984	28.719	51.703
194	22.960	28.802	51.762
195	22.838	28.876	51.714
196	22.970	28.794	51.764
197	23.066	28.966	52.032
198	22.914	28.813	51.727
199	22.813	28.654	51.467
200	22.899	28.631	51.530
201	22.987	28.694	51.681
202	22.920	28.839	51.759
203	23.060	29.086	52.146
204	22.849	28.784	51.633
205	22.919	28.710	51.629
IDEAL	22.813	28.447	51.260

TRACK RECORDS

TOP DNIA			TOP TYGODNIA			TOP MIESIĄCA			TOP KONFIGURACJI			TOP KOBIET		
#	Driver	Lap	#	Driver	Lap	#	Driver	Lap	#	Driver	Lap	#	Driver	Lap
1	1 Boutens Ruben .	49.495	1	1 Boutens Ruben .	49.495	1	1 Boutens Ruben .	49.495	1	1 Boutens Ruben .	49.495	1	PALECZKA E.	52.523
2	137 puyato opnithi .	49.692	2	Romano Franssen .	49.511	2	Romano Franssen .	49.511	2	Romano Franssen .	49.511	2	MOTZ M.	54.835
3	19 Ryndzionek Michal .	49.739	3	Jakub Kłęk .	49.527	3	Jakub Kłęk .	49.527	3	Jakub Kłęk .	49.527	3	VERSCHOOR T.	55.332
4	50 Laube Tobias .	49.742	4	Jakub Olechowski .	49.614	4	Jakub Olechowski .	49.614	4	Jakub Olechowski .	49.614	4	PRUCNAL K.	55.502
5	179 Balneger Selina .	49.746	5	Mateusz Bartsch .	49.619	5	Mateusz Bartsch .	49.619	5	Mateusz Bartsch .	49.619	5	PRUCNAL K.	55.704
6	143 Kolodziej Pawel .	49.778	6	137 puyato opnithi .	49.692	6	137 puyato opnithi .	49.692	6	137 puyato opnithi .	49.692	6	PILAT K.	55.739
7	191 van Dijk Thom .	49.784	7	19 Ryndzionek Michal .	49.739	7	19 Ryndzionek Michal .	49.739	7	19 Ryndzionek Michal .	49.739	7	---	00.000
8	17 Douven Christian .	49.809	8	50 Laube Tobias .	49.742	8	50 Laube Tobias .	49.742	8	50 Laube Tobias .	49.742	8	---	00.000
9	97 Stolk Lorenzo .	49.810	9	179 Balneger Selina .	49.746	9	179 Balneger Selina .	49.746	9	179 Balneger Selina .	49.746	9	---	00.000
10	198 Pel Artur .	49.810	10	Erik Berggren .	49.762	10	Erik Berggren .	49.762	10	Erik Berggren .	49.762	10	---	00.000

Position	Kart	Best Lap	Date
7	24 BlueStar JR team	51.382	22-07-2018



YOUR RESULTS

Lap	S1	S2	Lap time
1	24.572	28.985	53.557
2	23.231	29.678	52.909
3	23.203	28.850	52.053
4	23.109	28.762	51.871
5	23.092	28.677	51.769
6	23.119	28.780	51.899
7	23.563	28.712	52.275
8	23.103	28.838	51.941
9	22.994	28.768	51.762
10	23.031	28.592	51.623
11	23.029	28.684	51.713
12	23.079	28.565	51.644
13	23.047	28.620	51.667
14	23.005	28.642	51.647
15	23.453	28.663	52.116
16	23.016	28.647	51.663
17	23.137	28.658	51.795
18	23.054	28.771	51.825
19	23.013	28.757	51.770
20	22.960	28.660	51.620
21	22.933	28.578	51.511
22	22.952	28.539	51.491
23	22.994	28.509	51.503
24	23.021	28.606	51.627
25	22.945	29.188	52.133
26	23.010	28.513	51.523
27	22.979	28.498	51.477
28	23.005	28.498	51.503
29	22.976	28.482	51.458
30	22.951	28.550	51.501
31	22.966	28.564	51.530
32	22.983	28.538	51.521
33	22.976	28.504	51.480
34	23.074	28.717	51.791
35	23.234	28.552	51.786
36	23.088	28.661	51.749
37	22.957	28.425	51.382
38	23.005	28.496	51.501
39	23.061	28.504	51.565
40	22.938	28.524	51.462
41	22.913	28.579	51.492
42	22.911	28.484	51.395

YOUR COMPETITORS

Pos	Driver	Kart	Best S1	Best S2	Best Lap	Gap
1	8 Team BRD .	8	22.752	28.275	51.125	+00.000
2	15 The Dutch Value .	15	22.912	28.344	51.273	+07.966
3	10 BlueStar Racing Team .	10	22.796	28.390	51.289	+13.744
4	5 Hussarya Poland 2 .	5	22.815	28.493	51.409	+37.322
5	20 Traxis Belgium 1 .	20	22.821	28.415	51.332	+37.613
6	3 Racing Center Team Poland .	3	22.813	28.447	51.384	+43.082
7	24 BlueStar JR team .	24	22.876	28.407	51.382	+45.222
8	26 Hyssarya MG Racing .	26	22.909	28.507	51.459	+50.048
9	21 Hussarya Poland 1 .	21	22.824	28.384	51.386	+01:08.881
10	14 WRT Lübeck e.V .	14	22.853	28.467	51.400	+1 LAP
11	1 Hussarya Poland 3 .	1	22.852	28.411	51.391	+1 LAP
12	16 Karting Friends RT Poland .	16	22.722	28.405	51.179	+1 LAP
13	17 Team Soop Slovakia .	17	22.904	28.471	51.491	+1 LAP
14	7 TEAM CLICKSPEED BRASIL .	7	22.847	28.456	51.347	+1 LAP
THEORETICAL BEST LAP			22.722	28.275	50.997	

Lap	S1	S2	Lap time
43	22.995	28.517	51.512
44	22.974	28.495	51.469
45	23.014	28.736	51.750
46	23.036	28.531	51.567
47	23.020	28.582	51.602
48	23.030	28.515	51.545
49	22.979	28.612	51.591
50	23.020	28.679	51.699
51	23.008	29.110	52.118
52	58.140	28.836	01:26.976
53	23.009	28.499	51.508
54	22.971	28.553	51.524
55	22.999	28.407	51.406
56	23.396	28.644	52.040
57	23.195	28.615	51.810
58	23.131	28.610	51.741
59	22.978	28.458	51.436
60	22.961	28.437	51.398
61	22.974	28.444	51.418
62	22.933	28.548	51.481
63	22.988	28.490	51.478
64	23.048	29.152	52.200
65	57.405	29.142	01:26.547
66	23.294	28.811	52.105
67	23.217	28.862	52.079
68	23.292	28.779	52.071
69	23.283	29.000	52.283
70	23.428	28.786	52.214
71	23.231	28.846	52.077
72	23.304	28.871	52.175
73	23.243	28.939	52.182
74	23.296	28.743	52.039
75	23.203	28.828	52.031
76	23.125	30.431	53.556
77	23.283	28.847	52.130
78	23.197	28.902	52.099
79	23.134	28.772	51.906
80	23.180	28.828	52.008
81	23.372	28.712	52.084
82	23.102	28.779	51.881
83	23.102	28.717	51.819
84	23.162	29.242	52.404
85	23.255	28.949	52.204
86	23.103	28.767	51.870
87	23.221	28.868	52.089
88	24.262	28.844	53.106
89	23.164	28.779	51.943
90	23.133	28.806	51.939
91	23.162	28.677	51.839
92	23.176	28.600	51.776
93	23.108	28.626	51.734
94	23.052	28.730	51.782
95	23.095	28.664	51.759
96	23.100	28.741	51.841
97	23.097	28.809	51.906
98	23.186	28.708	51.894
99	23.177	28.749	51.926
100	23.182	28.645	51.827
101	23.211	28.651	51.862
102	23.083	29.193	52.276
103	57.151	29.558	01:26.709
104	57.490	28.817	01:26.307
105	23.179	28.928	52.107
106	23.066	28.682	51.748
107	23.094	28.988	52.082
108	23.288	28.914	52.202

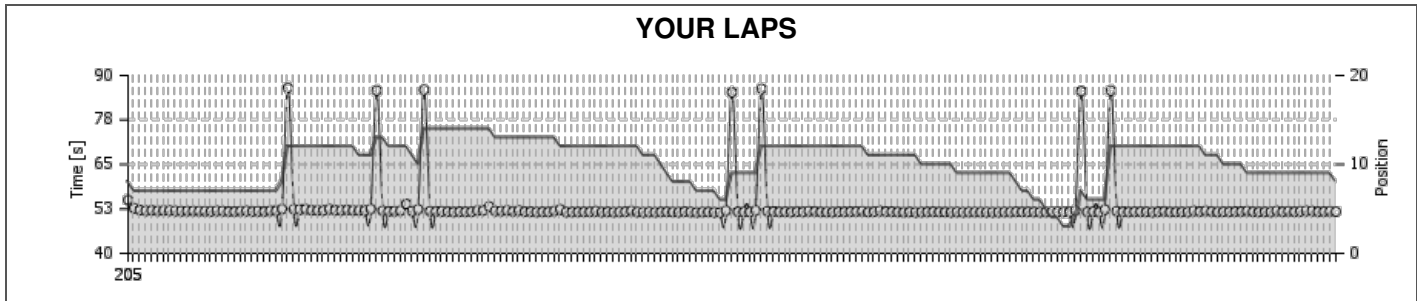
Lap	S1	S2	Lap time
109	23.172	28.755	51.927
110	23.114	28.788	51.902
111	23.139	28.726	51.865
112	23.099	29.154	52.253
113	23.050	28.775	51.825
114	23.038	28.682	51.720
115	23.000	28.763	51.763
116	23.082	28.772	51.854
117	23.038	28.699	51.737
118	23.028	28.842	51.870
119	23.178	28.835	52.013
120	22.972	28.768	51.740
121	23.049	28.783	51.832
122	23.048	28.698	51.746
123	23.063	28.642	51.705
124	23.014	28.710	51.724
125	23.035	28.791	51.826
126	22.939	28.732	51.671
127	22.926	28.607	51.533
128	22.967	28.601	51.568
129	22.977	28.702	51.679
130	23.006	28.667	51.673
131	22.995	28.690	51.685
132	23.011	28.774	51.785
133	23.065	28.687	51.752
134	22.979	28.747	51.726
135	23.061	28.636	51.697
136	22.985	28.669	51.654
137	23.099	28.729	51.828
138	22.987	28.675	51.662
139	23.011	28.724	51.735
140	22.979	28.831	51.810
141	23.056	28.690	51.746
142	23.023	28.728	51.751
143	22.973	28.776	51.749
144	23.052	28.708	51.760
145	23.119	28.617	51.736
146	23.002	28.547	51.549
147	23.031	28.580	51.611
148	23.023	28.703	51.726
149	22.996	28.648	51.644
150	22.995	28.549	51.544
151	23.004	28.675	51.679
152	23.085	28.704	51.789
153	23.069	28.781	51.850
154	23.022	28.601	51.623
155	23.119	28.695	51.814
156	23.002	28.706	51.708
157	23.053	28.663	51.716
158	23.123	28.577	51.700
159	23.081	28.669	51.750
160	23.024	28.603	51.627
161	23.049	29.125	52.174
162	57.446	29.869	01:27.315
163	57.173	28.782	01:25.955
164	22.974	28.761	51.735
165	22.987	28.643	51.630
166	22.970	28.649	51.619
167	23.021	28.584	51.605
168	22.966	28.701	51.667
169	22.920	28.560	51.480
170	22.954	28.631	51.585
171	23.026	28.648	51.674
172	22.997	28.649	51.646
173	22.955	28.721	51.676
174	22.960	28.649	51.609

Lap	S1	S2	Lap time
175	22.935	28.682	51.617
176	23.014	28.601	51.615
177	22.983	28.527	51.510
178	22.960	28.655	51.615
179	22.915	28.562	51.477
180	22.937	28.601	51.538
181	22.928	28.536	51.464
182	22.952	28.642	51.594
183	22.971	28.614	51.585
184	22.935	28.619	51.554
185	22.895	28.575	51.470
186	22.880	28.580	51.460
187	22.954	28.725	51.679
188	22.912	28.678	51.590
189	22.886	28.587	51.473
190	22.938	29.012	51.950
191	57.302	28.638	01:25.940
192	22.893	28.798	51.691
193	22.965	28.672	51.637
194	22.919	28.605	51.524
195	22.946	28.664	51.610
196	22.988	28.646	51.634
197	22.964	28.737	51.701
198	22.976	28.645	51.621
199	22.948	28.628	51.576
200	22.876	28.646	51.522
201	22.965	28.725	51.690
202	22.938	28.639	51.577
203	22.877	28.674	51.551
204	22.905	28.615	51.520
205	22.967	28.749	51.716
IDEAL	22.876	28.407	51.283

TRACK RECORDS

TOP DNIA			TOP TYGODNIA			TOP MIESIĄCA			TOP KONFIGURACJI			TOP KOBIET		
#	Driver	Lap	#	Driver	Lap	#	Driver	Lap	#	Driver	Lap	#	Driver	Lap
1	1 Boutens Ruben .	49.495	1	1 Boutens Ruben .	49.495	1	1 Boutens Ruben .	49.495	1	1 Boutens Ruben .	49.495	1	PALECZKA E.	52.523
2	137 puyato opnithi .	49.692	2	Romano Franssen .	49.511	2	Romano Franssen .	49.511	2	Romano Franssen .	49.511	2	MOTZ M.	54.835
3	19 Ryndzionek Michal .	49.739	3	Jakub Kłęk .	49.527	3	Jakub Kłęk .	49.527	3	Jakub Kłęk .	49.527	3	VERSCHOOR T.	55.332
4	50 Laube Tobias .	49.742	4	Jakub Olechowski .	49.614	4	Jakub Olechowski .	49.614	4	Jakub Olechowski .	49.614	4	PRUCNAL K.	55.502
5	179 Balneger Selina .	49.746	5	Mateusz Bartsch .	49.619	5	Mateusz Bartsch .	49.619	5	Mateusz Bartsch .	49.619	5	PRUCNAL K.	55.704
6	143 Kolodziej Pawel .	49.778	6	137 puyato opnithi .	49.692	6	137 puyato opnithi .	49.692	6	137 puyato opnithi .	49.692	6	PILAT K.	55.739
7	191 van Dijk Thom .	49.784	7	19 Ryndzionek Michal .	49.739	7	19 Ryndzionek Michal .	49.739	7	19 Ryndzionek Michal .	49.739	7	---	00.000
8	17 Douven Christian .	49.809	8	50 Laube Tobias .	49.742	8	50 Laube Tobias .	49.742	8	50 Laube Tobias .	49.742	8	---	00.000
9	97 Stolk Lorenzo .	49.810	9	179 Balneger Selina .	49.746	9	179 Balneger Selina .	49.746	9	179 Balneger Selina .	49.746	9	---	00.000
10	198 Pel Artur .	49.810	10	Erik Berggren .	49.762	10	Erik Berggren .	49.762	10	Erik Berggren .	49.762	10	---	00.000

Position	Kart	Best Lap	Date
8	26 Hyssarya MG Racing	51.459	22-07-2018



YOUR RESULTS

Lap	S1	S2	Lap time
1	25.793	29.201	54.994
2	23.771	28.925	52.696
3	23.270	28.886	52.156
4	23.222	28.739	51.961
5	23.226	28.855	52.081
6	23.185	28.744	51.929
7	23.275	28.754	52.029
8	23.167	28.861	52.028
9	23.206	28.716	51.922
10	23.135	28.709	51.844
11	23.169	28.725	51.894
12	23.133	28.759	51.892
13	23.145	28.712	51.857
14	23.167	28.666	51.833
15	23.143	28.673	51.816
16	23.215	28.731	51.946
17	23.155	28.705	51.860
18	23.166	28.599	51.765
19	23.159	28.598	51.757
20	23.149	28.719	51.868
21	23.155	28.788	51.943
22	23.147	28.658	51.805
23	23.141	28.676	51.817
24	23.152	28.628	51.780
25	23.118	28.824	51.942
26	23.161	28.777	51.938
27	23.150	29.286	52.436
28	57.133	29.417	01:26.550
29	23.296	29.074	52.370
30	23.261	28.995	52.256
31	23.315	29.087	52.402
32	23.156	28.941	52.097
33	23.149	28.906	52.055
34	23.131	28.950	52.081
35	23.296	29.130	52.426
36	23.190	28.904	52.094
37	23.176	28.880	52.056
38	23.167	29.053	52.220
39	23.115	28.919	52.034
40	23.204	28.827	52.031
41	23.198	28.850	52.048
42	23.162	29.276	52.438

YOUR COMPETITORS

Pos	Driver	Kart	Best S1	Best S2	Best Lap	Gap
1	8 Team BRD .	8	22.752	28.275	51.125	+00.000
2	15 The Dutch Value .	15	22.912	28.344	51.273	+07.966
3	10 BlueStar Racing Team .	10	22.796	28.390	51.289	+13.744
4	5 Hussarya Poland 2 .	5	22.815	28.493	51.409	+37.322
5	20 Traxis Belgium 1 .	20	22.821	28.415	51.332	+37.613
6	3 Racing Center Team Poland .	3	22.813	28.447	51.384	+43.082
7	24 BlueStar JR team .	24	22.876	28.407	51.382	+45.222
8	26 Hyssarya MG Racing .	26	22.909	28.507	51.459	+50.048
9	21 Hussarya Poland 1 .	21	22.824	28.384	51.386	+01:08.881
10	14 WRT Lübeck e.V .	14	22.853	28.467	51.400	+1 LAP
11	1 Hussarya Poland 3 .	1	22.852	28.411	51.391	+1 LAP
12	16 Karting Friends RT Poland .	16	22.722	28.405	51.179	+1 LAP
13	17 Team Soop Slovakia .	17	22.904	28.471	51.491	+1 LAP
14	7 TEAM CLICKSPEED BRASIL .	7	22.847	28.456	51.347	+1 LAP
THEORETICAL BEST LAP			22.722	28.275	50.997	

Lap	S1	S2	Lap time
43	56.925	28.817	01:25.742
44	23.107	28.844	51.951
45	23.119	28.667	51.786
46	23.185	28.649	51.834
47	23.193	28.772	51.965
48	23.905	30.007	53.912
49	23.160	28.674	51.834
50	23.070	29.293	52.363
51	57.071	28.868	01:25.939
52	23.119	28.715	51.834
53	23.158	28.644	51.802
54	23.060	28.755	51.815
55	23.089	28.687	51.776
56	23.033	28.599	51.632
57	22.997	28.739	51.736
58	23.041	28.649	51.690
59	23.080	28.640	51.720
60	23.090	28.923	52.013
61	23.145	28.940	52.085
62	23.489	29.651	53.140
63	23.323	28.573	51.896
64	23.123	28.748	51.871
65	23.151	28.889	52.040
66	23.084	28.726	51.810
67	23.278	28.759	52.037
68	23.015	28.729	51.744
69	23.022	28.698	51.720
70	22.970	28.621	51.591
71	23.057	28.623	51.680
72	23.024	28.630	51.654
73	23.093	28.820	51.913
74	23.696	28.657	52.353
75	23.044	28.543	51.587
76	22.987	28.644	51.631
77	23.011	28.635	51.646
78	23.050	28.621	51.671
79	22.989	28.695	51.684
80	23.098	28.779	51.877
81	23.036	28.569	51.605
82	23.032	28.648	51.680
83	22.951	28.610	51.561
84	22.993	28.636	51.629
85	23.085	28.646	51.731
86	23.338	28.583	51.921
87	23.069	28.555	51.624
88	23.013	28.532	51.545
89	23.054	28.563	51.617
90	23.015	28.511	51.526
91	22.964	28.683	51.647
92	23.033	28.659	51.692
93	22.984	28.627	51.611
94	23.017	28.567	51.584
95	23.032	28.713	51.745
96	23.096	28.515	51.611
97	22.966	28.517	51.483
98	23.037	28.556	51.593
99	23.031	28.618	51.649
100	22.973	28.568	51.541
101	22.952	28.507	51.459
102	23.058	28.935	51.993
103	56.721	28.549	01:25.270
104	23.043	28.634	51.677
105	23.067	28.556	51.623
106	23.108	28.538	51.646
107	22.985	29.061	52.046
108	57.306	28.932	01:26.238

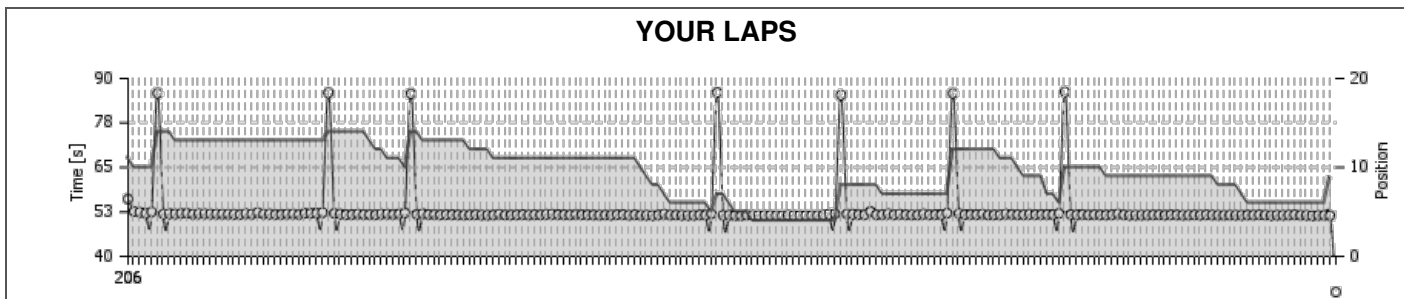
Lap	S1	S2	Lap time
109	23.123	28.692	51.815
110	23.042	28.699	51.741
111	23.016	28.646	51.662
112	22.974	28.751	51.725
113	22.973	28.680	51.653
114	23.034	28.751	51.785
115	23.006	28.657	51.663
116	23.090	28.740	51.830
117	23.099	28.693	51.792
118	23.006	28.641	51.647
119	22.989	28.621	51.610
120	23.038	28.593	51.631
121	23.056	28.668	51.724
122	23.024	28.665	51.689
123	23.025	28.704	51.729
124	23.050	28.710	51.760
125	23.063	28.763	51.826
126	23.063	28.572	51.635
127	22.998	28.758	51.756
128	23.079	28.844	51.923
129	23.084	28.667	51.751
130	23.068	28.664	51.732
131	23.008	28.625	51.633
132	23.002	28.534	51.536
133	23.030	28.651	51.681
134	23.007	28.515	51.522
135	23.006	28.584	51.590
136	23.011	28.646	51.657
137	23.043	28.673	51.716
138	23.089	28.560	51.649
139	23.042	28.596	51.638
140	22.994	28.574	51.568
141	22.984	28.641	51.625
142	22.962	28.576	51.538
143	22.997	28.596	51.593
144	22.980	28.614	51.594
145	23.004	28.585	51.589
146	22.951	28.635	51.586
147	22.990	28.568	51.558
148	23.018	28.538	51.556
149	22.952	28.660	51.612
150	22.991	28.600	51.591
151	23.011	28.722	51.733
152	23.028	28.655	51.683
153	22.958	28.749	51.707
154	23.028	28.629	51.657
155	22.991	28.566	51.557
156	22.966	28.636	51.602
157	22.990	28.638	51.628
158	23.014	28.695	51.709
159	22.986	28.673	51.659
160	22.989	28.651	51.640
161	22.946	29.061	52.007
162	56.824	28.727	01:25.551
163	23.006	28.592	51.598
164	23.031	28.689	51.720
165	23.009	28.546	51.555
166	23.083	29.212	52.295
167	56.809	28.922	01:25.731
168	23.016	28.804	51.820
169	22.992	28.669	51.661
170	22.994	28.639	51.633
171	23.037	28.688	51.725
172	23.025	28.710	51.735
173	23.075	28.637	51.712
174	22.982	28.585	51.567

Lap	S1	S2	Lap time
175	23.138	28.576	51.714
176	23.020	28.790	51.810
177	22.979	28.654	51.633
178	23.019	28.642	51.661
179	23.102	28.590	51.692
180	22.962	28.656	51.618
181	23.048	28.872	51.920
182	23.049	28.691	51.740
183	23.268	28.666	51.934
184	23.207	28.565	51.772
185	22.926	28.682	51.608
186	23.073	28.684	51.757
187	22.985	28.717	51.702
188	22.955	28.801	51.756
189	23.068	28.679	51.747
190	22.993	28.897	51.890
191	23.023	28.693	51.716
192	22.969	28.711	51.680
193	23.010	28.686	51.696
194	22.956	28.653	51.609
195	23.009	28.909	51.918
196	22.909	28.778	51.687
197	23.082	28.730	51.812
198	22.976	28.743	51.719
199	23.085	28.739	51.824
200	23.040	28.900	51.940
201	23.182	28.697	51.879
202	23.012	28.694	51.706
203	23.020	28.731	51.751
204	23.055	28.762	51.817
205	23.015	28.729	51.744
IDEAL	22.909	28.507	51.416

TRACK RECORDS

TOP DNIA			TOP TYGODNIA			TOP MIESIĄCA			TOP KONFIGURACJI			TOP KOBIET		
#	Driver	Lap	#	Driver	Lap	#	Driver	Lap	#	Driver	Lap	#	Driver	Lap
1	1 Boutens Ruben .	49.495	1	1 Boutens Ruben .	49.495	1	1 Boutens Ruben .	49.495	1	1 Boutens Ruben .	49.495	1	PALECZKA E.	52.523
2	137 puyato opnithi .	49.692	2	Romano Franssen .	49.511	2	Romano Franssen .	49.511	2	Romano Franssen .	49.511	2	MOTZ M.	54.835
3	19 Ryndzionek Michal .	49.739	3	Jakub Kłęk .	49.527	3	Jakub Kłęk .	49.527	3	Jakub Kłęk .	49.527	3	VERSCHOOR T.	55.332
4	50 Laube Tobias .	49.742	4	Jakub Olechowski .	49.614	4	Jakub Olechowski .	49.614	4	Jakub Olechowski .	49.614	4	PRUCNAL K.	55.502
5	179 Balneger Selina .	49.746	5	Mateusz Bartsch .	49.619	5	Mateusz Bartsch .	49.619	5	Mateusz Bartsch .	49.619	5	PRUCNAL K.	55.704
6	143 Kolodziej Pawel .	49.778	6	137 puyato opnithi .	49.692	6	137 puyato opnithi .	49.692	6	137 puyato opnithi .	49.692	6	PILAT K.	55.739
7	191 van Dijk Thom .	49.784	7	19 Ryndzionek Michal .	49.739	7	19 Ryndzionek Michal .	49.739	7	19 Ryndzionek Michal .	49.739	7	---	00.000
8	17 Douven Christian .	49.809	8	50 Laube Tobias .	49.742	8	50 Laube Tobias .	49.742	8	50 Laube Tobias .	49.742	8	---	00.000
9	97 Stolk Lorenzo .	49.810	9	179 Balneger Selina .	49.746	9	179 Balneger Selina .	49.746	9	179 Balneger Selina .	49.746	9	---	00.000
10	198 Pel Artur .	49.810	10	Erik Berggren .	49.762	10	Erik Berggren .	49.762	10	Erik Berggren .	49.762	10	---	00.000

Position	Kart	Best Lap	Date
9	21 Hussarya Poland 1	51.386	22-07-2018



YOUR RESULTS

Lap	S1	S2	Lap time
1	27.009	29.139	56.148
2	23.587	29.044	52.631
3	23.517	28.841	52.358
4	23.290	28.767	52.057
5	23.302	29.170	52.472
6	57.005	28.861	01:25.866
7	23.226	28.680	51.906
8	23.160	28.790	51.950
9	23.138	28.763	51.901
10	23.264	28.806	52.070
11	23.211	28.900	52.111
12	23.138	28.698	51.836
13	23.146	28.858	52.004
14	23.219	28.751	51.970
15	23.101	28.795	51.896
16	23.152	28.730	51.882
17	23.106	28.756	51.862
18	23.041	28.806	51.847
19	23.117	28.728	51.845
20	23.060	28.734	51.794
21	23.135	28.858	51.993
22	23.111	28.736	51.847
23	23.030	29.272	52.302
24	23.126	28.764	51.890
25	23.086	28.836	51.922
26	23.047	28.751	51.798
27	23.093	28.714	51.807
28	23.076	28.804	51.880
29	23.062	28.851	51.913
30	23.056	28.744	51.800
31	23.088	29.048	52.136
32	23.173	28.929	52.102
33	23.090	29.023	52.113
34	23.036	29.243	52.279
35	57.135	28.832	01:25.967
36	23.126	28.980	52.106
37	23.168	28.728	51.896
38	23.130	28.590	51.720
39	23.051	28.695	51.746
40	23.162	28.726	51.888
41	23.150	28.616	51.766
42	23.147	28.625	51.772

YOUR COMPETITORS

Pos	Driver	Kart	Best S1	Best S2	Best Lap	Gap
1	8 Team BRD .	8	22.752	28.275	51.125	+00.000
2	15 The Dutch Value .	15	22.912	28.344	51.273	+07.966
3	10 BlueStar Racing Team .	10	22.796	28.390	51.289	+13.744
4	5 Hussarya Poland 2 .	5	22.815	28.493	51.409	+37.322
5	20 Traxis Belgium 1 .	20	22.821	28.415	51.332	+37.613
6	3 Racing Center Team Poland .	3	22.813	28.447	51.384	+43.082
7	24 BlueStar JR team .	24	22.876	28.407	51.382	+45.222
8	26 Hyssarya MG Racing .	26	22.909	28.507	51.459	+50.048
9	21 Hussarya Poland 1 .	21	22.824	28.384	51.386	+01:08.881
10	14 WRT Lübeck e.V .	14	22.853	28.467	51.400	+1 LAP
11	1 Hussarya Poland 3 .	1	22.852	28.411	51.391	+1 LAP
12	16 Karting Friends RT Poland .	16	22.722	28.405	51.179	+1 LAP
13	17 Team Soop Slovakia .	17	22.904	28.471	51.491	+1 LAP
14	7 TEAM CLICKSPEED BRASIL .	7	22.847	28.456	51.347	+1 LAP
THEORETICAL BEST LAP			22.722	28.275	50.997	

Lap	S1	S2	Lap time
43	23.051	28.671	51.722
44	23.150	28.728	51.878
45	23.155	28.727	51.882
46	23.079	28.721	51.800
47	23.122	28.794	51.916
48	23.185	29.051	52.236
49	56.895	28.819	01:25.714
50	23.130	28.672	51.802
51	23.145	28.796	51.941
52	23.141	28.615	51.756
53	23.184	28.595	51.779
54	23.152	28.554	51.706
55	23.183	28.583	51.766
56	23.123	28.600	51.723
57	23.069	28.594	51.663
58	23.051	28.563	51.614
59	23.087	28.572	51.659
60	23.088	28.695	51.783
61	23.055	28.539	51.594
62	22.994	28.572	51.566
63	23.088	28.548	51.636
64	23.167	28.655	51.822
65	23.123	28.529	51.652
66	23.129	28.538	51.667
67	23.091	28.597	51.688
68	23.145	28.599	51.744
69	23.052	28.563	51.615
70	23.109	28.629	51.738
71	23.049	28.629	51.678
72	23.101	28.739	51.840
73	23.111	28.718	51.829
74	23.076	28.675	51.751
75	23.022	28.699	51.721
76	23.060	28.594	51.654
77	23.121	28.690	51.811
78	23.138	28.597	51.735
79	23.089	28.587	51.676
80	23.051	28.590	51.641
81	23.086	28.493	51.579
82	23.023	28.633	51.656
83	23.031	28.578	51.609
84	23.144	28.619	51.763
85	23.112	28.647	51.759
86	23.061	28.487	51.548
87	23.076	28.643	51.719
88	23.003	28.534	51.537
89	23.055	28.535	51.590
90	22.965	28.515	51.480
91	23.010	28.629	51.639
92	23.051	28.831	51.882
93	23.079	28.508	51.587
94	23.098	28.551	51.649
95	23.007	28.557	51.564
96	23.005	28.510	51.515
97	22.998	28.531	51.529
98	23.048	28.605	51.653
99	23.026	28.568	51.594
100	23.018	28.958	51.976
101	57.465	28.631	01:26.096
102	22.962	28.550	51.512
103	23.036	28.507	51.543
104	23.033	28.384	51.417
105	22.998	28.402	51.400
106	23.019	28.585	51.604
107	23.036	28.485	51.521
108	22.924	28.549	51.473

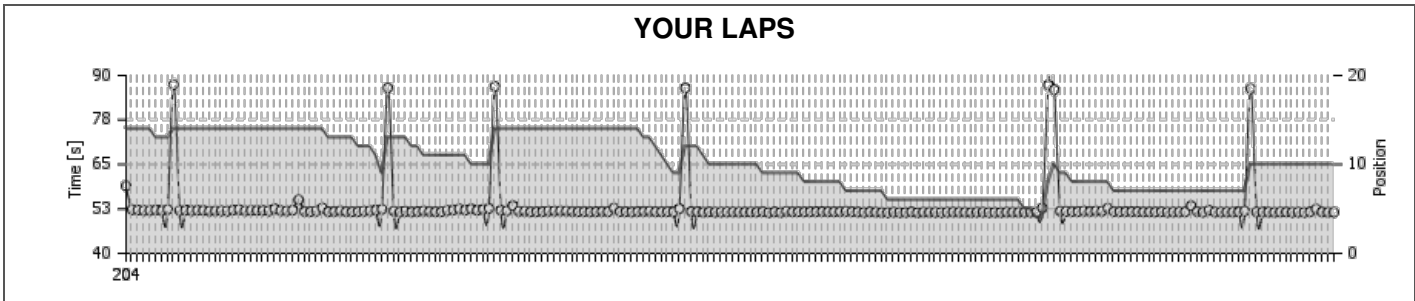
Lap	S1	S2	Lap time
109	22.954	28.544	51.498
110	22.961	28.539	51.500
111	22.940	28.524	51.464
112	22.900	28.509	51.409
113	22.936	28.645	51.581
114	22.983	28.494	51.477
115	22.919	28.519	51.438
116	22.935	28.521	51.456
117	22.935	28.525	51.460
118	22.941	28.537	51.478
119	22.970	28.625	51.595
120	23.089	28.791	51.880
121	22.979	28.975	51.954
122	56.468	28.836	01:25.304
123	23.167	28.748	51.915
124	23.175	28.666	51.841
125	23.124	28.669	51.793
126	23.077	28.633	51.710
127	23.015	29.619	52.634
128	22.978	28.717	51.695
129	23.012	28.740	51.752
130	23.009	28.968	51.977
131	23.086	28.616	51.702
132	23.126	28.716	51.842
133	23.070	28.619	51.689
134	23.030	28.600	51.630
135	23.057	28.594	51.651
136	23.234	28.690	51.924
137	23.123	28.578	51.701
138	23.123	28.636	51.759
139	23.029	28.681	51.710
140	23.121	29.036	52.157
141	57.017	28.801	01:25.818
142	23.120	28.925	52.045
143	23.011	28.717	51.728
144	23.025	28.770	51.795
145	22.982	28.752	51.734
146	23.015	28.865	51.880
147	23.049	28.598	51.647
148	22.919	28.787	51.706
149	22.918	28.764	51.682
150	22.950	28.950	51.900
151	22.949	28.841	51.790
152	22.996	28.729	51.725
153	23.002	28.727	51.729
154	23.016	28.821	51.837
155	23.048	28.698	51.746
156	22.985	28.792	51.777
157	23.016	28.742	51.758
158	22.982	28.768	51.750
159	22.929	29.169	52.098
160	57.452	28.805	01:26.257
161	22.934	28.818	51.752
162	22.952	28.671	51.623
163	23.022	28.748	51.770
164	22.932	28.718	51.650
165	22.975	28.771	51.746
166	22.977	28.700	51.677
167	22.910	28.737	51.647
168	22.949	28.749	51.698
169	22.970	28.946	51.916
170	22.954	28.745	51.699
171	22.892	28.694	51.586
172	22.897	28.679	51.576
173	22.904	28.677	51.581
174	22.873	28.731	51.604

Lap	S1	S2	Lap time
175	22.985	28.693	51.678
176	22.879	28.833	51.712
177	22.889	28.744	51.633
178	22.974	28.742	51.716
179	22.872	28.781	51.653
180	22.922	28.627	51.549
181	22.921	28.677	51.598
182	22.937	28.749	51.686
183	22.963	28.657	51.620
184	22.967	28.745	51.712
185	22.919	28.684	51.603
186	22.912	28.636	51.548
187	22.899	28.644	51.543
188	22.943	28.650	51.593
189	22.923	28.663	51.586
190	22.881	28.670	51.551
191	22.939	28.699	51.638
192	22.935	28.657	51.592
193	22.922	28.791	51.713
194	22.967	28.643	51.610
195	22.850	28.642	51.492
196	22.850	28.717	51.567
197	22.871	28.674	51.545
198	22.922	28.691	51.613
199	22.985	28.745	51.730
200	22.863	28.681	51.544
201	22.869	28.683	51.552
202	22.824	28.562	51.386
203	22.897	28.603	51.500
204	22.918	28.601	51.519
205	22.853	28.570	51.423
206	00.000	00.000	00.000 00.000 ⊕ +30 sek
IDEAL	22.824	28.384	51.208

TRACK RECORDS

TOP DNIA			TOP TYGODNIA			TOP MIESIĄCA			TOP KONFIGURACJI			TOP KOBIEŃ		
#	Driver	Lap	#	Driver	Lap	#	Driver	Lap	#	Driver	Lap	#	Driver	Lap
1	1 Boutens Ruben .	49.495	1	1 Boutens Ruben .	49.495	1	1 Boutens Ruben .	49.495	1	1 Boutens Ruben .	49.495	1	PALECZKA E.	52.523
2	137 puyato opnithi .	49.692	2	Romano Franssen .	49.511	2	Romano Franssen .	49.511	2	Romano Franssen .	49.511	2	MOTZ M.	54.835
3	19 Ryndzionek Michal .	49.739	3	Jakub Klęk .	49.527	3	Jakub Klęk .	49.527	3	Jakub Klęk .	49.527	3	VERSCHOOR T.	55.332
4	50 Laube Tobias .	49.742	4	Jakub Olechowski .	49.614	4	Jakub Olechowski .	49.614	4	Jakub Olechowski .	49.614	4	PRUCNAL K.	55.502
5	179 Balneger Selina .	49.746	5	Mateusz Bartsch .	49.619	5	Mateusz Bartsch .	49.619	5	Mateusz Bartsch .	49.619	5	PRUCNAL K.	55.704
6	143 Kolodziej Pawel .	49.778	6	137 puyato opnithi .	49.692	6	137 puyato opnithi .	49.692	6	137 puyato opnithi .	49.692	6	PILAT K.	55.739
7	191 van Dijk Thom .	49.784	7	19 Ryndzionek Michal .	49.739	7	19 Ryndzionek Michal .	49.739	7	19 Ryndzionek Michal .	49.739	7	---	00.000
8	17 Douven Christian .	49.809	8	50 Laube Tobias .	49.742	8	50 Laube Tobias .	49.742	8	50 Laube Tobias .	49.742	8	---	00.000
9	97 Stolk Lorenzo .	49.810	9	179 Balneger Selina .	49.746	9	179 Balneger Selina .	49.746	9	179 Balneger Selina .	49.746	9	---	00.000
10	198 Pel Artur .	49.810	10	Erik Berggren .	49.762	10	Erik Berggren .	49.762	10	Erik Berggren .	49.762	10	---	00.000

Position	Kart	Best Lap	Date
10	14 WRT Lübeck e.V	Kart 14	51.400
			22-07-2018



YOUR RESULTS

Lap	S1	S2	Lap time
1	30.144	28.830	58.974
2	23.243	29.065	52.308
3	23.286	28.899	52.185
4	23.265	28.762	52.027
5	23.216	28.819	52.035
6	23.278	28.928	52.206
7	23.225	28.757	51.982
8	23.179	29.148	52.327
9	58.624	28.829	01:27.453
10	23.264	28.753	52.017
11	23.269	28.843	52.112
12	23.149	28.827	51.976
13	23.217	28.899	52.116
14	23.177	28.894	52.071
15	23.128	28.748	51.876
16	23.146	28.781	51.927
17	23.132	28.831	51.963
18	23.125	28.754	51.879
19	23.351	28.838	52.189
20	23.338	28.945	52.283
21	23.107	28.834	51.941
22	23.191	28.863	52.054
23	23.194	28.879	52.073
24	23.228	28.855	52.083
25	23.150	28.788	51.938
26	23.159	29.364	52.523
27	23.247	28.730	51.977
28	23.114	28.795	51.909
29	23.229	28.925	52.154
30	26.398	28.646	55.044
31	23.028	28.763	51.791
32	23.085	28.670	51.755
33	23.109	28.794	51.903
34	23.981	28.779	52.760
35	23.076	28.633	51.709
36	23.046	28.739	51.785
37	23.098	28.846	51.944
38	22.988	28.770	51.758
39	23.038	28.701	51.739
40	23.103	28.667	51.770
41	23.176	28.709	51.885
42	23.179	28.756	51.935

YOUR COMPETITORS

Pos	Driver	Kart	Best S1	Best S2	Best Lap	Gap
1	8 Team BRD .	8	22.752	28.275	51.125	+00.000
2	15 The Dutch Value .	15	22.912	28.344	51.273	+07.966
3	10 BlueStar Racing Team .	10	22.796	28.390	51.289	+13.744
4	5 Hussarya Poland 2 .	5	22.815	28.493	51.409	+37.322
5	20 Traxis Belgium 1 .	20	22.821	28.415	51.332	+37.613
6	3 Racing Center Team Poland .	3	22.813	28.447	51.384	+43.082
7	24 BlueStar JR team .	24	22.876	28.407	51.382	+45.222
8	26 Hyssarya MG Racing .	26	22.909	28.507	51.459	+50.048
9	21 Hussarya Poland 1 .	21	22.824	28.384	51.386	+01:08.881
10	14 WRT Lübeck e.V .	14	22.853	28.467	51.400	+1 LAP
11	1 Hussarya Poland 3 .	1	22.852	28.411	51.391	+1 LAP
12	16 Karting Friends RT Poland .	16	22.722	28.405	51.179	+1 LAP
13	17 Team Soop Slovakia .	17	22.904	28.471	51.491	+1 LAP
14	7 TEAM CLICKSPEED BRASIL .	7	22.847	28.456	51.347	+1 LAP
THEORETICAL BEST LAP			22.722	28.275	50.997	

Lap	S1	S2	Lap time
43	23.099	29.071	52.170
44	23.148	29.219	52.367
45	57.794	28.735	01:26.529
46	23.087	28.791	51.878
47	23.056	28.545	51.601
48	23.039	28.783	51.822
49	23.041	28.612	51.653
50	23.038	28.714	51.752
51	23.147	28.775	51.922
52	23.011	28.778	51.789
53	22.958	28.770	51.728
54	23.050	28.686	51.736
55	23.052	28.993	52.045
56	23.332	28.888	52.220
57	23.237	29.238	52.475
58	23.288	28.880	52.168
59	23.501	29.022	52.523
60	23.183	28.915	52.098
61	23.270	29.083	52.353
62	23.245	29.412	52.657
63	57.982	28.950	01:26.932
64	23.104	28.975	52.079
65	23.100	28.848	51.948
66	24.573	28.812	53.385
67	23.052	28.761	51.813
68	23.093	28.756	51.849
69	22.998	28.711	51.709
70	23.033	28.692	51.725
71	23.024	28.723	51.747
72	23.138	28.744	51.882
73	23.210	28.676	51.886
74	23.090	28.832	51.922
75	23.121	28.765	51.886
76	23.037	28.754	51.791
77	23.065	28.696	51.761
78	23.043	28.747	51.790
79	23.040	28.635	51.675
80	23.009	28.720	51.729
81	23.044	28.751	51.795
82	22.988	28.743	51.731
83	23.897	28.856	52.753
84	23.030	28.742	51.772
85	23.027	28.719	51.746
86	23.002	28.648	51.650
87	22.992	28.785	51.777
88	23.164	28.638	51.802
89	23.073	28.755	51.828
90	23.013	28.708	51.721
91	23.038	28.687	51.725
92	23.039	28.737	51.776
93	23.042	28.659	51.701
94	23.054	29.506	52.560
95	57.710	28.745	01:26.455
96	22.953	28.806	51.759
97	23.083	28.610	51.693
98	22.987	28.566	51.553
99	23.027	28.701	51.728
100	23.054	28.531	51.585
101	22.961	28.638	51.599
102	22.958	28.671	51.629
103	23.001	28.623	51.624
104	23.001	28.573	51.574
105	23.035	28.605	51.640
106	22.980	28.639	51.619
107	23.003	28.659	51.662
108	23.117	28.655	51.772

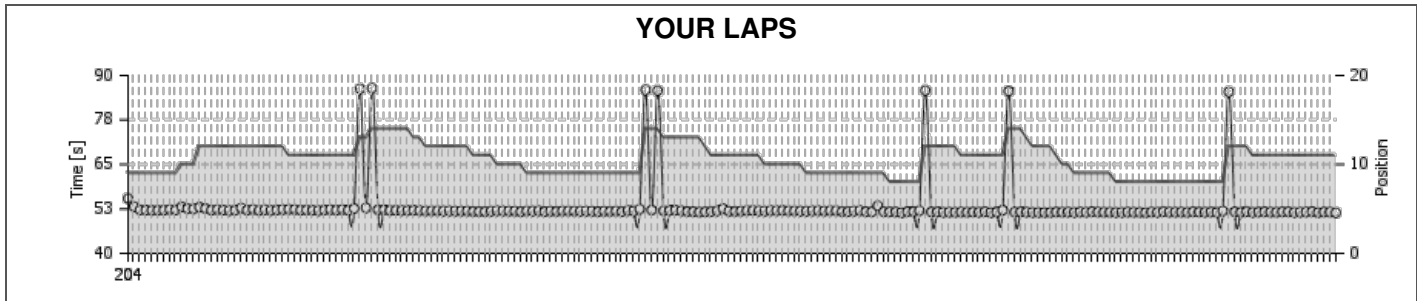
Lap	S1	S2	Lap time
109	22.977	28.467	51.444
110	22.998	28.694	51.692
111	22.932	28.549	51.481
112	22.973	28.844	51.817
113	22.920	28.784	51.704
114	22.984	28.769	51.753
115	23.034	28.672	51.706
116	22.915	28.816	51.731
117	22.995	28.741	51.736
118	23.038	28.716	51.754
119	22.943	28.763	51.706
120	23.013	28.719	51.732
121	23.055	28.704	51.759
122	23.053	28.778	51.831
123	23.027	28.700	51.727
124	22.956	28.688	51.644
125	22.935	28.563	51.498
126	22.935	28.746	51.681
127	22.972	28.596	51.568
128	22.945	28.530	51.475
129	22.923	28.545	51.468
130	23.014	28.572	51.586
131	22.966	28.495	51.461
132	22.933	28.537	51.470
133	22.940	28.732	51.672
134	22.909	28.491	51.400
135	22.962	28.594	51.556
136	22.946	28.579	51.525
137	22.908	28.643	51.551
138	22.882	28.590	51.472
139	22.952	28.601	51.553
140	22.904	28.683	51.587
141	22.962	28.572	51.534
142	22.916	28.613	51.529
143	22.890	28.568	51.458
144	22.922	28.668	51.590
145	22.941	28.641	51.582
146	22.880	28.598	51.478
147	22.912	28.589	51.501
148	22.908	28.551	51.459
149	22.930	28.639	51.569
150	22.946	28.598	51.544
151	22.892	28.628	51.520
152	22.853	28.714	51.567
153	22.933	28.642	51.575
154	22.883	28.652	51.535
155	23.099	29.637	52.736
156	57.298	29.992	01:27.290
157	56.894	29.117	01:26.011
158	23.144	28.728	51.872
159	23.011	28.806	51.817
160	23.088	28.698	51.786
161	23.015	28.753	51.768
162	23.173	28.733	51.906
163	23.056	28.735	51.791
164	23.032	28.874	51.906
165	23.104	28.734	51.838
166	23.966	28.749	52.715
167	23.040	28.743	51.783
168	22.993	28.739	51.732
169	22.974	28.790	51.764
170	22.962	28.771	51.733
171	23.015	28.716	51.731
172	22.928	28.735	51.663
173	22.970	28.711	51.681
174	23.003	28.674	51.677

Lap	S1	S2	Lap time
175	22.960	28.771	51.731
176	22.918	28.641	51.559
177	22.947	28.671	51.618
178	22.933	28.683	51.616
179	23.003	28.668	51.671
180	22.964	30.420	53.384
181	23.041	28.741	51.782
182	22.933	28.659	51.592
183	23.037	29.085	52.122
184	22.989	28.610	51.599
185	22.987	28.600	51.587
186	22.957	28.640	51.597
187	22.942	28.646	51.588
188	23.019	28.657	51.676
189	22.916	28.999	51.915
190	57.420	28.896	01:26.316
191	22.936	28.677	51.613
192	22.885	28.691	51.576
193	22.877	28.706	51.583
194	22.906	28.611	51.517
195	22.895	28.722	51.617
196	22.939	28.709	51.648
197	22.947	28.596	51.543
198	22.921	28.669	51.590
199	22.886	28.599	51.485
200	22.886	28.813	51.699
201	23.803	28.658	52.461
202	22.923	28.714	51.637
203	22.876	28.652	51.528
204	22.942	28.636	51.578
IDEAL	22.853	28.467	51.320

TRACK RECORDS

TOP DNIA			TOP TYGODNIA			TOP MIESIĄCA			TOP KONFIGURACJI			TOP KOBIEŃ		
#	Driver	Lap	#	Driver	Lap	#	Driver	Lap	#	Driver	Lap	#	Driver	Lap
1	1 Boutens Ruben .	49.495	1	1 Boutens Ruben .	49.495	1	1 Boutens Ruben .	49.495	1	1 Boutens Ruben .	49.495	1	PALECZKA E.	52.523
2	137 puyato opnithi .	49.692	2	Romano Franssen .	49.511	2	Romano Franssen .	49.511	2	Romano Franssen .	49.511	2	MOTZ M.	54.835
3	19 Ryndzionek Michal .	49.739	3	Jakub Klęk .	49.527	3	Jakub Klęk .	49.527	3	Jakub Klęk .	49.527	3	VERSCHOOR T.	55.332
4	50 Laube Tobias .	49.742	4	Jakub Olechowski .	49.614	4	Jakub Olechowski .	49.614	4	Jakub Olechowski .	49.614	4	PRUCNAL K.	55.502
5	179 Balneger Selina .	49.746	5	Mateusz Bartsch .	49.619	5	Mateusz Bartsch .	49.619	5	Mateusz Bartsch .	49.619	5	PRUCNAL K.	55.704
6	143 Kolodziej Pawel .	49.778	6	137 puyato opnithi .	49.692	6	137 puyato opnithi .	49.692	6	137 puyato opnithi .	49.692	6	PILAT K.	55.739
7	191 van Dijk Thom .	49.784	7	19 Ryndzionek Michal .	49.739	7	19 Ryndzionek Michal .	49.739	7	19 Ryndzionek Michal .	49.739	7	---	00.000
8	17 Douven Christian .	49.809	8	50 Laube Tobias .	49.742	8	50 Laube Tobias .	49.742	8	50 Laube Tobias .	49.742	8	---	00.000
9	97 Stolk Lorenzo .	49.810	9	179 Balneger Selina .	49.746	9	179 Balneger Selina .	49.746	9	179 Balneger Selina .	49.746	9	---	00.000
10	198 Pel Artur .	49.810	10	Erik Berggren .	49.762	10	Erik Berggren .	49.762	10	Erik Berggren .	49.762	10	---	00.000

Position	Kart	Best Lap	Date
11	Kart 1	51.391	22-07-2018
1 Hussarya Poland 3			



YOUR RESULTS

Lap	S1	S2	Lap time
1	26.257	29.170	55.427
2	24.001	29.132	53.133
3	23.421	28.804	52.225
4	23.228	28.926	52.154
5	23.335	28.742	52.077
6	23.306	28.787	52.093
7	23.265	28.887	52.152
8	23.369	28.943	52.312
9	23.282	28.946	52.228
10	23.221	29.873	53.094
11	23.559	28.993	52.552
12	23.385	29.106	52.491
13	24.196	28.801	52.997
14	23.139	29.472	52.611
15	23.181	28.975	52.156
16	23.361	28.935	52.296
17	23.265	28.922	52.187
18	23.197	28.814	52.011
19	23.242	28.895	52.137
20	23.175	29.543	52.718
21	23.269	28.872	52.141
22	23.419	28.926	52.345
23	23.163	28.878	52.041
24	23.272	29.004	52.276
25	23.171	28.892	52.063
26	23.285	28.930	52.215
27	23.226	29.075	52.301
28	23.286	29.076	52.362
29	23.238	29.057	52.295
30	23.233	28.922	52.155
31	23.266	28.936	52.202
32	23.157	28.971	52.128
33	23.148	28.853	52.001
34	23.232	28.976	52.208
35	23.299	28.970	52.269
36	23.143	28.995	52.138
37	23.362	28.922	52.284
38	23.180	28.950	52.130
39	23.369	29.255	52.624
40	57.144	29.083	01:26.227
41	23.351	29.422	52.773
42	57.287	29.103	01:26.390

YOUR COMPETITORS

Pos	Driver	Kart	Best S1	Best S2	Best Lap	Gap
1	8 Team BRD .	8	22.752	28.275	51.125	+00.000
2	15 The Dutch Value .	15	22.912	28.344	51.273	+07.966
3	10 BlueStar Racing Team .	10	22.796	28.390	51.289	+13.744
4	5 Hussarya Poland 2 .	5	22.815	28.493	51.409	+37.322
5	20 Traxis Belgium 1 .	20	22.821	28.415	51.332	+37.613
6	3 Racing Center Team Poland .	3	22.813	28.447	51.384	+43.082
7	24 BlueStar JR team .	24	22.876	28.407	51.382	+45.222
8	26 Hyssarya MG Racing .	26	22.909	28.507	51.459	+50.048
9	21 Hussarya Poland 1 .	21	22.824	28.384	51.386	+01:08.881
10	14 WRT Lübeck e.V .	14	22.853	28.467	51.400	+1 LAP
11	1 Hussarya Poland 3 .	1	22.852	28.411	51.391	+1 LAP
12	16 Karting Friends RT Poland .	16	22.722	28.405	51.179	+1 LAP
13	17 Team Soop Slovakia .	17	22.904	28.471	51.491	+1 LAP
14	7 TEAM CLICKSPEED BRASIL .	7	22.847	28.456	51.347	+1 LAP
THEORETICAL BEST LAP			22.722	28.275	50.997	

Lap	S1	S2	Lap time
43	23.321	28.923	52.244
44	23.252	28.983	52.235
45	23.285	28.749	52.034
46	23.291	28.835	52.126
47	23.263	28.781	52.044
48	23.216	28.852	52.068
49	23.159	28.961	52.120
50	23.144	28.857	52.001
51	23.213	28.707	51.920
52	23.218	28.719	51.937
53	23.258	28.704	51.962
54	23.086	28.830	51.916
55	23.158	28.771	51.929
56	23.137	28.735	51.872
57	23.108	28.781	51.889
58	23.176	28.725	51.901
59	23.089	28.690	51.779
60	23.098	28.667	51.765
61	23.088	28.680	51.768
62	23.083	28.774	51.857
63	23.261	28.707	51.968
64	23.192	28.722	51.914
65	23.146	28.727	51.873
66	23.156	28.705	51.861
67	23.083	28.643	51.726
68	23.182	28.732	51.914
69	23.166	28.732	51.898
70	23.193	28.782	51.975
71	23.071	28.668	51.739
72	23.084	28.772	51.856
73	23.098	28.713	51.811
74	23.149	28.755	51.904
75	23.089	28.819	51.908
76	23.114	28.749	51.863
77	23.178	28.682	51.860
78	23.117	28.761	51.878
79	23.102	28.727	51.829
80	23.069	28.662	51.731
81	23.084	28.753	51.837
82	23.106	28.702	51.808
83	23.129	28.767	51.896
84	23.099	28.675	51.774
85	23.271	28.763	52.034
86	23.098	28.769	51.867
87	23.208	29.214	52.422
88	57.057	28.872	01:25.929
89	23.113	29.062	52.175
90	56.859	28.873	01:25.732
91	23.225	28.737	51.962
92	23.186	28.884	52.070
93	23.383	28.756	52.139
94	23.214	28.733	51.947
95	23.109	28.653	51.762
96	23.071	28.658	51.729
97	23.006	28.580	51.586
98	23.021	28.676	51.697
99	23.116	28.678	51.794
100	23.087	28.853	51.940
101	23.687	28.871	52.558
102	23.026	28.808	51.834
103	23.084	28.727	51.811
104	23.213	28.651	51.864
105	23.238	28.779	52.017
106	23.238	28.828	52.066
107	23.159	28.798	51.957
108	23.164	28.704	51.868

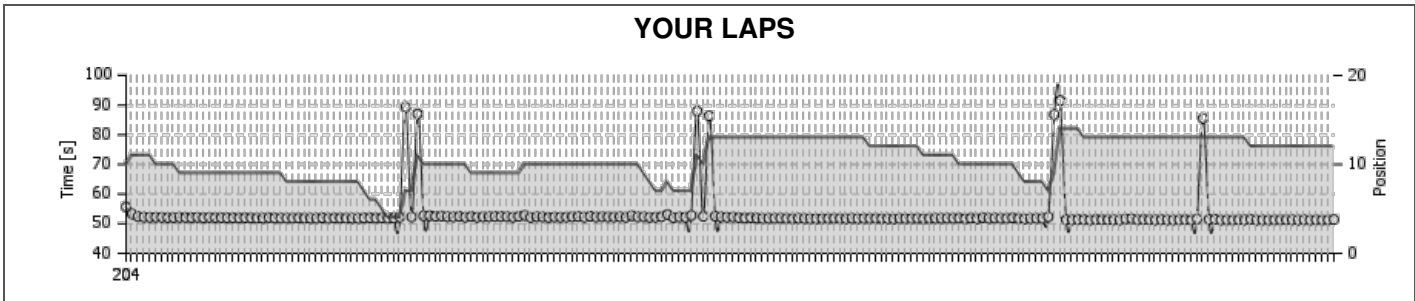
Lap	S1	S2	Lap time
109	23.102	28.917	52.019
110	23.093	28.889	51.982
111	23.184	28.885	52.069
112	23.125	28.813	51.938
113	23.162	28.758	51.920
114	23.052	28.841	51.893
115	23.072	28.775	51.847
116	23.186	28.767	51.953
117	23.091	28.895	51.986
118	23.181	28.702	51.883
119	23.242	28.745	51.987
120	23.190	28.788	51.978
121	23.050	28.728	51.778
122	23.111	28.660	51.771
123	23.159	28.729	51.888
124	23.200	28.809	52.009
125	23.079	28.640	51.719
126	23.007	28.669	51.676
127	23.055	30.299	53.354
128	23.004	28.713	51.717
129	23.060	28.647	51.707
130	23.098	28.576	51.674
131	22.935	28.456	51.391
132	23.071	28.686	51.757
133	23.112	28.661	51.773
134	23.033	28.950	51.983
135	56.922	28.843	01:25.765
136	22.983	28.685	51.668
137	23.038	28.643	51.681
138	22.971	28.547	51.518
139	22.942	28.608	51.550
140	22.958	28.561	51.519
141	22.975	28.626	51.601
142	22.912	28.624	51.536
143	22.949	28.688	51.637
144	22.974	28.598	51.572
145	23.083	28.670	51.753
146	22.862	28.557	51.419
147	23.070	28.577	51.647
148	22.981	29.184	52.165
149	56.832	28.757	01:25.589
150	22.963	28.630	51.593
151	23.031	28.648	51.679
152	22.870	28.728	51.598
153	22.909	28.584	51.493
154	22.907	28.569	51.476
155	22.925	28.527	51.452
156	22.852	28.625	51.477
157	23.026	28.613	51.639
158	22.919	28.645	51.564
159	23.010	28.614	51.624
160	22.930	28.560	51.490
161	22.978	28.653	51.631
162	22.923	28.611	51.534
163	22.982	28.753	51.735
164	22.939	28.662	51.601
165	22.927	28.623	51.550
166	22.936	28.602	51.538
167	22.946	28.553	51.499
168	22.891	28.604	51.495
169	22.969	28.625	51.594
170	22.927	28.610	51.537
171	22.981	28.531	51.512
172	22.872	28.537	51.409
173	22.937	28.672	51.609
174	22.959	28.586	51.545

Lap	S1	S2	Lap time
175	22.961	28.814	51.775
176	23.013	28.585	51.598
177	22.899	28.663	51.562
178	22.916	28.670	51.586
179	22.977	28.525	51.502
180	22.980	28.745	51.725
181	22.944	28.693	51.637
182	22.950	28.632	51.582
183	23.012	28.634	51.646
184	22.920	28.569	51.489
185	22.873	29.039	51.912
186	56.738	28.625	01:25.363
187	23.005	28.686	51.691
188	22.972	28.534	51.506
189	23.134	28.660	51.794
190	22.919	28.600	51.519
191	23.008	28.631	51.639
192	23.002	28.708	51.710
193	22.929	28.644	51.573
194	23.013	28.532	51.545
195	23.112	28.600	51.712
196	22.961	28.770	51.731
197	22.994	28.509	51.503
198	22.945	28.622	51.567
199	23.019	28.599	51.618
200	23.056	28.706	51.762
201	22.916	28.514	51.430
202	22.964	28.671	51.635
203	23.009	28.589	51.598
204	23.004	28.411	51.415
IDEAL	22.852	28.411	51.263

TRACK RECORDS

TOP DNIA			TOP TYGODNIA			TOP MIESIĄCA			TOP KONFIGURACJI			TOP KOBIEŃ		
#	Driver	Lap	#	Driver	Lap	#	Driver	Lap	#	Driver	Lap	#	Driver	Lap
1	1 Boutens Ruben .	49.495	1	1 Boutens Ruben .	49.495	1	1 Boutens Ruben .	49.495	1	1 Boutens Ruben .	49.495	1	PALECZKA E.	52.523
2	137 puyato opnithi .	49.692	2	Romano Franssen .	49.511	2	Romano Franssen .	49.511	2	Romano Franssen .	49.511	2	MOTZ M.	54.835
3	19 Ryndzionek Michal .	49.739	3	Jakub Kłęk .	49.527	3	Jakub Kłęk .	49.527	3	Jakub Kłęk .	49.527	3	VERSCHOOR T.	55.332
4	50 Laube Tobias .	49.742	4	Jakub Olechowski .	49.614	4	Jakub Olechowski .	49.614	4	Jakub Olechowski .	49.614	4	PRUCNAL K.	55.502
5	179 Balneger Selina .	49.746	5	Mateusz Bartsch .	49.619	5	Mateusz Bartsch .	49.619	5	Mateusz Bartsch .	49.619	5	PRUCNAL K.	55.704
6	143 Kolodziej Pawel .	49.778	6	137 puyato opnithi .	49.692	6	137 puyato opnithi .	49.692	6	137 puyato opnithi .	49.692	6	PILAT K.	55.739
7	191 van Dijk Thom .	49.784	7	19 Ryndzionek Michal .	49.739	7	19 Ryndzionek Michal .	49.739	7	19 Ryndzionek Michal .	49.739	7	---	00.000
8	17 Douven Christian .	49.809	8	50 Laube Tobias .	49.742	8	50 Laube Tobias .	49.742	8	50 Laube Tobias .	49.742	8	---	00.000
9	97 Stolk Lorenzo .	49.810	9	179 Balneger Selina .	49.746	9	179 Balneger Selina .	49.746	9	179 Balneger Selina .	49.746	9	---	00.000
10	198 Pel Artur .	49.810	10	Erik Berggren .	49.762	10	Erik Berggren .	49.762	10	Erik Berggren .	49.762	10	---	00.000

Position		Kart	Best Lap	Date
12	16 Karting Friends RT Poland	Kart 16	51.179	22-07-2018



YOUR RESULTS

Lap	S1	S2	Lap time
1	26.619	29.097	55.716
2	24.258	29.071	53.329
3	23.470	28.939	52.409
4	23.283	28.914	52.197
5	23.299	28.811	52.110
6	23.304	28.869	52.173
7	23.280	28.859	52.139
8	23.237	28.807	52.044
9	23.219	28.827	52.046
10	23.247	28.912	52.159
11	23.283	28.794	52.077
12	23.256	28.744	52.000
13	23.384	28.741	52.125
14	23.223	28.743	51.966
15	23.228	28.862	52.090
16	23.286	28.758	52.044
17	23.219	28.811	52.030
18	23.229	28.745	51.974
19	23.220	28.741	51.961
20	23.235	28.677	51.912
21	23.229	28.766	51.995
22	23.234	28.712	51.946
23	23.155	28.709	51.864
24	23.162	28.690	51.852
25	23.220	28.838	52.058
26	23.155	28.717	51.872
27	23.193	28.656	51.849
28	23.200	28.631	51.831
29	23.167	28.686	51.853
30	23.219	28.720	51.939
31	23.204	28.634	51.838
32	23.216	28.599	51.815
33	23.127	28.667	51.794
34	23.322	28.671	51.993
35	23.199	28.574	51.773
36	23.214	28.703	51.917
37	23.146	28.738	51.884
38	23.159	28.688	51.847
39	23.213	28.613	51.826
40	23.136	28.643	51.779
41	23.238	28.673	51.911
42	23.201	28.763	51.964

YOUR COMPETITORS

Pos	Driver	Kart	Best S1	Best S2	Best Lap	Gap
1	8 Team BRD .	8	22.752	28.275	51.125	+00.000
2	15 The Dutch Value .	15	22.912	28.344	51.273	+07.966
3	10 BlueStar Racing Team .	10	22.796	28.390	51.289	+13.744
4	5 Hussarya Poland 2 .	5	22.815	28.493	51.409	+37.322
5	20 Traxis Belgium 1 .	20	22.821	28.415	51.332	+37.613
6	3 Racing Center Team Poland .	3	22.813	28.447	51.384	+43.082
7	24 BlueStar JR team .	24	22.876	28.407	51.382	+45.222
8	26 Hyssarya MG Racing .	26	22.909	28.507	51.459	+50.048
9	21 Hussarya Poland 1 .	21	22.824	28.384	51.386	+01:08.881
10	14 WRT Lübeck e.V .	14	22.853	28.467	51.400	+1 LAP
11	1 Hussarya Poland 3 .	1	22.852	28.411	51.391	+1 LAP
12	16 Karting Friends RT Poland .	16	22.722	28.405	51.179	+1 LAP
13	17 Team Soop Slovakia .	17	22.904	28.471	51.491	+1 LAP
14	7 TEAM CLICKSPEED BRASIL .	7	22.847	28.456	51.347	+1 LAP
THEORETICAL BEST LAP			22.722	28.275	50.997	

Lap	S1	S2	Lap time
43	23.190	28.688	51.878
44	23.209	28.746	51.955
45	23.143	28.696	51.839
46	23.216	28.687	51.903
47	23.170	29.043	52.213
48	01:00.544	28.741	01:29.285
49	23.197	29.070	52.267
50	57.972	29.061	01:27.033
51	23.396	29.236	52.632
52	23.629	29.057	52.686
53	23.414	29.090	52.504
54	23.427	29.179	52.606
55	23.385	28.977	52.362
56	23.387	28.889	52.276
57	23.242	29.231	52.473
58	23.223	28.948	52.171
59	23.519	28.951	52.470
60	23.218	28.940	52.158
61	23.278	29.055	52.333
62	23.282	29.077	52.359
63	23.391	29.049	52.440
64	23.405	29.019	52.424
65	23.332	29.032	52.364
66	23.363	28.803	52.166
67	23.232	29.262	52.494
68	23.790	29.017	52.807
69	23.206	28.893	52.099
70	23.367	28.991	52.358
71	23.267	29.014	52.281
72	23.265	28.805	52.070
73	23.269	28.957	52.226
74	23.273	28.871	52.144
75	23.286	28.924	52.210
76	23.250	29.114	52.364
77	23.266	29.167	52.433
78	23.320	28.873	52.193
79	23.374	29.128	52.502
80	23.267	28.977	52.244
81	23.260	29.092	52.352
82	23.237	29.046	52.283
83	23.352	28.906	52.258
84	23.373	28.961	52.334
85	23.203	28.948	52.151
86	23.356	29.344	52.700
87	23.348	28.924	52.272
88	23.284	29.040	52.324
89	23.221	28.869	52.090
90	23.303	28.898	52.201
91	23.414	28.981	52.395
92	23.471	29.659	53.130
93	23.150	28.853	52.003
94	23.254	28.986	52.240
95	23.239	28.891	52.130
96	23.265	29.489	52.754
97	58.493	29.517	01:28.010
98	23.296	29.205	52.501
99	57.405	29.032	01:26.437
100	23.297	29.232	52.529
101	23.275	29.008	52.283
102	23.123	29.011	52.134
103	23.239	29.010	52.249
104	23.193	28.814	52.007
105	23.084	28.809	51.893
106	23.120	28.910	52.030
107	23.023	28.849	51.872
108	23.036	28.685	51.721

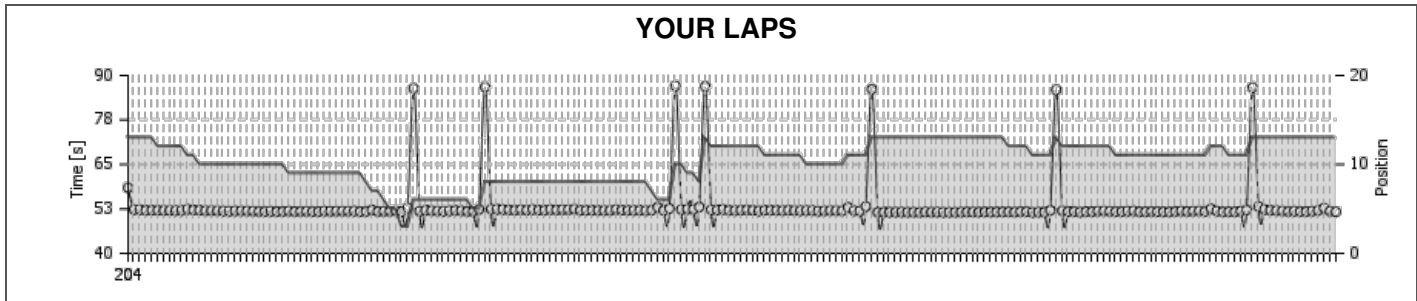
Lap	S1	S2	Lap time
109	23.001	28.784	51.785
110	23.032	28.753	51.785
111	23.063	28.768	51.831
112	23.014	28.728	51.742
113	23.001	28.696	51.697
114	23.075	28.723	51.798
115	22.987	28.741	51.728
116	22.914	28.733	51.647
117	22.944	28.665	51.609
118	23.028	28.646	51.674
119	23.027	28.683	51.710
120	23.000	28.768	51.768
121	23.001	28.698	51.699
122	22.962	28.688	51.650
123	23.011	28.769	51.780
124	22.981	28.665	51.646
125	22.978	28.742	51.720
126	23.070	28.644	51.714
127	22.984	28.761	51.745
128	23.033	28.628	51.661
129	22.986	28.696	51.682
130	22.909	28.668	51.577
131	23.021	28.717	51.738
132	22.969	28.700	51.669
133	22.994	28.690	51.684
134	22.936	28.822	51.758
135	22.987	28.606	51.593
136	22.943	28.797	51.740
137	23.003	28.782	51.785
138	22.949	28.817	51.766
139	22.999	28.794	51.793
140	23.023	28.761	51.784
141	22.933	28.942	51.875
142	22.998	28.629	51.627
143	22.998	28.886	51.884
144	22.968	28.682	51.650
145	23.117	28.933	52.050
146	23.039	28.740	51.779
147	23.031	28.803	51.834
148	22.993	28.766	51.759
149	23.032	28.736	51.768
150	22.965	29.016	51.981
151	23.044	28.687	51.731
152	22.944	28.664	51.608
153	23.010	28.709	51.719
154	22.968	28.791	51.759
155	22.959	28.818	51.777
156	23.111	29.171	52.282
157	56.891	29.866	01:26.757
158	01:03.068	28.507	01:31.575
159	22.877	28.501	51.378
160	22.823	28.479	51.302
161	22.866	28.528	51.394
162	22.835	28.525	51.360
163	22.801	28.405	51.206
164	22.897	28.552	51.449
165	22.822	28.540	51.362
166	22.834	28.489	51.323
167	22.849	28.480	51.329
168	22.816	28.432	51.248
169	22.942	28.652	51.594
170	22.961	28.686	51.647
171	22.819	28.480	51.299
172	22.855	28.591	51.446
173	22.860	28.477	51.337
174	22.769	28.509	51.278

Lap	S1	S2	Lap time
175	22.826	28.554	51.380
176	22.790	28.449	51.239
177	22.793	28.445	51.238
178	22.861	28.439	51.300
179	22.861	28.516	51.377
180	22.795	28.441	51.236
181	22.780	28.792	51.572
182	56.960	28.571	01:25.531
183	22.888	28.563	51.451
184	22.896	28.596	51.492
185	22.775	28.424	51.199
186	22.823	28.431	51.254
187	22.802	28.410	51.212
188	22.722	28.620	51.342
189	22.775	28.533	51.308
190	22.963	28.529	51.492
191	22.766	28.433	51.199
192	22.778	28.452	51.230
193	22.738	28.467	51.205
194	22.794	28.459	51.253
195	22.800	28.476	51.276
196	22.874	28.451	51.325
197	22.779	28.538	51.317
198	22.797	28.430	51.227
199	22.776	28.542	51.318
200	22.731	28.448	51.179
201	22.852	28.441	51.293
202	22.759	28.443	51.202
203	22.825	28.431	51.256
204	22.846	28.603	51.449
IDEAL	22.722	28.405	51.127

TRACK RECORDS

TOP DNIA			TOP TYGODNIA			TOP MIESIĄCA			TOP KONFIGURACJI			TOP KOBIET		
#	Driver	Lap	#	Driver	Lap	#	Driver	Lap	#	Driver	Lap	#	Driver	Lap
1	1 Boutens Ruben .	49.495	1	1 Boutens Ruben .	49.495	1	1 Boutens Ruben .	49.495	1	1 Boutens Ruben .	49.495	1	PALECZKA E.	52.523
2	137 puyato opnithi .	49.692	2	Romano Franssen .	49.511	2	Romano Franssen .	49.511	2	Romano Franssen .	49.511	2	MOTZ M.	54.835
3	19 Ryndzionek Michal .	49.739	3	Jakub Klęk .	49.527	3	Jakub Klęk .	49.527	3	Jakub Klęk .	49.527	3	VERSCHOOR T.	55.332
4	50 Laube Tobias .	49.742	4	Jakub Olechowski .	49.614	4	Jakub Olechowski .	49.614	4	Jakub Olechowski .	49.614	4	PRUCNAL K.	55.502
5	179 Balneger Selina .	49.746	5	Mateusz Bartsch .	49.619	5	Mateusz Bartsch .	49.619	5	Mateusz Bartsch .	49.619	5	PRUCNAL K.	55.704
6	143 Kolodziej Pawel .	49.778	6	137 puyato opnithi .	49.692	6	137 puyato opnithi .	49.692	6	137 puyato opnithi .	49.692	6	PILAT K.	55.739
7	191 van Dijk Thom .	49.784	7	19 Ryndzionek Michal .	49.739	7	19 Ryndzionek Michal .	49.739	7	19 Ryndzionek Michal .	49.739	7	---	00.000
8	17 Douven Christian .	49.809	8	50 Laube Tobias .	49.742	8	50 Laube Tobias .	49.742	8	50 Laube Tobias .	49.742	8	---	00.000
9	97 Stolk Lorenzo .	49.810	9	179 Balneger Selina .	49.746	9	179 Balneger Selina .	49.746	9	179 Balneger Selina .	49.746	9	---	00.000
10	198 Pel Artur .	49.810	10	Erik Berggren .	49.762	10	Erik Berggren .	49.762	10	Erik Berggren .	49.762	10	---	00.000

Position	Kart	Best Lap	Date
13	17 Team Soop Slovakia	Kart 17	51.491
			22-07-2018



YOUR RESULTS

Lap	S1	S2	Lap time
1	29.402	29.042	58.444
2	23.477	28.827	52.304
3	23.365	28.917	52.282
4	23.325	28.768	52.093
5	23.288	28.833	52.121
6	23.333	28.766	52.099
7	23.251	28.807	52.058
8	23.253	28.809	52.062
9	23.223	28.819	52.042
10	23.250	28.790	52.040
11	23.630	28.765	52.395
12	23.282	28.918	52.200
13	23.275	28.864	52.139
14	23.238	28.747	51.985
15	23.256	28.750	52.006
16	23.224	28.749	51.973
17	23.184	28.725	51.909
18	23.181	28.659	51.840
19	23.171	28.757	51.928
20	23.109	28.817	51.926
21	23.174	28.729	51.903
22	23.151	28.714	51.865
23	23.131	28.675	51.806
24	23.152	28.651	51.803
25	23.132	28.711	51.843
26	23.124	28.634	51.758
27	23.054	28.742	51.796
28	23.122	28.771	51.893
29	23.070	28.683	51.753
30	23.165	28.646	51.811
31	23.173	28.657	51.830
32	23.087	28.708	51.795
33	23.096	28.657	51.753
34	23.163	28.725	51.888
35	23.136	28.677	51.813
36	23.104	28.757	51.861
37	23.093	28.769	51.862
38	23.151	28.703	51.854
39	23.153	28.770	51.923
40	23.114	28.628	51.742
41	23.141	28.661	51.802
42	23.331	28.872	52.203

YOUR COMPETITORS

Pos	Driver	Kart	Best S1	Best S2	Best Lap	Gap
1	8 Team BRD .	8	22.752	28.275	51.125	+00.000
2	15 The Dutch Value .	15	22.912	28.344	51.273	+07.966
3	10 BlueStar Racing Team .	10	22.796	28.390	51.289	+13.744
4	5 Hussarya Poland 2 .	5	22.815	28.493	51.409	+37.322
5	20 Traxis Belgium 1 .	20	22.821	28.415	51.332	+37.613
6	3 Racing Center Team Poland .	3	22.813	28.447	51.384	+43.082
7	24 BlueStar JR team .	24	22.876	28.407	51.382	+45.222
8	26 Hyssarya MG Racing .	26	22.909	28.507	51.459	+50.048
9	21 Hussarya Poland 1 .	21	22.824	28.384	51.386	+01:08.881
10	14 WRT Lübeck e.V .	14	22.853	28.467	51.400	+1 LAP
11	1 Hussarya Poland 3 .	1	22.852	28.411	51.391	+1 LAP
12	16 Karting Friends RT Poland .	16	22.722	28.405	51.179	+1 LAP
13	17 Team Soop Slovakia .	17	22.904	28.471	51.491	+1 LAP
14	7 TEAM CLICKSPEED BRASIL .	7	22.847	28.456	51.347	+1 LAP
THEORETICAL BEST LAP			22.722	28.275	50.997	

Lap	S1	S2	Lap time
43	23.187	28.579	51.766
44	23.081	28.731	51.812
45	23.149	28.689	51.838
46	23.232	28.752	51.984
47	23.177	28.598	51.775
48	23.445	29.353	52.798
49	57.588	28.739	01:26.327
50	23.080	28.746	51.826
51	23.211	28.853	52.064
52	23.211	28.768	51.979
53	23.123	28.786	51.909
54	23.218	28.640	51.858
55	23.219	28.747	51.966
56	23.213	28.855	52.068
57	23.184	28.778	51.962
58	23.122	28.676	51.798
59	23.164	28.645	51.809
60	23.208	29.166	52.374
61	57.676	29.090	01:26.766
62	23.243	29.178	52.421
63	23.379	28.988	52.367
64	23.341	28.966	52.307
65	23.300	28.918	52.218
66	23.327	28.778	52.105
67	23.304	28.947	52.251
68	23.224	28.932	52.156
69	23.334	29.005	52.339
70	23.178	28.998	52.176
71	23.201	28.918	52.119
72	23.235	29.067	52.302
73	23.230	28.958	52.188
74	23.248	29.005	52.253
75	23.305	28.949	52.254
76	23.317	29.114	52.431
77	23.270	28.835	52.105
78	23.222	28.885	52.107
79	23.200	28.910	52.110
80	23.165	28.907	52.072
81	23.166	28.864	52.030
82	23.196	28.844	52.040
83	23.321	28.987	52.308
84	23.263	28.912	52.175
85	23.208	28.900	52.108
86	23.149	28.909	52.058
87	23.165	28.940	52.105
88	23.161	28.826	51.987
89	23.290	28.861	52.151
90	24.112	28.866	52.978
91	23.095	28.979	52.074
92	23.192	29.415	52.607
93	57.911	29.142	01:27.053
94	23.304	28.975	52.279
95	23.392	29.006	52.398
96	23.424	28.890	52.314
97	23.353	29.693	53.046
98	57.918	29.048	01:26.966
99	23.294	28.963	52.257
100	23.251	28.959	52.210
101	23.306	29.035	52.341
102	23.189	28.893	52.082
103	23.250	28.776	52.026
104	23.227	28.907	52.134
105	23.189	29.023	52.212
106	23.168	28.958	52.126
107	23.143	28.786	51.929
108	23.132	29.025	52.157

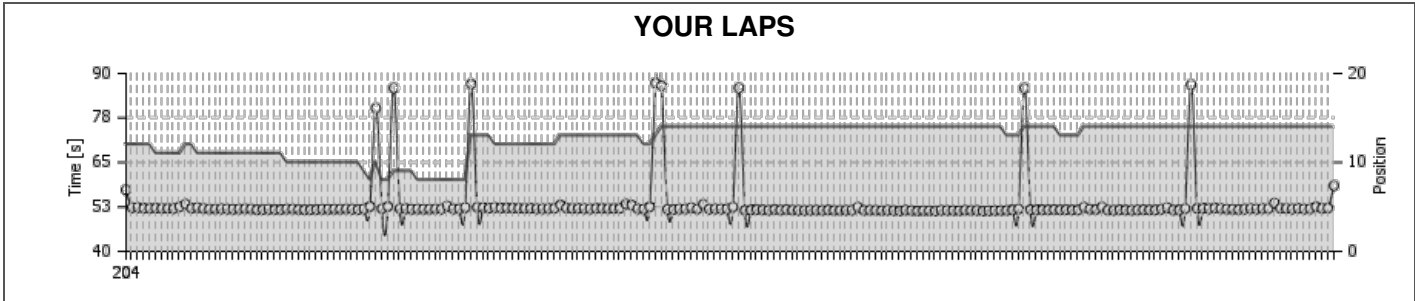
Lap	S1	S2	Lap time
109	23.197	28.921	52.118
110	23.167	28.915	52.082
111	23.146	28.863	52.009
112	23.153	29.007	52.160
113	23.145	28.882	52.027
114	23.134	28.887	52.021
115	23.264	28.782	52.046
116	23.201	28.846	52.047
117	23.122	28.718	51.840
118	23.145	28.801	51.946
119	23.077	28.931	52.008
120	23.147	28.845	51.992
121	23.174	28.764	51.938
122	23.062	29.888	52.950
123	23.157	28.836	51.993
124	23.044	28.842	51.886
125	23.395	29.754	53.149
126	57.516	28.619	01:26.135
127	23.039	28.471	51.510
128	23.001	28.522	51.523
129	23.041	28.540	51.581
130	23.064	28.516	51.580
131	23.114	28.475	51.589
132	22.995	28.539	51.534
133	22.974	28.572	51.546
134	22.976	28.515	51.491
135	23.028	28.597	51.625
136	23.010	28.559	51.569
137	23.017	28.597	51.614
138	23.026	28.508	51.534
139	22.916	28.598	51.514
140	23.020	28.500	51.520
141	22.983	28.582	51.565
142	23.004	28.649	51.653
143	23.028	28.598	51.626
144	23.064	28.579	51.643
145	23.003	28.683	51.686
146	22.998	28.635	51.633
147	23.007	28.641	51.648
148	23.089	28.572	51.661
149	23.077	28.599	51.676
150	23.052	28.535	51.587
151	23.171	28.597	51.768
152	23.069	28.715	51.784
153	22.946	28.558	51.504
154	22.904	28.662	51.566
155	22.934	28.594	51.528
156	22.928	29.162	52.090
157	57.245	28.727	01:25.972
158	23.301	28.670	51.971
159	23.116	28.677	51.793
160	23.149	28.631	51.780
161	23.052	28.516	51.568
162	23.095	28.657	51.752
163	23.130	28.585	51.715
164	23.167	28.695	51.862
165	23.100	28.820	51.920
166	23.217	28.604	51.821
167	23.148	28.636	51.784
168	23.138	28.621	51.759
169	23.129	28.722	51.851
170	23.103	28.816	51.919
171	23.196	28.503	51.699
172	23.096	28.620	51.716
173	23.157	28.620	51.777
174	23.154	28.611	51.765

Lap	S1	S2	Lap time
175	23.103	28.602	51.705
176	23.071	28.587	51.658
177	23.155	28.631	51.786
178	23.088	28.802	51.890
179	23.131	28.633	51.764
180	23.174	28.674	51.848
181	23.093	28.818	51.911
182	23.091	28.719	51.810
183	23.851	28.674	52.525
184	23.242	28.633	51.875
185	23.029	28.633	51.662
186	23.093	28.614	51.707
187	23.003	28.669	51.672
188	23.145	28.707	51.852
189	23.044	29.193	52.237
190	57.773	28.845	01:26.618
191	22.924	30.205	53.129
192	23.285	29.013	52.298
193	23.107	28.987	52.094
194	23.039	28.968	52.007
195	23.063	28.849	51.912
196	23.038	28.749	51.787
197	23.043	28.843	51.886
198	22.988	28.795	51.783
199	23.009	28.752	51.761
200	22.974	28.879	51.853
201	23.084	28.964	52.048
202	23.987	28.743	52.730
203	23.041	28.803	51.844
204	23.012	28.708	51.720
IDEAL	22.904	28.471	51.375

TRACK RECORDS

TOP DNIA			TOP TYGODNIA			TOP MIESIĄCA			TOP KONFIGURACJI			TOP KOBIET		
#	Driver	Lap	#	Driver	Lap	#	Driver	Lap	#	Driver	Lap	#	Driver	Lap
1	1 Boutens Ruben .	49.495	1	1 Boutens Ruben .	49.495	1	1 Boutens Ruben .	49.495	1	1 Boutens Ruben .	49.495	1	PALECZKA E.	52.523
2	137 puyato opnithi .	49.692	2	Romano Franssen .	49.511	2	Romano Franssen .	49.511	2	Romano Franssen .	49.511	2	MOTZ M.	54.835
3	19 Ryndzionek Michal .	49.739	3	Jakub Klęk .	49.527	3	Jakub Klęk .	49.527	3	Jakub Klęk .	49.527	3	VERSCHOOR T.	55.332
4	50 Laube Tobias .	49.742	4	Jakub Olechowski .	49.614	4	Jakub Olechowski .	49.614	4	Jakub Olechowski .	49.614	4	PRUCNAL K.	55.502
5	179 Balneger Selina .	49.746	5	Mateusz Bartsch .	49.619	5	Mateusz Bartsch .	49.619	5	Mateusz Bartsch .	49.619	5	PRUCNAL K.	55.704
6	143 Kolodziej Pawel .	49.778	6	137 puyato opnithi .	49.692	6	137 puyato opnithi .	49.692	6	137 puyato opnithi .	49.692	6	PILAT K.	55.739
7	191 van Dijk Thom .	49.784	7	19 Ryndzionek Michal .	49.739	7	19 Ryndzionek Michal .	49.739	7	19 Ryndzionek Michal .	49.739	7	---	00.000
8	17 Douven Christian .	49.809	8	50 Laube Tobias .	49.742	8	50 Laube Tobias .	49.742	8	50 Laube Tobias .	49.742	8	---	00.000
9	97 Stolk Lorenzo .	49.810	9	179 Balneger Selina .	49.746	9	179 Balneger Selina .	49.746	9	179 Balneger Selina .	49.746	9	---	00.000
10	198 Pel Artur .	49.810	10	Erik Berggren .	49.762	10	Erik Berggren .	49.762	10	Erik Berggren .	49.762	10	---	00.000

Position	Kart	Best Lap	Date
14	7 TEAM CLICKSPEED BRASIL	Kart 7 51.347	22-07-2018



YOUR RESULTS

Lap	S1	S2	Lap time
1	28.329	28.952	57.281
2	23.372	28.925	52.297
3	23.353	28.977	52.330
4	23.285	28.828	52.113
5	23.318	28.767	52.085
6	23.280	28.892	52.172
7	23.197	28.851	52.048
8	23.251	28.840	52.091
9	23.201	28.844	52.045
10	23.234	29.301	52.535
11	24.518	28.765	53.283
12	23.215	28.900	52.115
13	23.354	28.925	52.279
14	23.089	28.938	52.027
15	23.129	28.766	51.895
16	23.130	28.758	51.888
17	23.153	28.822	51.975
18	23.206	28.702	51.908
19	23.093	28.720	51.813
20	23.126	28.785	51.911
21	23.135	28.823	51.958
22	23.106	28.808	51.914
23	23.088	28.645	51.733
24	23.089	28.711	51.800
25	23.079	28.771	51.850
26	23.106	28.687	51.793
27	23.064	28.693	51.757
28	23.090	28.819	51.909
29	23.128	28.780	51.908
30	23.069	28.725	51.794
31	23.037	28.683	51.720
32	23.011	28.747	51.758
33	23.087	28.689	51.776
34	23.136	28.706	51.842
35	23.070	28.743	51.813
36	23.119	28.743	51.862
37	23.061	28.783	51.844
38	23.130	28.787	51.917
39	23.141	28.750	51.891
40	23.058	28.718	51.776
41	23.162	28.766	51.928
42	23.093	29.540	52.633

YOUR COMPETITORS

Pos	Driver	Kart	Best S1	Best S2	Best Lap	Gap
1	8 Team BRD .	8	22.752	28.275	51.125	+00.000
2	15 The Dutch Value .	15	22.912	28.344	51.273	+07.966
3	10 BlueStar Racing Team .	10	22.796	28.390	51.289	+13.744
4	5 Hussarya Poland 2 .	5	22.815	28.493	51.409	+37.322
5	20 Traxis Belgium 1 .	20	22.821	28.415	51.332	+37.613
6	3 Racing Center Team Poland .	3	22.813	28.447	51.384	+43.082
7	24 BlueStar JR team .	24	22.876	28.407	51.382	+45.222
8	26 Hyssarya MG Racing .	26	22.909	28.507	51.459	+50.048
9	21 Hussarya Poland 1 .	21	22.824	28.384	51.386	+01:08.881
10	14 WRT Lübeck e.V .	14	22.853	28.467	51.400	+1 LAP
11	1 Hussarya Poland 3 .	1	22.852	28.411	51.391	+1 LAP
12	16 Karting Friends RT Poland .	16	22.722	28.405	51.179	+1 LAP
13	17 Team Soop Slovakia .	17	22.904	28.471	51.491	+1 LAP
14	7 TEAM CLICKSPEED BRASIL .	7	22.847	28.456	51.347	+1 LAP
THEORETICAL BEST LAP			22.722	28.275	50.997	

Lap	S1	S2	Lap time
43	51.342	28.878	01:20.220
44	23.250	28.736	51.986
45	23.316	29.303	52.619
46	57.193	28.707	01:25.900
47	23.211	28.794	52.005
48	23.233	28.748	51.981
49	23.141	28.691	51.832
50	23.224	28.678	51.902
51	23.130	28.704	51.834
52	23.141	28.717	51.858
53	23.092	28.818	51.910
54	23.076	28.854	51.930
55	23.472	29.253	52.725
56	23.112	28.810	51.922
57	23.105	28.832	51.937
58	23.179	29.100	52.279
59	57.883	29.142	01:27.025
60	23.355	29.027	52.382
61	23.148	29.125	52.273
62	23.184	28.972	52.156
63	23.382	28.958	52.340
64	23.280	28.897	52.177
65	23.301	28.922	52.223
66	23.225	28.943	52.168
67	23.228	28.894	52.122
68	23.237	28.820	52.057
69	23.234	28.911	52.145
70	23.100	28.875	51.975
71	23.174	28.802	51.976
72	23.167	28.859	52.026
73	23.245	28.875	52.120
74	24.134	28.925	53.059
75	23.154	29.033	52.187
76	23.237	28.812	52.049
77	23.153	28.953	52.106
78	23.222	28.792	52.014
79	23.140	28.799	51.939
80	23.340	28.761	52.101
81	23.124	28.958	52.082
82	23.184	28.822	52.006
83	23.192	28.876	52.068
84	23.177	28.955	52.132
85	23.237	30.062	53.299
86	23.689	29.276	52.965
87	23.159	28.794	51.953
88	23.132	28.754	51.886
89	23.226	29.283	52.509
90	57.762	29.571	01:27.333
91	57.859	28.715	01:26.574
92	23.102	28.711	51.813
93	23.088	28.691	51.779
94	23.148	28.769	51.917
95	23.098	28.814	51.912
96	23.202	29.062	52.264
97	23.143	28.737	51.880
98	24.342	28.896	53.238
99	23.103	28.786	51.889
100	23.130	28.822	51.952
101	23.097	28.796	51.893
102	23.226	28.704	51.930
103	23.163	29.274	52.437
104	57.340	28.591	01:25.931
105	22.932	28.573	51.505
106	22.906	28.732	51.638
107	23.084	28.708	51.792
108	23.003	28.678	51.681

Lap	S1	S2	Lap time
109	22.978	28.563	51.541
110	23.136	28.671	51.807
111	22.977	28.605	51.582
112	22.966	28.805	51.771
113	23.018	28.564	51.582
114	22.979	28.587	51.566
115	22.921	28.593	51.514
116	22.912	28.640	51.552
117	22.987	28.594	51.581
118	22.927	28.575	51.502
119	23.025	28.619	51.644
120	22.855	28.652	51.507
121	22.897	28.609	51.506
122	22.931	28.637	51.568
123	22.901	28.659	51.560
124	23.436	28.970	52.406
125	22.922	28.587	51.509
126	22.953	28.602	51.555
127	22.934	28.595	51.529
128	22.890	28.542	51.432
129	22.993	28.590	51.583
130	22.931	28.553	51.484
131	22.918	28.456	51.374
132	22.904	28.675	51.579
133	22.908	28.554	51.462
134	22.883	28.464	51.347
135	22.896	28.518	51.414
136	22.938	28.468	51.406
137	22.887	28.490	51.377
138	22.931	28.615	51.546
139	22.938	28.562	51.500
140	22.939	28.516	51.455
141	22.866	28.529	51.395
142	22.927	28.630	51.557
143	22.880	28.602	51.482
144	22.896	28.641	51.537
145	22.887	28.461	51.348
146	22.898	28.502	51.400
147	22.875	28.583	51.458
148	22.957	28.497	51.454
149	22.847	28.641	51.488
150	22.956	28.697	51.653
151	22.967	28.936	51.903
152	57.246	28.627	01:25.873
153	23.060	28.667	51.727
154	22.996	28.648	51.644
155	23.025	28.673	51.698
156	23.042	28.642	51.684
157	23.025	28.723	51.748
158	22.991	28.698	51.689
159	23.017	28.741	51.758
160	22.949	28.719	51.668
161	22.962	28.698	51.660
162	23.587	28.830	52.417
163	23.150	28.685	51.835
164	23.057	28.726	51.783
165	23.729	28.737	52.466
166	22.998	28.590	51.588
167	22.956	28.615	51.571
168	22.983	28.732	51.715
169	22.949	28.686	51.635
170	22.934	28.611	51.545
171	22.951	28.676	51.627
172	23.096	28.626	51.722
173	22.973	28.690	51.663
174	22.963	28.716	51.679

Lap	S1	S2	Lap time
175	23.048	28.827	51.875
176	23.510	28.743	52.253
177	22.950	28.625	51.575
178	22.985	28.633	51.618
179	23.021	28.973	51.994
180	57.741	29.086	01:26.827
181	23.163	28.924	52.087
182	23.105	29.011	52.116
183	23.186	28.786	51.972
184	23.261	28.963	52.224
185	23.129	28.886	52.015
186	23.099	28.771	51.870
187	23.047	28.768	51.815
188	23.085	28.681	51.766
189	23.054	28.871	51.925
190	23.146	28.880	52.026
191	23.042	28.851	51.893
192	23.149	28.865	52.014
193	23.120	28.899	52.019
194	23.127	30.427	53.554
195	23.241	28.880	52.121
196	23.134	28.924	52.058
197	23.127	28.819	51.946
198	23.142	28.952	52.094
199	23.069	28.837	51.906
200	23.069	28.879	51.948
201	23.686	28.859	52.545
202	23.094	28.960	52.054
203	23.142	29.040	52.182
204	26.612	31.868	58.480
IDEAL	22.847	28.456	51.303

TRACK RECORDS

TOP DNIA			TOP TYGODNIA			TOP MIESIĄCA			TOP KONFIGURACJI			TOP KOBIEŃ		
#	Driver	Lap	#	Driver	Lap	#	Driver	Lap	#	Driver	Lap	#	Driver	Lap
1	1 Boutens Ruben .	49.495	1	1 Boutens Ruben .	49.495	1	1 Boutens Ruben .	49.495	1	1 Boutens Ruben .	49.495	1	PALECZKA E.	52.523
2	137 puyato opnithi .	49.692	2	Romano Franssen .	49.511	2	Romano Franssen .	49.511	2	Romano Franssen .	49.511	2	MOTZ M.	54.835
3	19 Ryndzionek Michal .	49.739	3	Jakub Klęk .	49.527	3	Jakub Klęk .	49.527	3	Jakub Klęk .	49.527	3	VERSCHOOR T.	55.332
4	50 Laube Tobias .	49.742	4	Jakub Olechowski .	49.614	4	Jakub Olechowski .	49.614	4	Jakub Olechowski .	49.614	4	PRUCNAL K.	55.502
5	179 Balneger Selina .	49.746	5	Mateusz Bartsch .	49.619	5	Mateusz Bartsch .	49.619	5	Mateusz Bartsch .	49.619	5	PRUCNAL K.	55.704
6	143 Kolodziej Pawel .	49.778	6	137 puyato opnithi .	49.692	6	137 puyato opnithi .	49.692	6	137 puyato opnithi .	49.692	6	PILAT K.	55.739
7	191 van Dijk Thom .	49.784	7	19 Ryndzionek Michal .	49.739	7	19 Ryndzionek Michal .	49.739	7	19 Ryndzionek Michal .	49.739	7	---	00.000
8	17 Douven Christian .	49.809	8	50 Laube Tobias .	49.742	8	50 Laube Tobias .	49.742	8	50 Laube Tobias .	49.742	8	---	00.000
9	97 Stolk Lorenzo .	49.810	9	179 Balneger Selina .	49.746	9	179 Balneger Selina .	49.746	9	179 Balneger Selina .	49.746	9	---	00.000
10	198 Pel Artur .	49.810	10	Erik Berggren .	49.762	10	Erik Berggren .	49.762	10	Erik Berggren .	49.762	10	---	00.000