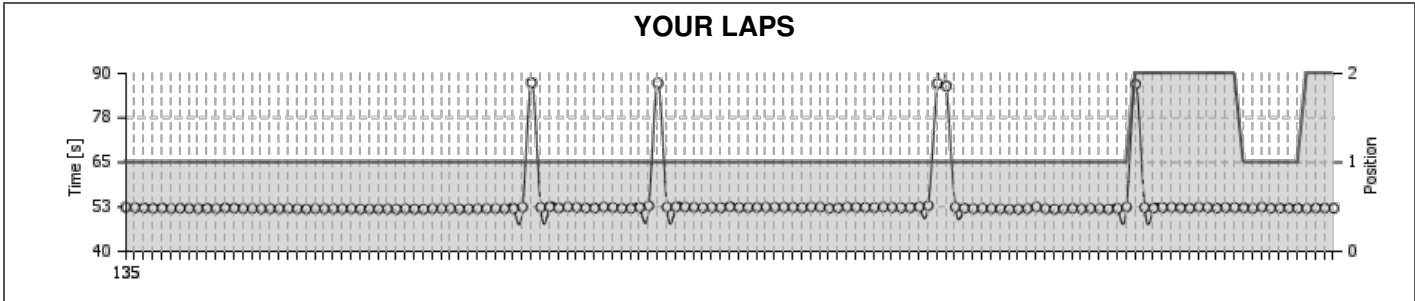


Position	Kart	Best Lap	Date
1	25 The Vikings	51.829	22-07-2018



YOUR RESULTS

Lap	S1	S2	Lap time
1	23.457	28.928	52.385
2	23.424	28.861	52.285
3	23.370	28.865	52.235
4	23.317	28.764	52.081
5	23.422	28.767	52.189
6	23.268	28.757	52.025
7	23.364	28.786	52.150
8	23.263	28.816	52.079
9	23.232	28.775	52.007
10	23.375	28.703	52.078
11	23.270	28.719	51.989
12	23.328	28.907	52.235
13	23.319	28.820	52.139
14	23.240	28.789	52.029
15	23.199	28.843	52.042
16	23.220	28.761	51.981
17	23.234	28.742	51.976
18	23.270	28.700	51.970
19	23.225	28.837	52.062
20	23.197	28.735	51.932
21	23.210	28.669	51.879
22	23.271	28.739	52.010
23	23.214	28.758	51.972
24	23.208	28.763	51.971
25	23.260	28.690	51.950
26	23.243	28.759	52.002
27	23.217	28.639	51.856
28	23.194	28.708	51.902
29	23.209	28.675	51.884
30	23.161	28.786	51.947
31	23.184	28.673	51.857
32	23.221	28.745	51.966
33	23.159	28.709	51.868
34	23.152	28.686	51.838
35	23.226	28.760	51.986
36	23.259	28.758	52.017
37	23.265	28.782	52.047
38	23.143	28.747	51.890
39	23.159	28.760	51.919
40	23.230	28.752	51.982
41	23.249	28.768	52.017
42	23.204	28.810	52.014

YOUR COMPETITORS

Pos	Driver	Kart	Best S1	Best S2	Best Lap	Gap
1	25 The Vikings .	25	23.142	28.623	51.829	+00.000
2	13 Work in progress .	13	23.107	28.744	51.927	+21.432
3	12 Traxis Belgium 2 .	12	23.105	28.719	51.867	+32.090
4	18 Swiss Team .	18	23.134	28.781	51.976	+32.549
5	2 EAFBK .	2	23.031	28.684	51.715	+51.092
6	9 Consulting Denmark I .	9	23.219	28.801	52.065	+1 LAP
7	6 Hussarya Warsaw .	6	23.128	28.772	51.922	+1 LAP
8	11 KARTING RIVAS SPAIN .	11	23.230	28.850	52.191	+2 LAP
9	22 Consulting Denmark II .	22	23.311	28.987	52.336	+2 LAP
10	4 Schwarz Rot Gold .	4	23.227	28.820	52.110	+2 LAP
11	19 Clickspeed 2 .	19	23.325	29.054	52.400	+2 LAP
12	23 Riders of the Caribbean .	23	23.304	29.001	52.380	+2 LAP
THEORETICAL BEST LAP			23.031	28.623	51.654	

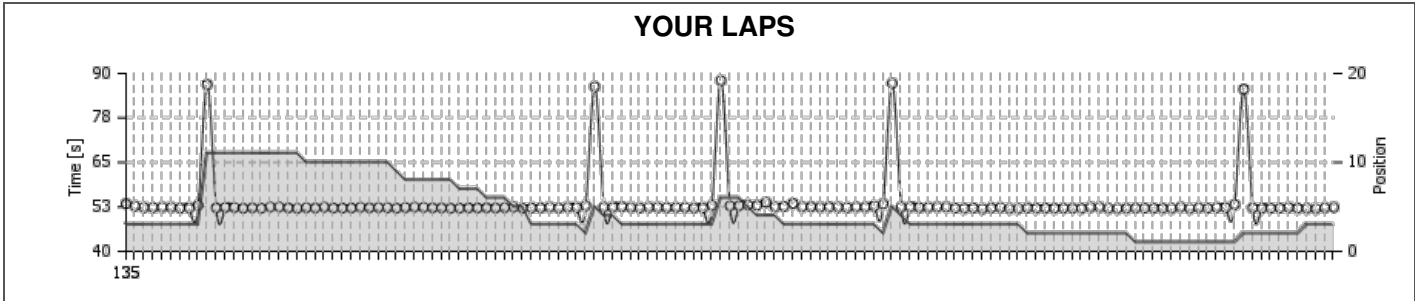
Lap	S1	S2	Lap time
43	23.173	28.792	51.965
44	23.270	28.798	52.068
45	23.175	29.244	52.419
46	58.061	29.309	01:27.370
47	23.274	29.080	52.354
48	23.249	29.286	52.535
49	23.282	28.919	52.201
50	23.385	29.103	52.488
51	23.293	29.045	52.338
52	23.307	28.894	52.201
53	23.241	28.927	52.168
54	23.346	29.116	52.462
55	23.266	29.058	52.324
56	23.228	28.882	52.110
57	23.242	28.861	52.103
58	23.156	29.129	52.285
59	23.185	29.606	52.791
60	57.993	29.280	01:27.273
61	23.371	29.046	52.417
62	23.375	29.092	52.467
63	23.425	29.031	52.456
64	23.397	28.988	52.385
65	23.314	28.949	52.263
66	23.270	29.066	52.336
67	23.260	28.987	52.247
68	23.313	29.243	52.556
69	23.302	28.986	52.288
70	23.353	28.937	52.290
71	23.267	29.086	52.353
72	23.386	29.016	52.402
73	23.298	29.047	52.345
74	23.344	29.046	52.390
75	23.387	28.982	52.369
76	23.238	29.012	52.250
77	23.391	29.047	52.438
78	23.491	28.956	52.447
79	23.281	28.827	52.108
80	23.267	28.953	52.220
81	23.407	29.027	52.434
82	23.385	28.946	52.331
83	23.313	28.997	52.310
84	23.382	28.906	52.288
85	23.345	29.117	52.462
86	23.358	28.999	52.357
87	23.278	28.972	52.250
88	23.335	28.935	52.270
89	23.306	29.165	52.471
90	23.374	29.465	52.839
91	57.885	29.223	01:27.108
92	57.711	28.749	01:26.460
93	23.365	29.050	52.415
94	23.385	28.727	52.112
95	23.303	28.669	51.972
96	23.224	28.838	52.062
97	23.270	28.728	51.998
98	23.191	28.744	51.935
99	23.195	28.636	51.831
100	23.222	28.661	51.883
101	23.238	28.767	52.005
102	23.232	29.264	52.496
103	23.322	28.631	51.953
104	23.201	28.628	51.829
105	23.229	28.704	51.933
106	23.252	28.842	52.094
107	23.215	28.734	51.949
108	23.277	28.778	52.055

Lap	S1	S2	Lap time
109	23.235	28.752	51.987
110	23.218	28.623	51.841
111	23.246	28.790	52.036
112	23.215	29.243	52.458
113	57.971	29.045	01:27.016
114	23.379	28.949	52.328
115	23.206	28.962	52.168
116	23.247	29.021	52.268
117	23.270	29.103	52.373
118	23.256	28.981	52.237
119	23.270	28.852	52.122
120	23.307	29.113	52.420
121	23.274	29.042	52.316
122	23.246	28.913	52.159
123	23.229	29.062	52.291
124	23.258	29.039	52.297
125	23.223	29.013	52.236
126	23.193	28.861	52.054
127	23.240	29.180	52.420
128	23.213	28.936	52.149
129	23.259	28.901	52.160
130	23.206	28.939	52.145
131	23.215	28.889	52.104
132	23.158	28.872	52.030
133	23.142	29.045	52.187
134	23.294	28.892	52.186
135	23.225	28.938	52.163
IDEAL	23.142	28.623	51.765

TRACK RECORDS

TOP DNIA			TOP TYGODNIA			TOP MIESIĄCA			TOP KONFIGURACJI			TOP KOBIET		
#	Driver	Lap	#	Driver	Lap	#	Driver	Lap	#	Driver	Lap	#	Driver	Lap
1	1 Boutens Ruben .	49.495	1	1 Boutens Ruben .	49.495	1	1 Boutens Ruben .	49.495	1	1 Boutens Ruben .	49.495	1	PALECZKA E.	52.523
2	137 puyato opnithi .	49.692	2	Romano Franssen .	49.511	2	Romano Franssen .	49.511	2	Romano Franssen .	49.511	2	MOTZ M.	54.835
3	19 Ryndzionek Michal .	49.739	3	Jakub Klęk .	49.527	3	Jakub Klęk .	49.527	3	Jakub Klęk .	49.527	3	VERSCHOOR T.	55.332
4	50 Laube Tobias .	49.742	4	Jakub Olechowski .	49.614	4	Jakub Olechowski .	49.614	4	Jakub Olechowski .	49.614	4	PRUCNAL K.	55.502
5	179 Balneger Selina .	49.746	5	Mateusz Bartsch .	49.619	5	Mateusz Bartsch .	49.619	5	Mateusz Bartsch .	49.619	5	PRUCNAL K.	55.704
6	143 Kolodziej Pawel .	49.778	6	137 puyato opnithi .	49.692	6	137 puyato opnithi .	49.692	6	137 puyato opnithi .	49.692	6	PILAT K.	55.739
7	191 van Dijk Thom .	49.784	7	19 Ryndzionek Michal .	49.739	7	19 Ryndzionek Michal .	49.739	7	19 Ryndzionek Michal .	49.739	7	---	00.000
8	17 Douven Christian .	49.809	8	50 Laube Tobias .	49.742	8	50 Laube Tobias .	49.742	8	50 Laube Tobias .	49.742	8	---	00.000
9	97 Stolk Lorenzo .	49.810	9	179 Balneger Selina .	49.746	9	179 Balneger Selina .	49.746	9	179 Balneger Selina .	49.746	9	---	00.000
10	198 Pel Artur .	49.810	10	Erik Berggren .	49.762	10	Erik Berggren .	49.762	10	Erik Berggren .	49.762	10	---	00.000

Position	Kart	Best Lap	Date
2	13 Work in progress	51.927	22-07-2018



YOUR RESULTS

Lap	S1	S2	Lap time
1	24.340	29.068	53.408
2	23.479	29.262	52.741
3	23.330	29.006	52.336
4	23.309	28.987	52.296
5	23.291	29.108	52.399
6	23.303	29.067	52.370
7	23.297	28.875	52.172
8	23.247	28.946	52.193
9	23.225	29.766	52.991
10	57.843	29.015	01:26.858
11	23.258	28.971	52.229
12	23.266	29.053	52.319
13	23.269	29.032	52.301
14	23.257	28.862	52.119
15	23.313	28.927	52.240
16	23.241	28.887	52.128
17	23.368	29.097	52.465
18	23.521	28.951	52.472
19	23.198	29.019	52.217
20	23.197	28.866	52.063
21	23.229	29.023	52.252
22	23.234	28.964	52.198
23	23.340	29.092	52.432
24	23.235	28.949	52.184
25	23.251	28.914	52.165
26	23.286	28.903	52.189
27	23.350	29.035	52.385
28	23.246	28.996	52.242
29	23.238	29.056	52.294
30	23.279	28.999	52.278
31	23.261	28.869	52.130
32	23.296	28.988	52.284
33	23.314	29.122	52.436
34	23.355	28.985	52.340
35	23.256	28.987	52.243
36	23.306	28.921	52.227
37	23.208	28.915	52.123
38	23.265	28.879	52.144
39	23.287	28.940	52.227
40	23.229	28.969	52.198
41	23.246	28.995	52.241
42	23.249	28.938	52.187

YOUR COMPETITORS

Pos	Driver	Kart	Best S1	Best S2	Best Lap	Gap
1	25 The Vikings .	25	23.142	28.623	51.829	+00.000
2	13 Work in progress .	13	23.107	28.744	51.927	+21.432
3	12 Traxis Belgium 2 .	12	23.105	28.719	51.867	+32.090
4	18 Swiss Team .	18	23.134	28.781	51.976	+32.549
5	2 EAFBK .	2	23.031	28.684	51.715	+51.092
6	9 Consulting Denmark I .	9	23.219	28.801	52.065	+1 LAP
7	6 Hussarya Warsaw .	6	23.128	28.772	51.922	+1 LAP
8	11 KARTING RIVAS SPAIN .	11	23.230	28.850	52.191	+2 LAP
9	22 Consulting Denmark II .	22	23.311	28.987	52.336	+2 LAP
10	4 Schwarz Rot Gold .	4	23.227	28.820	52.110	+2 LAP
11	19 Clickspeed 2 .	19	23.325	29.054	52.400	+2 LAP
12	23 Riders of the Caribbean .	23	23.304	29.001	52.380	+2 LAP
THEORETICAL BEST LAP			23.031	28.623	51.654	

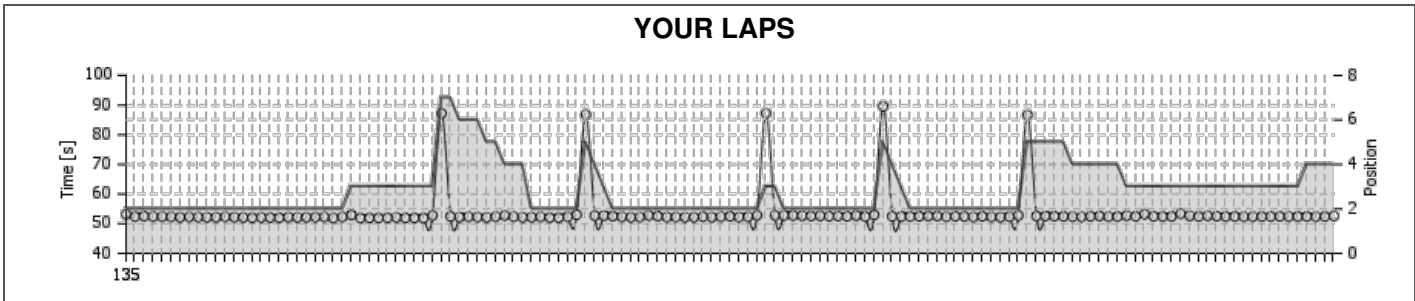
Lap	S1	S2	Lap time
43	23.211	29.048	52.259
44	23.199	29.268	52.467
45	23.287	28.851	52.138
46	23.251	28.960	52.211
47	23.226	28.999	52.225
48	23.373	29.026	52.399
49	23.219	28.958	52.177
50	23.291	29.109	52.400
51	23.354	28.943	52.297
52	23.336	29.486	52.822
53	57.322	28.937	01:26.259
54	23.354	29.054	52.408
55	23.462	28.925	52.387
56	23.501	29.054	52.555
57	23.461	28.890	52.351
58	23.307	28.923	52.230
59	23.292	29.101	52.393
60	23.439	28.917	52.356
61	23.353	28.911	52.264
62	23.314	28.978	52.292
63	23.314	28.989	52.303
64	23.433	28.772	52.205
65	23.341	28.882	52.223
66	23.489	29.435	52.924
67	58.467	29.522	01:27.989
68	23.455	29.312	52.767
69	23.487	29.332	52.819
70	23.534	29.527	53.061
71	23.617	29.322	52.939
72	24.421	29.381	53.802
73	23.406	29.066	52.472
74	23.471	29.139	52.610
75	23.535	29.937	53.472
76	23.626	28.866	52.492
77	23.471	29.093	52.564
78	23.325	29.079	52.404
79	23.472	29.030	52.502
80	23.309	29.107	52.416
81	23.326	28.946	52.272
82	23.341	29.118	52.459
83	23.430	28.993	52.423
84	23.458	29.225	52.683
85	23.573	29.784	53.357
86	58.315	28.927	01:27.242
87	23.352	29.086	52.438
88	23.285	29.202	52.487
89	23.260	29.018	52.278
90	23.309	29.038	52.347
91	23.261	29.202	52.463
92	23.398	29.082	52.480
93	23.219	28.963	52.182
94	23.244	28.857	52.101
95	23.310	28.871	52.181
96	23.148	28.779	51.927
97	23.199	29.007	52.206
98	23.203	29.074	52.277
99	23.212	28.815	52.027
100	23.260	28.794	52.054
101	23.221	29.002	52.223
102	23.207	28.892	52.099
103	23.229	28.920	52.149
104	23.242	28.852	52.094
105	23.206	28.910	52.116
106	23.157	28.961	52.118
107	23.184	28.914	52.098
108	23.368	29.049	52.417

Lap	S1	S2	Lap time
109	23.281	29.132	52.413
110	23.238	28.812	52.050
111	23.267	28.744	52.011
112	23.294	28.804	52.098
113	23.249	28.929	52.178
114	23.230	28.953	52.183
115	23.249	28.862	52.111
116	23.193	28.893	52.086
117	23.247	28.811	52.058
118	23.406	29.008	52.414
119	23.107	28.900	52.007
120	23.350	28.919	52.269
121	23.260	28.888	52.148
122	23.300	28.997	52.297
123	23.308	28.950	52.258
124	23.314	29.821	53.135
125	56.615	28.949	01:25.564
126	23.192	29.027	52.219
127	23.257	28.861	52.118
128	23.231	28.913	52.144
129	23.179	28.997	52.176
130	23.256	29.068	52.324
131	23.206	28.896	52.102
132	23.197	28.853	52.050
133	23.135	28.842	51.977
134	23.176	29.078	52.254
135	23.352	29.046	52.398
IDEAL	23.107	28.744	51.851

TRACK RECORDS

TOP DNIA			TOP TYGODNIA			TOP MIESIĄCA			TOP KONFIGURACJI			TOP KOBIEŃ		
#	Driver	Lap	#	Driver	Lap	#	Driver	Lap	#	Driver	Lap	#	Driver	Lap
1	1 Boutens Ruben .	49.495	1	1 Boutens Ruben .	49.495	1	1 Boutens Ruben .	49.495	1	1 Boutens Ruben .	49.495	1	PALECZKA E.	52.523
2	137 puyato opnithi .	49.692	2	Romano Franssen .	49.511	2	Romano Franssen .	49.511	2	Romano Franssen .	49.511	2	MOTZ M.	54.835
3	19 Ryndzionek Michal .	49.739	3	Jakub Klęk .	49.527	3	Jakub Klęk .	49.527	3	Jakub Klęk .	49.527	3	VERSCHOOR T.	55.332
4	50 Laube Tobias .	49.742	4	Jakub Olechowski .	49.614	4	Jakub Olechowski .	49.614	4	Jakub Olechowski .	49.614	4	PRUCNAL K.	55.502
5	179 Balneger Selina .	49.746	5	Mateusz Bartsch .	49.619	5	Mateusz Bartsch .	49.619	5	Mateusz Bartsch .	49.619	5	PRUCNAL K.	55.704
6	143 Kolodziej Pawel .	49.778	6	137 puyato opnithi .	49.692	6	137 puyato opnithi .	49.692	6	137 puyato opnithi .	49.692	6	PILAT K.	55.739
7	191 van Dijk Thom .	49.784	7	19 Ryndzionek Michal .	49.739	7	19 Ryndzionek Michal .	49.739	7	19 Ryndzionek Michal .	49.739	7	---	00.000
8	17 Douven Christian .	49.809	8	50 Laube Tobias .	49.742	8	50 Laube Tobias .	49.742	8	50 Laube Tobias .	49.742	8	---	00.000
9	97 Stolk Lorenzo .	49.810	9	179 Balneger Selina .	49.746	9	179 Balneger Selina .	49.746	9	179 Balneger Selina .	49.746	9	---	00.000
10	198 Pel Artur .	49.810	10	Erik Berggren .	49.762	10	Erik Berggren .	49.762	10	Erik Berggren .	49.762	10	---	00.000

Position	Kart	Best Lap	Date
3	12 Traxxis Belgium 2	51.867	22-07-2018



YOUR RESULTS

Lap	S1	S2	Lap time
1	24.011	29.145	53.156
2	23.370	29.036	52.406
3	23.404	29.140	52.544
4	23.338	29.046	52.384
5	23.326	29.041	52.367
6	23.280	29.029	52.309
7	23.252	28.904	52.156
8	23.252	29.044	52.296
9	23.242	28.977	52.219
10	23.225	28.911	52.136
11	23.293	28.850	52.143
12	23.252	29.053	52.305
13	23.288	28.887	52.175
14	23.212	28.886	52.098
15	23.276	28.761	52.037
16	23.243	28.874	52.117
17	23.198	28.861	52.059
18	23.217	28.786	52.003
19	23.183	28.997	52.180
20	23.297	28.800	52.097
21	23.239	28.910	52.149
22	23.310	28.907	52.217
23	23.376	28.919	52.295
24	23.105	28.762	51.867
25	23.248	29.016	52.264
26	24.096	28.839	52.935
27	23.172	28.719	51.891
28	23.130	28.833	51.963
29	23.157	28.818	51.975
30	23.220	28.786	52.006
31	23.153	28.940	52.093
32	23.105	28.845	51.950
33	23.224	28.746	51.970
34	23.172	28.730	51.902
35	23.218	29.557	52.775
36	58.247	28.949	01:27.196
37	23.407	29.068	52.475
38	23.180	28.998	52.178
39	23.312	29.030	52.342
40	23.193	29.036	52.229
41	23.155	28.937	52.092

YOUR COMPETITORS

Pos	Driver	Kart	Best S1	Best S2	Best Lap	Gap
1	25 The Vikings .	25	23.142	28.623	51.829	+00.000
2	13 Work in progress .	13	23.107	28.744	51.927	+21.432
3	12 Traxxis Belgium 2 .	12	23.105	28.719	51.867	+32.090
4	18 Swiss Team .	18	23.134	28.781	51.976	+32.549
5	2 EAFBK .	2	23.031	28.684	51.715	+51.092
6	9 Consulting Denmark I .	9	23.219	28.801	52.065	+1 LAP
7	6 Hussarya Warsaw .	6	23.128	28.772	51.922	+1 LAP
8	11 KARTING RIVAS SPAIN .	11	23.230	28.850	52.191	+2 LAP
9	22 Consulting Denmark II .	22	23.311	28.987	52.336	+2 LAP
10	4 Schwarz Rot Gold .	4	23.227	28.820	52.110	+2 LAP
11	19 Clickspeed 2 .	19	23.325	29.054	52.400	+2 LAP
12	23 Riders of the Caribbean .	23	23.304	29.001	52.380	+2 LAP
THEORETICAL BEST LAP			23.031	28.623	51.654	

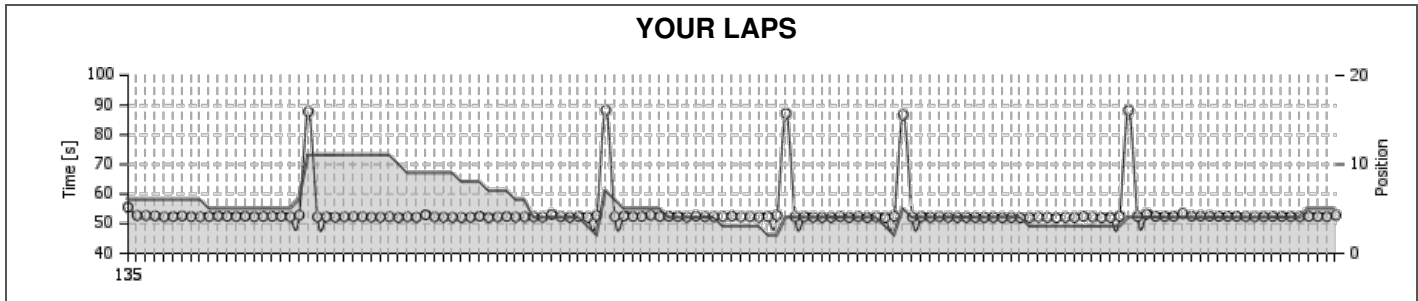
Lap	S1	S2	Lap time
42	23.194	29.178	52.372
43	23.429	29.344	52.773
44	23.424	28.944	52.368
45	23.183	28.940	52.123
46	23.323	28.848	52.171
47	23.202	29.105	52.307
48	23.219	28.840	52.059
49	23.225	28.800	52.025
50	23.468	28.874	52.342
51	23.522	29.521	53.043
52	57.612	29.123	01:26.735
53	23.516	29.148	52.664
54	23.406	29.261	52.667
55	23.505	29.041	52.546
56	23.436	28.877	52.313
57	23.344	28.809	52.153
58	23.329	28.901	52.230
59	23.395	29.340	52.735
60	23.314	29.236	52.550
61	23.384	28.823	52.207
62	23.336	28.914	52.250
63	23.320	28.841	52.161
64	23.349	28.832	52.181
65	23.332	29.061	52.393
66	23.309	28.862	52.171
67	23.448	28.884	52.332
68	23.331	29.179	52.510
69	23.339	28.864	52.203
70	23.393	28.936	52.329
71	23.383	29.418	52.801
72	57.757	29.491	01:27.248
73	23.503	29.262	52.765
74	23.445	29.330	52.775
75	23.516	29.218	52.734
76	23.469	29.187	52.656
77	23.384	29.203	52.587
78	23.268	29.363	52.631
79	23.347	29.183	52.530
80	23.324	29.250	52.574
81	23.357	29.128	52.485
82	23.294	29.397	52.691
83	23.302	29.110	52.412
84	23.402	29.570	52.972
85	01:00.494	29.145	01:29.639
86	23.389	29.095	52.484
87	23.364	29.053	52.417
88	23.280	29.134	52.414
89	23.378	29.143	52.521
90	23.322	29.254	52.576
91	23.417	29.164	52.581
92	23.301	29.054	52.355
93	23.404	29.119	52.523
94	23.375	29.082	52.457
95	23.273	28.977	52.250
96	23.302	29.194	52.496
97	23.335	28.950	52.285
98	23.241	28.920	52.161
99	23.380	29.009	52.389
100	23.310	29.463	52.773
101	57.464	29.191	01:26.655
102	23.442	29.121	52.563
103	23.516	29.065	52.581
104	23.400	29.125	52.525
105	23.402	29.085	52.487
106	23.399	28.986	52.385
107	23.285	29.024	52.309

Lap	S1	S2	Lap time
108	23.463	29.036	52.499
109	23.489	29.112	52.601
110	23.366	28.992	52.358
111	23.387	29.031	52.418
112	23.578	29.102	52.680
113	23.478	29.021	52.499
114	23.451	29.772	53.223
115	23.462	29.035	52.497
116	23.454	28.969	52.423
117	23.411	29.037	52.448
118	23.468	29.886	53.354
119	23.583	29.028	52.611
120	23.479	29.005	52.484
121	23.535	29.128	52.663
122	23.520	29.013	52.533
123	23.442	28.960	52.402
124	23.463	28.973	52.436
125	23.463	28.887	52.350
126	23.426	28.939	52.365
127	23.453	28.984	52.437
128	23.471	28.987	52.458
129	23.492	28.988	52.480
130	23.448	28.932	52.380
131	23.424	28.981	52.405
132	23.500	28.940	52.440
133	23.378	28.979	52.357
134	23.364	29.106	52.470
135	23.626	29.020	52.646
IDEAL	23.105	28.719	51.824

TRACK RECORDS

TOP DNIA			TOP TYGODNIA			TOP MIESIĄCA			TOP KONFIGURACJI			TOP KOBIET		
#	Driver	Lap	#	Driver	Lap	#	Driver	Lap	#	Driver	Lap	#	Driver	Lap
1	1 Boutens Ruben .	49.495	1	1 Boutens Ruben .	49.495	1	1 Boutens Ruben .	49.495	1	1 Boutens Ruben .	49.495	1	PALECZKA E.	52.523
2	137 puyato opnithi .	49.692	2	Romano Franssen .	49.511	2	Romano Franssen .	49.511	2	Romano Franssen .	49.511	2	MOTZ M.	54.835
3	19 Ryndzionek Michal .	49.739	3	Jakub Klęk .	49.527	3	Jakub Klęk .	49.527	3	Jakub Klęk .	49.527	3	VERSCHOOR T.	55.332
4	50 Laube Tobias .	49.742	4	Jakub Olechowski .	49.614	4	Jakub Olechowski .	49.614	4	Jakub Olechowski .	49.614	4	PRUCNAL K.	55.502
5	179 Balneger Selina .	49.746	5	Mateusz Bartsch .	49.619	5	Mateusz Bartsch .	49.619	5	Mateusz Bartsch .	49.619	5	PRUCNAL K.	55.704
6	143 Kolodziej Pawel .	49.778	6	137 puyato opnithi .	49.692	6	137 puyato opnithi .	49.692	6	137 puyato opnithi .	49.692	6	PILAT K.	55.739
7	191 van Dijk Thom .	49.784	7	19 Ryndzionek Michal .	49.739	7	19 Ryndzionek Michal .	49.739	7	19 Ryndzionek Michal .	49.739	7	---	00.000
8	17 Douven Christian .	49.809	8	50 Laube Tobias .	49.742	8	50 Laube Tobias .	49.742	8	50 Laube Tobias .	49.742	8	---	00.000
9	97 Stolk Lorenzo .	49.810	9	179 Balneger Selina .	49.746	9	179 Balneger Selina .	49.746	9	179 Balneger Selina .	49.746	9	---	00.000
10	198 Pel Artur .	49.810	10	Erik Berggren .	49.762	10	Erik Berggren .	49.762	10	Erik Berggren .	49.762	10	---	00.000

Position	Kart	Best Lap	Date
4	18 Swiss Team	51.976	22-07-2018



YOUR RESULTS

Lap	S1	S2	Lap time
1	26.234	29.353	55.587
2	23.511	29.252	52.763
3	23.499	29.268	52.767
4	23.543	29.095	52.638
5	23.290	29.030	52.320
6	23.388	29.008	52.396
7	23.456	29.167	52.623
8	23.320	29.095	52.415
9	23.376	28.961	52.337
10	23.363	29.036	52.399
11	23.461	29.130	52.591
12	23.485	29.016	52.501
13	23.444	28.973	52.417
14	23.463	29.074	52.537
15	23.291	29.110	52.401
16	23.444	29.045	52.489
17	23.487	29.000	52.487
18	23.391	29.107	52.498
19	23.216	29.081	52.297
20	23.361	29.489	52.850
21	58.741	29.101	01:27.842
22	23.284	29.005	52.289
23	23.264	29.050	52.314
24	23.194	28.970	52.164
25	23.214	29.099	52.313
26	23.368	29.023	52.391
27	23.169	29.186	52.355
28	23.160	29.060	52.220
29	23.188	29.036	52.224
30	23.254	29.120	52.374
31	23.209	28.875	52.084
32	23.195	29.110	52.305
33	23.208	28.938	52.146
34	24.109	28.899	53.008
35	23.346	28.952	52.298
36	23.249	28.978	52.227
37	23.134	29.028	52.162
38	23.164	28.931	52.095
39	23.288	28.873	52.161
40	23.280	29.242	52.522
41	23.163	28.924	52.087
42	23.171	29.117	52.288

YOUR COMPETITORS

Pos	Driver	Kart	Best S1	Best S2	Best Lap	Gap
1	25 The Vikings .	25	23.142	28.623	51.829	+00.000
2	13 Work in progress .	13	23.107	28.744	51.927	+21.432
3	12 Traxis Belgium 2 .	12	23.105	28.719	51.867	+32.090
4	18 Swiss Team .	18	23.134	28.781	51.976	+32.549
5	2 EAFBK .	2	23.031	28.684	51.715	+51.092
6	9 Consulting Denmark I .	9	23.219	28.801	52.065	+1 LAP
7	6 Hussarya Warsaw .	6	23.128	28.772	51.922	+1 LAP
8	11 KARTING RIVAS SPAIN .	11	23.230	28.850	52.191	+2 LAP
9	22 Consulting Denmark II .	22	23.311	28.987	52.336	+2 LAP
10	4 Schwarz Rot Gold .	4	23.227	28.820	52.110	+2 LAP
11	19 Clickspeed 2 .	19	23.325	29.054	52.400	+2 LAP
12	23 Riders of the Caribbean .	23	23.304	29.001	52.380	+2 LAP
THEORETICAL BEST LAP			23.031	28.623	51.654	

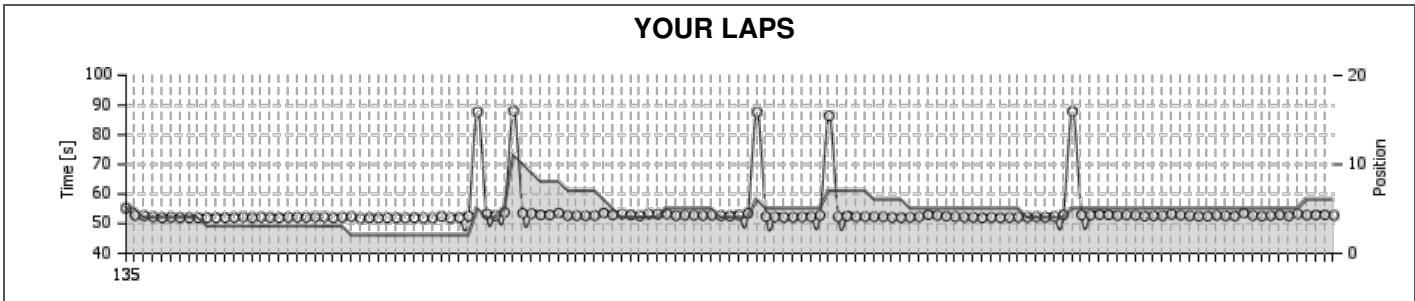
Lap	S1	S2	Lap time
43	23.362	29.112	52.474
44	23.251	29.002	52.253
45	23.271	29.025	52.296
46	23.251	29.045	52.296
47	23.230	28.993	52.223
48	23.313	29.809	53.122
49	23.355	29.032	52.387
50	23.194	28.969	52.163
51	23.318	29.097	52.415
52	23.205	28.932	52.137
53	23.173	29.550	52.723
54	58.959	29.308	01:28.267
55	23.350	29.028	52.378
56	23.315	29.260	52.575
57	23.299	29.176	52.475
58	23.323	29.127	52.450
59	23.478	29.352	52.830
60	23.257	29.179	52.436
61	23.341	29.136	52.477
62	23.223	29.182	52.405
63	23.264	28.990	52.254
64	23.402	29.189	52.591
65	23.311	29.053	52.364
66	23.258	29.066	52.324
67	23.310	29.078	52.388
68	23.379	29.179	52.558
69	23.287	28.999	52.286
70	23.302	29.066	52.368
71	23.224	29.009	52.233
72	23.363	29.039	52.402
73	23.241	29.520	52.761
74	58.000	29.127	01:27.127
75	23.234	29.073	52.307
76	23.341	28.987	52.328
77	23.171	29.011	52.182
78	23.178	28.965	52.143
79	23.174	28.959	52.133
80	23.264	29.122	52.386
81	23.190	28.884	52.074
82	23.355	28.999	52.354
83	23.211	28.864	52.075
84	23.158	29.095	52.253
85	23.210	28.837	52.047
86	23.175	29.424	52.599
87	57.833	28.913	01:26.746
88	23.267	28.960	52.227
89	23.252	29.068	52.320
90	23.227	28.932	52.159
91	23.234	29.098	52.332
92	23.195	29.009	52.204
93	23.189	28.946	52.135
94	23.175	28.968	52.143
95	23.313	28.781	52.094
96	23.204	28.885	52.089
97	23.174	28.971	52.145
98	23.232	28.806	52.038
99	23.241	28.847	52.088
100	23.163	28.849	52.012
101	23.167	28.919	52.086
102	23.205	29.016	52.221
103	23.266	28.824	52.090
104	23.142	28.834	51.976
105	23.181	28.950	52.131
106	23.259	28.835	52.094
107	23.270	29.231	52.501
108	23.268	29.019	52.287

Lap	S1	S2	Lap time
109	23.213	28.800	52.013
110	23.274	28.791	52.065
111	23.230	29.301	52.531
112	59.025	29.161	01:28.186
113	23.407	29.028	52.435
114	23.452	29.799	53.251
115	23.421	29.068	52.489
116	23.433	28.992	52.425
117	23.390	29.047	52.437
118	23.418	29.995	53.413
119	23.551	28.994	52.545
120	23.493	29.094	52.587
121	23.432	29.146	52.578
122	23.502	28.991	52.493
123	23.453	29.020	52.473
124	23.451	29.024	52.475
125	23.346	29.022	52.368
126	23.298	29.033	52.331
127	23.389	29.005	52.394
128	23.431	29.053	52.484
129	23.454	28.977	52.431
130	23.432	28.962	52.394
131	23.436	28.907	52.343
132	23.521	28.931	52.452
133	23.488	28.947	52.435
134	23.295	29.119	52.414
135	23.593	29.273	52.866
IDEAL	23.134	28.781	51.915

TRACK RECORDS

TOP DNIA			TOP TYGODNIA			TOP MIESIĄCA			TOP KONFIGURACJI			TOP KOBIET		
#	Driver	Lap	#	Driver	Lap	#	Driver	Lap	#	Driver	Lap	#	Driver	Lap
1	1 Boutens Ruben .	49.495	1	1 Boutens Ruben .	49.495	1	1 Boutens Ruben .	49.495	1	1 Boutens Ruben .	49.495	1	PALECZKA E.	52.523
2	137 puyato opnithi .	49.692	2	Romano Franssen .	49.511	2	Romano Franssen .	49.511	2	Romano Franssen .	49.511	2	MOTZ M.	54.835
3	19 Ryndzionek Michal .	49.739	3	Jakub Klęk .	49.527	3	Jakub Klęk .	49.527	3	Jakub Klęk .	49.527	3	VERSCHOOR T.	55.332
4	50 Laube Tobias .	49.742	4	Jakub Olechowski .	49.614	4	Jakub Olechowski .	49.614	4	Jakub Olechowski .	49.614	4	PRUCNAL K.	55.502
5	179 Balneger Selina .	49.746	5	Mateusz Bartsch .	49.619	5	Mateusz Bartsch .	49.619	5	Mateusz Bartsch .	49.619	5	PRUCNAL K.	55.704
6	143 Kolodziej Pawel .	49.778	6	137 puyato opnithi .	49.692	6	137 puyato opnithi .	49.692	6	137 puyato opnithi .	49.692	6	PILAT K.	55.739
7	191 van Dijk Thom .	49.784	7	19 Ryndzionek Michal .	49.739	7	19 Ryndzionek Michal .	49.739	7	19 Ryndzionek Michal .	49.739	7	---	00.000
8	17 Douven Christian .	49.809	8	50 Laube Tobias .	49.742	8	50 Laube Tobias .	49.742	8	50 Laube Tobias .	49.742	8	---	00.000
9	97 Stolk Lorenzo .	49.810	9	179 Balneger Selina .	49.746	9	179 Balneger Selina .	49.746	9	179 Balneger Selina .	49.746	9	---	00.000
10	198 Pel Artur .	49.810	10	Erik Berggren .	49.762	10	Erik Berggren .	49.762	10	Erik Berggren .	49.762	10	---	00.000

Position	Kart	Best Lap	Date
5	2 EAFBK	51.715	22-07-2018



YOUR RESULTS

Lap	S1	S2	Lap time
1	25.995	29.230	55.225
2	23.512	29.261	52.773
3	23.534	29.102	52.636
4	23.308	28.975	52.283
5	23.172	28.812	51.984
6	23.166	28.966	52.132
7	23.193	28.816	52.009
8	23.190	28.802	51.992
9	23.118	28.837	51.955
10	23.198	28.757	51.955
11	23.185	28.767	51.952
12	23.161	28.819	51.980
13	23.237	28.800	52.037
14	23.243	29.004	52.247
15	23.202	28.851	52.053
16	23.262	28.907	52.169
17	23.143	28.910	52.053
18	23.189	28.772	51.961
19	23.168	28.937	52.105
20	23.227	28.884	52.111
21	23.223	28.874	52.097
22	23.323	28.916	52.239
23	23.429	28.806	52.235
24	23.171	28.744	51.915
25	23.180	28.928	52.108
26	23.535	28.800	52.335
27	23.031	28.684	51.715
28	23.072	28.855	51.927
29	23.080	28.795	51.875
30	23.095	28.881	51.976
31	23.043	28.893	51.936
32	23.110	28.727	51.837
33	23.214	28.771	51.985
34	23.115	28.733	51.848
35	23.095	28.703	51.798
36	23.371	29.087	52.458
37	23.157	28.705	51.862
38	23.261	28.752	52.013
39	23.065	29.489	52.554
40	58.193	29.487	01:27.680
41	23.678	29.535	53.213
42	23.502	29.159	52.661

YOUR COMPETITORS

Pos	Driver	Kart	Best S1	Best S2	Best Lap	Gap
1	25 The Vikings .	25	23.142	28.623	51.829	+00.000
2	13 Work in progress .	13	23.107	28.744	51.927	+21.432
3	12 Traxis Belgium 2 .	12	23.105	28.719	51.867	+32.090
4	18 Swiss Team .	18	23.134	28.781	51.976	+32.549
5	2 EAFBK .	2	23.031	28.684	51.715	+51.092
6	9 Consulting Denmark I .	9	23.219	28.801	52.065	+1 LAP
7	6 Hussarya Warsaw .	6	23.128	28.772	51.922	+1 LAP
8	11 KARTING RIVAS SPAIN .	11	23.230	28.850	52.191	+2 LAP
9	22 Consulting Denmark II .	22	23.311	28.987	52.336	+2 LAP
10	4 Schwarz Rot Gold .	4	23.227	28.820	52.110	+2 LAP
11	19 Clickspeed 2 .	19	23.325	29.054	52.400	+2 LAP
12	23 Riders of the Caribbean .	23	23.304	29.001	52.380	+2 LAP
THEORETICAL BEST LAP			23.031	28.623	51.654	

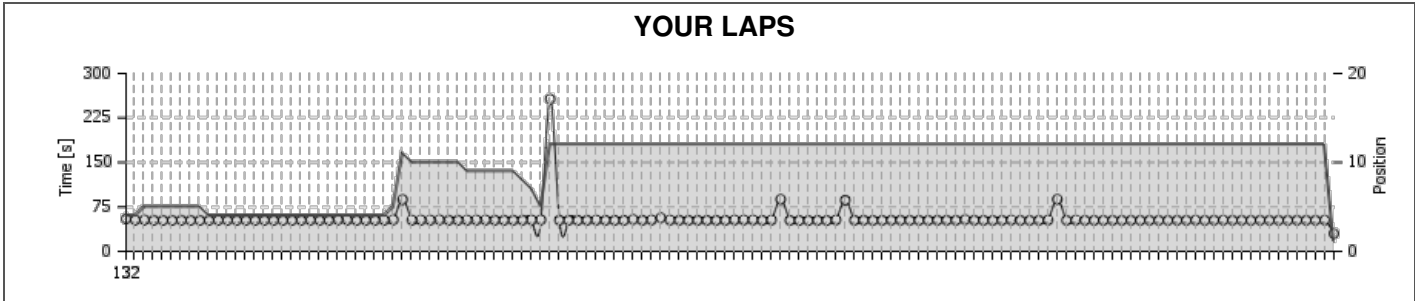
Lap	S1	S2	Lap time
43	23.578	30.238	53.816
44	58.660	29.413	01:28.073
45	23.831	29.705	53.536
46	23.832	29.563	53.395
47	23.616	29.340	52.956
48	23.589	29.351	52.940
49	23.625	29.988	53.613
50	23.555	29.200	52.755
51	23.470	29.267	52.737
52	23.443	29.231	52.674
53	23.450	29.270	52.720
54	24.161	29.442	53.603
55	23.689	29.266	52.955
56	23.687	29.567	53.254
57	23.647	29.301	52.948
58	23.612	29.022	52.634
59	23.725	29.553	53.278
60	23.596	29.574	53.170
61	24.095	29.179	53.274
62	23.463	29.232	52.695
63	23.619	29.251	52.870
64	23.496	29.354	52.850
65	23.476	29.265	52.741
66	23.566	29.276	52.842
67	23.546	29.127	52.673
68	23.489	29.059	52.548
69	23.560	29.271	52.831
70	23.542	29.952	53.494
71	58.481	29.205	01:27.686
72	23.431	28.998	52.429
73	23.276	28.966	52.242
74	23.304	28.824	52.128
75	23.412	28.744	52.156
76	23.395	28.858	52.253
77	23.337	29.008	52.345
78	23.398	29.406	52.804
79	57.456	28.953	01:26.409
80	23.331	28.992	52.323
81	23.502	29.078	52.580
82	23.418	28.897	52.315
83	23.394	28.964	52.358
84	23.445	28.901	52.346
85	23.319	29.045	52.364
86	23.324	28.791	52.115
87	23.244	28.815	52.059
88	23.325	28.822	52.147
89	23.307	28.995	52.302
90	23.397	29.644	53.041
91	23.750	29.023	52.773
92	23.673	28.874	52.547
93	23.428	28.942	52.370
94	23.354	28.853	52.207
95	23.273	28.863	52.136
96	23.289	28.703	51.992
97	23.304	28.812	52.116
98	23.198	28.826	52.024
99	23.286	28.827	52.113
100	23.434	28.787	52.221
101	23.249	28.953	52.202
102	23.313	28.978	52.291
103	23.290	28.839	52.129
104	23.303	29.046	52.349
105	23.369	29.565	52.934
106	58.353	29.561	01:27.914
107	23.670	29.260	52.930
108	23.676	29.222	52.898

Lap	S1	S2	Lap time
109	23.616	29.437	53.053
110	23.694	29.303	52.997
111	23.471	29.263	52.734
112	23.801	29.111	52.912
113	23.682	29.186	52.868
114	23.466	29.119	52.585
115	23.520	29.119	52.639
116	23.516	29.118	52.634
117	23.334	29.799	53.133
118	23.679	29.161	52.840
119	23.577	29.076	52.653
120	23.403	29.120	52.523
121	23.435	29.104	52.539
122	23.548	29.262	52.810
123	23.529	29.101	52.630
124	23.494	29.086	52.580
125	23.592	29.970	53.562
126	23.597	29.122	52.719
127	23.405	29.165	52.570
128	23.535	29.165	52.700
129	23.727	29.241	52.968
130	23.476	29.127	52.603
131	23.547	29.755	53.302
132	23.533	29.345	52.878
133	23.568	29.360	52.928
134	23.614	29.395	53.009
135	23.592	29.207	52.799
IDEAL	23.031	28.684	51.715

TRACK RECORDS

TOP DNIA			TOP TYGODNIA			TOP MIESIĄCA			TOP KONFIGURACJI			TOP KOBIET		
#	Driver	Lap	#	Driver	Lap	#	Driver	Lap	#	Driver	Lap	#	Driver	Lap
1	1 Boutens Ruben .	49.495	1	1 Boutens Ruben .	49.495	1	1 Boutens Ruben .	49.495	1	1 Boutens Ruben .	49.495	1	PALECZKA E.	52.523
2	137 puyato opnithi .	49.692	2	Romano Franssen .	49.511	2	Romano Franssen .	49.511	2	Romano Franssen .	49.511	2	MOTZ M.	54.835
3	19 Ryndzionek Michal .	49.739	3	Jakub Klęk .	49.527	3	Jakub Klęk .	49.527	3	Jakub Klęk .	49.527	3	VERSCHOOR T.	55.332
4	50 Laube Tobias .	49.742	4	Jakub Olechowski .	49.614	4	Jakub Olechowski .	49.614	4	Jakub Olechowski .	49.614	4	PRUCNAL K.	55.502
5	179 Balneger Selina .	49.746	5	Mateusz Bartsch .	49.619	5	Mateusz Bartsch .	49.619	5	Mateusz Bartsch .	49.619	5	PRUCNAL K.	55.704
6	143 Kolodziej Pawel .	49.778	6	137 puyato opnithi .	49.692	6	137 puyato opnithi .	49.692	6	137 puyato opnithi .	49.692	6	PILAT K.	55.739
7	191 van Dijk Thom .	49.784	7	19 Ryndzionek Michal .	49.739	7	19 Ryndzionek Michal .	49.739	7	19 Ryndzionek Michal .	49.739	7	---	00.000
8	17 Douven Christian .	49.809	8	50 Laube Tobias .	49.742	8	50 Laube Tobias .	49.742	8	50 Laube Tobias .	49.742	8	---	00.000
9	97 Stolk Lorenzo .	49.810	9	179 Balneger Selina .	49.746	9	179 Balneger Selina .	49.746	9	179 Balneger Selina .	49.746	9	---	00.000
10	198 Pel Artur .	49.810	10	Erik Berggren .	49.762	10	Erik Berggren .	49.762	10	Erik Berggren .	49.762	10	---	00.000

Position		Kart	Best Lap	Date
6	9 Consulting Denmark I	Kart 9	52.065	22-07-2018



YOUR RESULTS

Lap	S1	S2	Lap time
1	25.637	29.328	54.965
2	23.536	29.339	52.875
3	23.457	29.610	53.067
4	23.503	29.024	52.527
5	23.373	29.003	52.376
6	23.399	28.962	52.361
7	23.538	29.057	52.595
8	23.401	28.972	52.373
9	23.455	28.909	52.364
10	23.467	28.970	52.437
11	23.550	29.079	52.629
12	23.516	28.999	52.515
13	23.454	28.949	52.403
14	23.505	29.005	52.510
15	23.363	29.073	52.436
16	23.484	29.071	52.555
17	23.450	28.959	52.409
18	23.426	28.949	52.375
19	23.406	28.971	52.377
20	23.457	29.102	52.559
21	23.561	29.121	52.682
22	23.461	29.035	52.496
23	23.484	29.012	52.496
24	23.509	29.773	53.282
25	23.762	29.114	52.876
26	23.399	28.931	52.330
27	23.453	29.015	52.468
28	23.411	29.071	52.482
29	23.492	29.137	52.629
30	23.524	29.734	53.258
31	57.907	29.453	01:27.360
32	23.477	29.143	52.620
33	23.383	29.358	52.741
34	23.537	29.110	52.647
35	23.444	29.690	53.134
36	23.452	29.136	52.588
37	23.405	29.178	52.583
38	23.426	29.207	52.633
39	23.523	29.218	52.741
40	23.512	29.307	52.819
41	23.429	29.174	52.603
42	23.349	29.163	52.512

YOUR COMPETITORS

Pos	Driver	Kart	Best S1	Best S2	Best Lap	Gap
1	25 The Vikings .	25	23.142	28.623	51.829	+00.000
2	13 Work in progress .	13	23.107	28.744	51.927	+21.432
3	12 Traxis Belgium 2 .	12	23.105	28.719	51.867	+32.090
4	18 Swiss Team .	18	23.134	28.781	51.976	+32.549
5	2 EAFBK .	2	23.031	28.684	51.715	+51.092
6	9 Consulting Denmark I .	9	23.219	28.801	52.065	+1 LAP
7	6 Hussarya Warsaw .	6	23.128	28.772	51.922	+1 LAP
8	11 KARTING RIVAS SPAIN .	11	23.230	28.850	52.191	+2 LAP
9	22 Consulting Denmark II .	22	23.311	28.987	52.336	+2 LAP
10	4 Schwarz Rot Gold .	4	23.227	28.820	52.110	+2 LAP
11	19 Clickspeed 2 .	19	23.325	29.054	52.400	+2 LAP
12	23 Riders of the Caribbean .	23	23.304	29.001	52.380	+2 LAP
THEORETICAL BEST LAP			23.031	28.623	51.654	

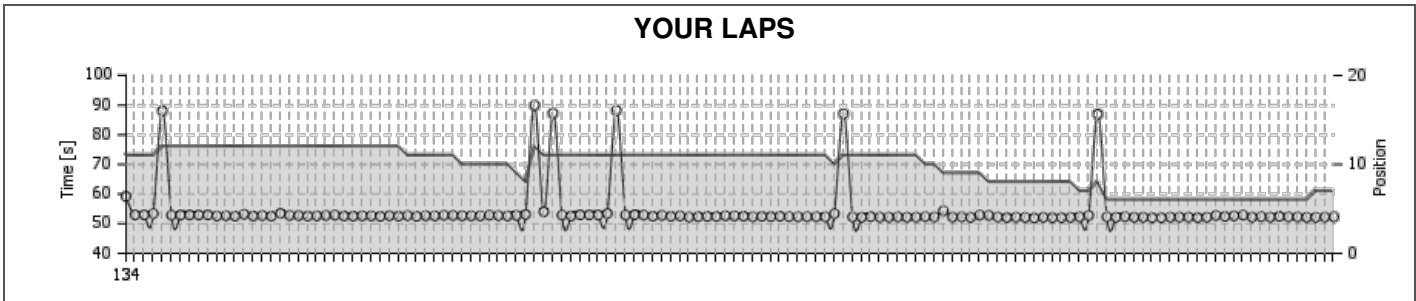
Lap	S1	S2	Lap time
43	23.382	29.174	52.556
44	23.383	29.212	52.595
45	23.436	29.298	52.734
46	23.511	29.668	53.179
47	03:47.754	29.004	04:16.758
48	23.325	29.185	52.510
49	23.317	29.135	52.452
50	23.277	29.069	52.346
51	23.407	29.089	52.496
52	23.467	29.183	52.650
53	23.317	29.082	52.399
54	23.332	29.011	52.343
55	23.301	28.968	52.269
56	23.488	30.219	53.707
57	23.282	29.149	52.431
58	23.343	29.528	52.871
59	27.411	29.112	56.523
60	23.459	29.171	52.630
61	23.356	29.183	52.539
62	23.327	29.044	52.371
63	23.318	29.117	52.435
64	23.220	29.089	52.309
65	23.219	29.102	52.321
66	23.243	29.049	52.292
67	23.354	29.484	52.838
68	23.539	29.316	52.855
69	23.640	29.148	52.788
70	23.247	28.959	52.206
71	23.280	29.495	52.775
72	58.619	29.068	01:27.687
73	23.271	28.919	52.190
74	23.326	28.846	52.172
75	23.264	28.801	52.065
76	23.251	29.007	52.258
77	23.285	28.848	52.133
78	23.245	29.701	52.946
79	57.304	29.007	01:26.311
80	23.405	29.039	52.444
81	23.267	29.321	52.588
82	23.315	28.877	52.192
83	23.322	28.985	52.307
84	23.427	29.093	52.520
85	23.549	29.010	52.559
86	23.404	28.958	52.362
87	23.446	28.917	52.363
88	23.485	28.887	52.372
89	23.349	29.180	52.529
90	23.459	29.009	52.468
91	23.362	29.023	52.385
92	24.335	29.150	53.485
93	23.390	29.124	52.514
94	23.352	28.954	52.306
95	23.291	28.883	52.174
96	23.286	29.100	52.386
97	23.491	29.283	52.774
98	23.356	28.951	52.307
99	23.273	28.958	52.231
100	23.304	29.097	52.401
101	23.280	29.491	52.771
102	58.077	29.689	01:27.766
103	23.338	29.043	52.381
104	23.615	29.093	52.708
105	23.324	29.021	52.345
106	23.289	29.032	52.321
107	23.341	29.014	52.355
108	23.358	29.056	52.414

Lap	S1	S2	Lap time	
109	23.359	28.985	52.344	
110	23.372	29.094	52.466	
111	23.295	29.078	52.373	
112	23.281	29.140	52.421	
113	23.396	29.018	52.414	
114	23.309	29.012	52.321	
115	23.313	29.168	52.481	
116	23.384	29.032	52.416	
117	23.445	29.252	52.697	
118	23.326	28.983	52.309	
119	23.352	29.252	52.604	
120	23.443	29.201	52.644	
121	23.462	29.055	52.517	
122	23.347	29.136	52.483	
123	23.346	28.982	52.328	
124	23.465	29.106	52.571	
125	23.342	29.112	52.454	
126	23.314	29.168	52.482	
127	23.377	29.034	52.411	
128	23.473	29.113	52.586	
129	23.379	29.106	52.485	
130	23.322	29.200	52.522	
131	23.417	29.349	52.766	
132	00.000	00.000	00.000	00.000 +1 LAP
133	00.000	00.000	00.000	00.000 +1 LAP
134	00.000	00.000	00.000	00.000 +1 LAP
135	00.000	00.000	00.000	00.000 Ⓞ +30 sek
IDEAL	23.219	28.801	52.020	

TRACK RECORDS

TOP DNIA			TOP TYGODNIA			TOP MIESIĄCA			TOP KONFIGURACJI			TOP KOBIET		
#	Driver	Lap	#	Driver	Lap	#	Driver	Lap	#	Driver	Lap	#	Driver	Lap
1	1 Boutens Ruben .	49.495	1	1 Boutens Ruben .	49.495	1	1 Boutens Ruben .	49.495	1	1 Boutens Ruben .	49.495	1	PALECZKA E.	52.523
2	137 puyato opnithi .	49.692	2	Romano Franssen .	49.511	2	Romano Franssen .	49.511	2	Romano Franssen .	49.511	2	MOTZ M.	54.835
3	19 Ryndzionek Michal .	49.739	3	Jakub Klęk .	49.527	3	Jakub Klęk .	49.527	3	Jakub Klęk .	49.527	3	VERSCHOOR T.	55.332
4	50 Laube Tobias .	49.742	4	Jakub Olechowski .	49.614	4	Jakub Olechowski .	49.614	4	Jakub Olechowski .	49.614	4	PRUCNAL K.	55.502
5	179 Balneger Selina .	49.746	5	Mateusz Bartsch .	49.619	5	Mateusz Bartsch .	49.619	5	Mateusz Bartsch .	49.619	5	PRUCNAL K.	55.704
6	143 Kolodziej Pawel .	49.778	6	137 puyato opnithi .	49.692	6	137 puyato opnithi .	49.692	6	137 puyato opnithi .	49.692	6	PILAT K.	55.739
7	191 van Dijk Thom .	49.784	7	19 Ryndzionek Michal .	49.739	7	19 Ryndzionek Michal .	49.739	7	19 Ryndzionek Michal .	49.739	7	---	00.000
8	17 Douven Christian .	49.809	8	50 Laube Tobias .	49.742	8	50 Laube Tobias .	49.742	8	50 Laube Tobias .	49.742	8	---	00.000
9	97 Stolk Lorenzo .	49.810	9	179 Balneger Selina .	49.746	9	179 Balneger Selina .	49.746	9	179 Balneger Selina .	49.746	9	---	00.000
10	198 Pel Artur .	49.810	10	Erik Berggren .	49.762	10	Erik Berggren .	49.762	10	Erik Berggren .	49.762	10	---	00.000

Position	Kart	Best Lap	Date
7	Kart 6	51.922	22-07-2018
6 Hussarya Warsaw			



YOUR RESULTS

Lap	S1	S2	Lap time
1	29.720	29.524	59.244
2	23.593	29.395	52.988
3	23.583	29.418	53.001
4	23.748	29.659	53.407
5	58.426	29.657	01:28.083
6	23.712	29.130	52.842
7	23.694	29.223	52.917
8	23.696	29.265	52.961
9	23.659	29.288	52.947
10	23.676	29.324	53.000
11	23.417	29.198	52.615
12	23.516	29.185	52.701
13	23.515	29.054	52.569
14	23.390	29.802	53.192
15	23.400	29.191	52.591
16	23.526	29.217	52.743
17	23.458	29.100	52.558
18	23.350	30.129	53.479
19	23.697	29.095	52.792
20	23.428	29.331	52.759
21	23.451	29.149	52.600
22	23.425	29.227	52.652
23	23.516	29.276	52.792
24	23.547	29.335	52.882
25	23.506	29.102	52.608
26	23.379	29.182	52.561
27	23.461	29.181	52.642
28	23.420	29.196	52.616
29	23.453	29.060	52.513
30	23.466	29.230	52.696
31	23.413	29.167	52.580
32	23.511	29.238	52.749
33	23.366	29.148	52.514
34	23.450	29.225	52.675
35	23.491	29.132	52.623
36	23.642	29.176	52.818
37	23.510	29.263	52.773
38	23.460	29.209	52.669
39	23.450	29.188	52.638
40	23.475	29.151	52.626
41	23.605	29.291	52.896
42	23.570	29.175	52.745

YOUR COMPETITORS

Pos	Driver	Kart	Best S1	Best S2	Best Lap	Gap
1	25 The Vikings .	25	23.142	28.623	51.829	+00.000
2	13 Work in progress .	13	23.107	28.744	51.927	+21.432
3	12 Traxis Belgium 2 .	12	23.105	28.719	51.867	+32.090
4	18 Swiss Team .	18	23.134	28.781	51.976	+32.549
5	2 EAFBK .	2	23.031	28.684	51.715	+51.092
6	9 Consulting Denmark I .	9	23.219	28.801	52.065	+1 LAP
7	6 Hussarya Warsaw .	6	23.128	28.772	51.922	+1 LAP
8	11 KARTING RIVAS SPAIN .	11	23.230	28.850	52.191	+2 LAP
9	22 Consulting Denmark II .	22	23.311	28.987	52.336	+2 LAP
10	4 Schwarz Rot Gold .	4	23.227	28.820	52.110	+2 LAP
11	19 Clickspeed 2 .	19	23.325	29.054	52.400	+2 LAP
12	23 Riders of the Caribbean .	23	23.304	29.001	52.380	+2 LAP
THEORETICAL BEST LAP			23.031	28.623	51.654	

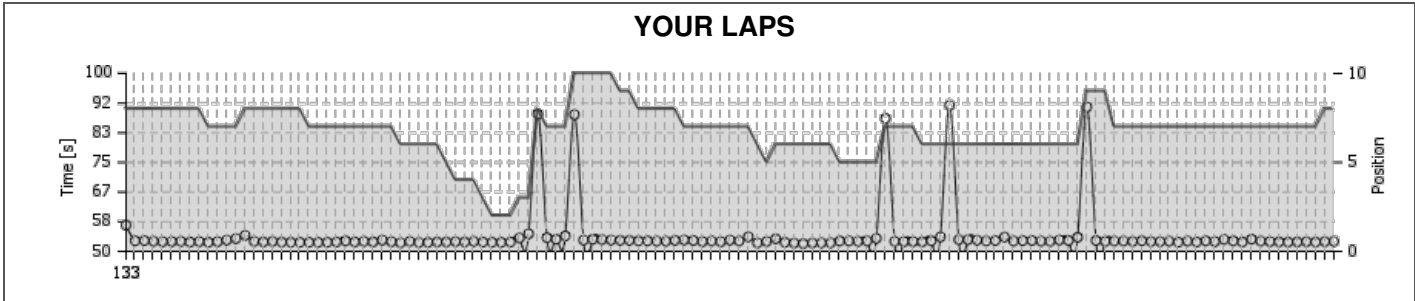
Lap	S1	S2	Lap time
43	23.354	29.281	52.635
44	23.484	29.283	52.767
45	23.549	29.580	53.129
46	01:00.246	29.641	01:29.887
47	23.802	30.216	54.018
48	57.836	29.370	01:27.206
49	23.552	29.341	52.893
50	23.278	29.318	52.596
51	23.694	29.344	53.038
52	23.527	29.474	53.001
53	23.685	29.257	52.942
54	23.617	29.831	53.448
55	58.661	29.526	01:28.187
56	23.448	29.428	52.876
57	23.540	29.498	53.038
58	23.519	29.365	52.884
59	23.525	29.011	52.536
60	23.476	29.326	52.802
61	23.508	29.021	52.529
62	23.513	29.122	52.635
63	23.359	28.882	52.241
64	23.384	29.011	52.395
65	23.365	29.101	52.466
66	23.444	28.992	52.436
67	23.463	29.194	52.657
68	23.506	29.106	52.612
69	23.477	29.060	52.537
70	23.379	28.942	52.321
71	23.456	29.043	52.499
72	23.380	29.050	52.430
73	23.474	29.067	52.541
74	23.380	29.010	52.390
75	23.365	28.962	52.327
76	23.435	28.934	52.369
77	23.340	29.021	52.361
78	23.296	28.991	52.287
79	23.617	29.744	53.361
80	58.043	29.022	01:27.065
81	23.263	29.012	52.275
82	23.272	28.909	52.181
83	23.224	29.185	52.409
84	23.264	28.958	52.222
85	23.286	28.910	52.196
86	23.259	29.016	52.275
87	23.246	28.932	52.178
88	23.308	28.903	52.211
89	23.238	29.141	52.379
90	23.261	28.987	52.248
91	23.395	30.949	54.344
92	23.341	28.898	52.239
93	23.326	29.001	52.327
94	23.296	28.819	52.115
95	23.386	29.501	52.887
96	23.857	28.935	52.792
97	23.274	28.958	52.232
98	23.270	28.815	52.085
99	23.275	28.922	52.197
100	23.178	28.913	52.091
101	23.150	28.772	51.922
102	23.285	28.868	52.153
103	23.128	28.941	52.069
104	23.222	28.854	52.076
105	23.186	28.926	52.112
106	23.266	29.017	52.283
107	23.293	29.465	52.758
108	57.934	29.025	01:26.959

Lap	S1	S2	Lap time
109	23.351	28.954	52.305
110	23.259	28.895	52.154
111	23.414	28.970	52.384
112	23.348	28.814	52.162
113	23.323	28.861	52.184
114	23.203	28.838	52.041
115	23.229	28.812	52.041
116	23.278	28.906	52.184
117	23.393	28.819	52.212
118	23.433	28.773	52.206
119	23.269	28.787	52.056
120	23.206	28.957	52.163
121	23.412	29.355	52.767
122	23.382	29.102	52.484
123	23.430	29.202	52.632
124	23.473	29.438	52.911
125	23.337	28.859	52.196
126	23.333	29.048	52.381
127	23.299	28.884	52.183
128	23.411	29.063	52.474
129	23.444	28.857	52.301
130	23.293	28.986	52.279
131	23.274	28.857	52.131
132	23.316	28.828	52.144
133	23.336	28.911	52.247
134	23.370	28.941	52.311
IDEAL	23.128	28.772	51.900

TRACK RECORDS

TOP DNIA			TOP TYGODNIA			TOP MIESIĄCA			TOP KONFIGURACJI			TOP KOBIET		
#	Driver	Lap	#	Driver	Lap	#	Driver	Lap	#	Driver	Lap	#	Driver	Lap
1	1 Boutens Ruben .	49.495	1	1 Boutens Ruben .	49.495	1	1 Boutens Ruben .	49.495	1	1 Boutens Ruben .	49.495	1	PALECZKA E.	52.523
2	137 puyato opnithi .	49.692	2	Romano Franssen .	49.511	2	Romano Franssen .	49.511	2	Romano Franssen .	49.511	2	MOTZ M.	54.835
3	19 Ryndzionek Michal .	49.739	3	Jakub Kłęk .	49.527	3	Jakub Kłęk .	49.527	3	Jakub Kłęk .	49.527	3	VERSCHOOR T.	55.332
4	50 Laube Tobias .	49.742	4	Jakub Olechowski .	49.614	4	Jakub Olechowski .	49.614	4	Jakub Olechowski .	49.614	4	PRUCNAL K.	55.502
5	179 Balneger Selina .	49.746	5	Mateusz Bartsch .	49.619	5	Mateusz Bartsch .	49.619	5	Mateusz Bartsch .	49.619	5	PRUCNAL K.	55.704
6	143 Kolodziej Pawel .	49.778	6	137 puyato opnithi .	49.692	6	137 puyato opnithi .	49.692	6	137 puyato opnithi .	49.692	6	PILAT K.	55.739
7	191 van Dijk Thom .	49.784	7	19 Ryndzionek Michal .	49.739	7	19 Ryndzionek Michal .	49.739	7	19 Ryndzionek Michal .	49.739	7	---	00.000
8	17 Douven Christian .	49.809	8	50 Laube Tobias .	49.742	8	50 Laube Tobias .	49.742	8	50 Laube Tobias .	49.742	8	---	00.000
9	97 Stolk Lorenzo .	49.810	9	179 Balneger Selina .	49.746	9	179 Balneger Selina .	49.746	9	179 Balneger Selina .	49.746	9	---	00.000
10	198 Pel Artur .	49.810	10	Erik Berggren .	49.762	10	Erik Berggren .	49.762	10	Erik Berggren .	49.762	10	---	00.000

Position		Kart	Best Lap	Date
8	11 KARTING RIVAS SPAIN	Kart 11	52.191	22-07-2018



YOUR RESULTS

Lap	S1	S2	Lap time
1	28.012	29.383	57.395
2	23.599	29.383	52.982
3	23.571	29.477	53.048
4	23.460	29.377	52.837
5	23.500	29.201	52.701
6	23.427	29.322	52.749
7	23.532	29.258	52.790
8	23.376	29.237	52.613
9	23.394	29.335	52.729
10	23.428	29.132	52.560
11	23.471	29.244	52.715
12	23.689	29.464	53.153
13	23.684	29.880	53.564
14	25.016	29.452	54.468
15	23.369	29.429	52.798
16	23.444	29.220	52.664
17	23.340	29.462	52.802
18	23.359	29.268	52.627
19	23.350	29.244	52.594
20	23.406	29.158	52.564
21	23.338	29.238	52.576
22	23.397	29.146	52.543
23	23.230	29.339	52.569
24	23.320	29.334	52.654
25	23.705	29.239	52.944
26	23.364	29.281	52.645
27	23.484	29.317	52.801
28	23.429	29.229	52.658
29	23.325	29.816	53.141
30	23.420	29.273	52.693
31	23.283	29.107	52.390
32	23.339	29.445	52.784
33	23.256	29.215	52.471
34	23.273	29.244	52.517
35	23.365	29.290	52.655
36	23.258	29.390	52.648
37	23.480	29.255	52.735
38	23.342	29.315	52.657
39	23.370	29.442	52.812
40	23.417	29.218	52.635
41	23.303	29.266	52.569
42	23.315	29.229	52.544

YOUR COMPETITORS

Pos	Driver	Kart	Best S1	Best S2	Best Lap	Gap
1	25 The Vikings .	25	23.142	28.623	51.829	+00.000
2	13 Work in progress .	13	23.107	28.744	51.927	+21.432
3	12 Traxis Belgium 2 .	12	23.105	28.719	51.867	+32.090
4	18 Swiss Team .	18	23.134	28.781	51.976	+32.549
5	2 EAFBK .	2	23.031	28.684	51.715	+51.092
6	9 Consulting Denmark I .	9	23.219	28.801	52.065	+1 LAP
7	6 Hussarya Warsaw .	6	23.128	28.772	51.922	+1 LAP
8	11 KARTING RIVAS SPAIN .	11	23.230	28.850	52.191	+2 LAP
9	22 Consulting Denmark II .	22	23.311	28.987	52.336	+2 LAP
10	4 Schwarz Rot Gold .	4	23.227	28.820	52.110	+2 LAP
11	19 Clickspeed 2 .	19	23.325	29.054	52.400	+2 LAP
12	23 Riders of the Caribbean .	23	23.304	29.001	52.380	+2 LAP
THEORETICAL BEST LAP			23.031	28.623	51.654	

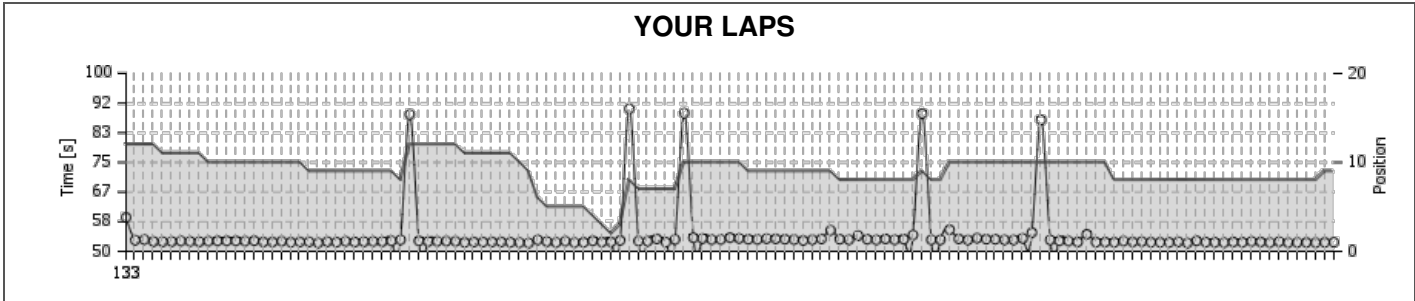
Lap	S1	S2	Lap time
43	23.447	29.173	52.620
44	23.377	30.371	53.748
45	23.506	31.421	54.927
46	59.213	29.379	01:28.592
47	23.739	30.073	53.812
48	24.003	29.391	53.394
49	23.726	30.613	54.339
50	58.939	29.476	01:28.415
51	23.612	29.532	53.144
52	23.917	29.463	53.380
53	23.904	29.402	53.306
54	23.740	29.436	53.176
55	23.860	29.248	53.108
56	23.709	29.399	53.108
57	23.763	29.198	52.961
58	23.858	29.115	52.973
59	23.646	29.245	52.891
60	23.630	29.222	52.852
61	23.635	29.461	53.096
62	23.826	29.366	53.192
63	23.690	29.360	53.050
64	23.513	29.210	52.723
65	23.564	29.343	52.907
66	23.570	29.124	52.694
67	23.866	29.283	53.149
68	23.638	29.264	52.902
69	23.607	30.477	54.084
70	23.435	28.917	52.352
71	23.561	29.201	52.762
72	23.555	29.996	53.551
73	23.579	28.981	52.560
74	23.417	28.918	52.335
75	23.341	28.850	52.191
76	23.367	28.984	52.351
77	23.473	28.934	52.407
78	23.337	29.062	52.399
79	23.579	29.360	52.939
80	23.656	29.276	52.932
81	23.597	29.207	52.804
82	23.596	29.310	52.906
83	23.773	29.856	53.629
84	58.146	29.195	01:27.341
85	23.624	29.160	52.784
86	23.554	29.155	52.709
87	23.605	29.135	52.740
88	23.561	29.120	52.681
89	23.701	29.256	52.957
90	23.499	30.533	54.032
91	01:01.338	29.692	01:31.030
92	23.639	29.661	53.300
93	23.786	29.503	53.289
94	23.755	29.395	53.150
95	23.674	29.255	52.929
96	23.638	29.418	53.056
97	24.501	29.528	54.029
98	23.659	29.235	52.894
99	23.664	29.362	53.026
100	23.558	29.487	53.045
101	23.587	29.278	52.865
102	23.658	29.152	52.810
103	23.758	29.423	53.181
104	23.681	29.374	53.055
105	23.586	30.371	53.957
106	01:01.083	29.444	01:30.527
107	23.596	29.460	53.056
108	23.558	29.228	52.786

Lap	S1	S2	Lap time
109	23.565	29.327	52.892
110	23.470	29.428	52.898
111	23.521	29.260	52.781
112	23.628	29.386	53.014
113	23.557	29.208	52.765
114	23.559	29.179	52.738
115	23.408	29.464	52.872
116	23.524	29.067	52.591
117	23.591	29.308	52.899
118	23.647	28.994	52.641
119	23.579	29.380	52.959
120	23.491	29.242	52.733
121	24.061	29.282	53.343
122	23.572	29.369	52.941
123	23.481	29.155	52.636
124	23.544	29.877	53.421
125	23.656	29.214	52.870
126	23.668	29.067	52.735
127	23.522	29.159	52.681
128	23.473	29.148	52.621
129	23.507	29.154	52.661
130	23.579	29.134	52.713
131	23.474	29.163	52.637
132	23.572	29.155	52.727
133	23.429	29.396	52.825
IDEAL	23.230	28.850	52.080

TRACK RECORDS

TOP DNIA			TOP TYGODNIA			TOP MIESIĄCA			TOP KONFIGURACJI			TOP KOBIEŃ		
#	Driver	Lap	#	Driver	Lap	#	Driver	Lap	#	Driver	Lap	#	Driver	Lap
1	1 Boutens Ruben .	49.495	1	1 Boutens Ruben .	49.495	1	1 Boutens Ruben .	49.495	1	1 Boutens Ruben .	49.495	1	PALECZKA E.	52.523
2	137 puyato opnithi .	49.692	2	Romano Franssen .	49.511	2	Romano Franssen .	49.511	2	Romano Franssen .	49.511	2	MOTZ M.	54.835
3	19 Ryndzionek Michal .	49.739	3	Jakub Kłęk .	49.527	3	Jakub Kłęk .	49.527	3	Jakub Kłęk .	49.527	3	VERSCHOOR T.	55.332
4	50 Laube Tobias .	49.742	4	Jakub Olechowski .	49.614	4	Jakub Olechowski .	49.614	4	Jakub Olechowski .	49.614	4	PRUCNAL K.	55.502
5	179 Balneger Selina .	49.746	5	Mateusz Bartsch .	49.619	5	Mateusz Bartsch .	49.619	5	Mateusz Bartsch .	49.619	5	PRUCNAL K.	55.704
6	143 Kolodziej Pawel .	49.778	6	137 puyato opnithi .	49.692	6	137 puyato opnithi .	49.692	6	137 puyato opnithi .	49.692	6	PILAT K.	55.739
7	191 van Dijk Thom .	49.784	7	19 Ryndzionek Michal .	49.739	7	19 Ryndzionek Michal .	49.739	7	19 Ryndzionek Michal .	49.739	7	---	00.000
8	17 Douven Christian .	49.809	8	50 Laube Tobias .	49.742	8	50 Laube Tobias .	49.742	8	50 Laube Tobias .	49.742	8	---	00.000
9	97 Stolk Lorenzo .	49.810	9	179 Balneger Selina .	49.746	9	179 Balneger Selina .	49.746	9	179 Balneger Selina .	49.746	9	---	00.000
10	198 Pel Artur .	49.810	10	Erik Berggren .	49.762	10	Erik Berggren .	49.762	10	Erik Berggren .	49.762	10	---	00.000

Position		Kart	Best Lap	Date
9	22 Consulting Denmark II	Kart 22	52.336	22-07-2018



YOUR RESULTS

Lap	S1	S2	Lap time
1	30.036	29.532	59.568
2	23.703	29.435	53.138
3	23.635	29.688	53.323
4	23.549	29.202	52.751
5	23.518	29.171	52.689
6	23.410	29.329	52.739
7	23.594	29.308	52.902
8	23.572	29.202	52.774
9	23.546	29.138	52.684
10	23.502	29.342	52.844
11	23.566	29.374	52.940
12	23.628	29.314	52.942
13	23.652	29.293	52.945
14	23.656	29.203	52.859
15	23.681	29.329	53.010
16	23.410	29.235	52.645
17	23.514	29.133	52.647
18	23.638	29.211	52.849
19	23.365	29.231	52.596
20	23.471	29.207	52.678
21	23.475	29.211	52.686
22	23.392	28.996	52.388
23	23.313	29.410	52.723
24	23.360	29.229	52.589
25	23.481	29.334	52.815
26	23.509	29.112	52.621
27	23.398	29.295	52.693
28	23.595	29.179	52.774
29	23.383	29.341	52.724
30	23.606	29.319	52.925
31	23.369	29.856	53.225
32	58.779	29.696	01:28.475
33	23.466	29.472	52.938
34	23.406	29.332	52.738
35	23.385	29.426	52.811
36	23.519	29.351	52.870
37	23.424	29.401	52.825
38	23.408	29.121	52.529
39	23.326	29.318	52.644
40	23.373	29.265	52.638
41	23.382	29.287	52.669
42	23.488	29.173	52.661

YOUR COMPETITORS

Pos	Driver	Kart	Best S1	Best S2	Best Lap	Gap
1	25 The Vikings .	25	23.142	28.623	51.829	+00.000
2	13 Work in progress .	13	23.107	28.744	51.927	+21.432
3	12 Traxis Belgium 2 .	12	23.105	28.719	51.867	+32.090
4	18 Swiss Team .	18	23.134	28.781	51.976	+32.549
5	2 EAFBK .	2	23.031	28.684	51.715	+51.092
6	9 Consulting Denmark I .	9	23.219	28.801	52.065	+1 LAP
7	6 Hussarya Warsaw .	6	23.128	28.772	51.922	+1 LAP
8	11 KARTING RIVAS SPAIN .	11	23.230	28.850	52.191	+2 LAP
9	22 Consulting Denmark II .	22	23.311	28.987	52.336	+2 LAP
10	4 Schwarz Rot Gold .	4	23.227	28.820	52.110	+2 LAP
11	19 Clickspeed 2 .	19	23.325	29.054	52.400	+2 LAP
12	23 Riders of the Caribbean .	23	23.304	29.001	52.380	+2 LAP
THEORETICAL BEST LAP			23.031	28.623	51.654	

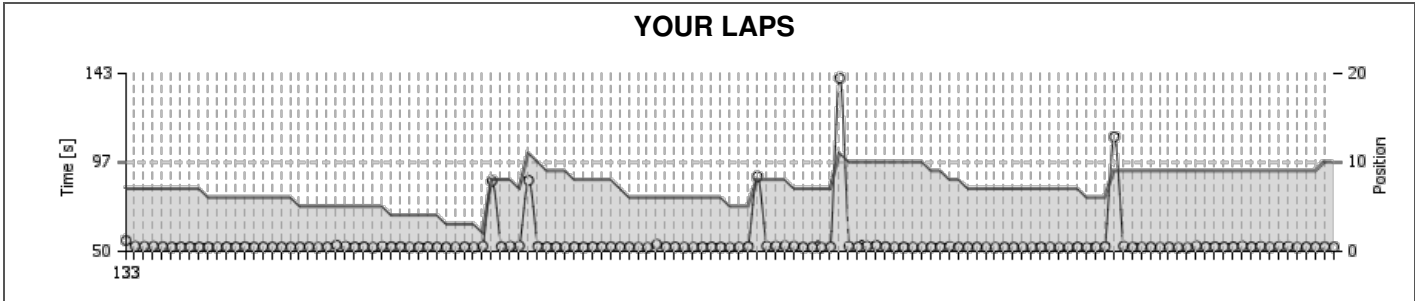
Lap	S1	S2	Lap time
43	23.364	29.180	52.544
44	23.447	29.009	52.456
45	23.311	29.025	52.336
46	23.513	29.705	53.218
47	23.332	29.398	52.730
48	23.400	29.090	52.490
49	23.451	29.397	52.848
50	23.322	29.132	52.454
51	23.350	29.189	52.539
52	23.323	29.632	52.955
53	23.400	29.213	52.613
54	23.352	29.307	52.659
55	23.424	29.670	53.094
56	01:00.733	29.352	01:30.085
57	23.387	29.520	52.907
58	23.440	29.402	52.842
59	24.054	29.474	53.528
60	23.311	29.273	52.584
61	23.454	29.888	53.342
62	58.751	30.121	01:28.872
63	23.689	30.118	53.807
64	23.759	29.825	53.584
65	23.548	29.741	53.289
66	23.657	29.667	53.324
67	23.864	29.965	53.829
68	23.701	29.921	53.622
69	23.556	29.840	53.396
70	23.583	29.763	53.346
71	23.720	29.838	53.558
72	23.617	29.907	53.524
73	23.609	29.807	53.416
74	23.595	29.724	53.319
75	23.436	29.636	53.072
76	23.571	29.703	53.274
77	23.478	30.036	53.514
78	25.796	30.112	55.908
79	23.638	29.774	53.412
80	23.626	29.633	53.259
81	24.489	29.933	54.422
82	23.544	29.843	53.387
83	23.596	29.631	53.227
84	23.512	29.984	53.496
85	23.487	29.758	53.245
86	23.539	29.864	53.403
87	23.604	30.959	54.563
88	58.403	30.329	01:28.732
89	23.622	29.627	53.249
90	23.565	29.663	53.228
91	24.380	31.718	56.098
92	23.711	29.809	53.520
93	23.696	29.504	53.200
94	23.657	30.054	53.711
95	23.704	29.748	53.452
96	23.588	29.830	53.418
97	23.554	29.680	53.234
98	23.673	29.533	53.206
99	23.691	29.941	53.632
100	23.751	31.526	55.277
101	57.843	29.098	01:26.941
102	23.822	29.359	53.181
103	23.695	29.261	52.956
104	23.512	29.364	52.876
105	23.496	29.143	52.639
106	25.647	29.138	54.785
107	23.402	29.183	52.585
108	23.474	29.135	52.609

Lap	S1	S2	Lap time
109	23.446	29.110	52.556
110	23.556	29.330	52.886
111	23.477	29.183	52.660
112	23.479	29.273	52.752
113	23.443	29.163	52.606
114	23.499	29.076	52.575
115	23.400	29.129	52.529
116	23.516	29.180	52.696
117	23.312	29.034	52.346
118	23.689	29.287	52.976
119	23.420	29.165	52.585
120	23.445	29.084	52.529
121	23.446	28.990	52.436
122	23.456	29.185	52.641
123	23.449	29.098	52.547
124	23.491	29.288	52.779
125	23.594	29.050	52.644
126	23.469	28.987	52.456
127	23.503	29.207	52.710
128	23.403	29.019	52.422
129	23.450	29.039	52.489
130	23.490	29.020	52.510
131	23.376	29.068	52.444
132	23.531	29.010	52.541
133	23.507	29.078	52.585
IDEAL	23.311	28.987	52.298

TRACK RECORDS

TOP DNIA			TOP TYGODNIA			TOP MIESIĄCA			TOP KONFIGURACJI			TOP KOBIET		
#	Driver	Lap	#	Driver	Lap	#	Driver	Lap	#	Driver	Lap	#	Driver	Lap
1	1 Boutens Ruben .	49.495	1	1 Boutens Ruben .	49.495	1	1 Boutens Ruben .	49.495	1	1 Boutens Ruben .	49.495	1	PALECZKA E.	52.523
2	137 puyato opnithi .	49.692	2	Romano Franssen .	49.511	2	Romano Franssen .	49.511	2	Romano Franssen .	49.511	2	MOTZ M.	54.835
3	19 Ryndzionek Michal .	49.739	3	Jakub Klęk .	49.527	3	Jakub Klęk .	49.527	3	Jakub Klęk .	49.527	3	VERSCHOOR T.	55.332
4	50 Laube Tobias .	49.742	4	Jakub Olechowski .	49.614	4	Jakub Olechowski .	49.614	4	Jakub Olechowski .	49.614	4	PRUCNAL K.	55.502
5	179 Balneger Selina .	49.746	5	Mateusz Bartsch .	49.619	5	Mateusz Bartsch .	49.619	5	Mateusz Bartsch .	49.619	5	PRUCNAL K.	55.704
6	143 Kolodziej Pawel .	49.778	6	137 puyato opnithi .	49.692	6	137 puyato opnithi .	49.692	6	137 puyato opnithi .	49.692	6	PILAT K.	55.739
7	191 van Dijk Thom .	49.784	7	19 Ryndzionek Michal .	49.739	7	19 Ryndzionek Michal .	49.739	7	19 Ryndzionek Michal .	49.739	7	---	00.000
8	17 Douven Christian .	49.809	8	50 Laube Tobias .	49.742	8	50 Laube Tobias .	49.742	8	50 Laube Tobias .	49.742	8	---	00.000
9	97 Stolk Lorenzo .	49.810	9	179 Balneger Selina .	49.746	9	179 Balneger Selina .	49.746	9	179 Balneger Selina .	49.746	9	---	00.000
10	198 Pel Artur .	49.810	10	Erik Berggren .	49.762	10	Erik Berggren .	49.762	10	Erik Berggren .	49.762	10	---	00.000

Position	Kart	Best Lap	Date
10	4 Schwarz Rot Gold	52.110	22-07-2018



YOUR RESULTS

Lap	S1	S2	Lap time
1	26.496	29.332	55.828
2	23.470	29.378	52.848
3	23.544	29.199	52.743
4	23.479	29.295	52.774
5	23.418	29.210	52.628
6	23.372	29.011	52.383
7	23.360	29.105	52.465
8	23.294	29.179	52.473
9	23.344	29.050	52.394
10	23.416	28.931	52.347
11	23.310	29.003	52.313
12	23.342	29.138	52.480
13	23.364	29.042	52.406
14	23.424	29.189	52.613
15	23.275	29.078	52.353
16	23.387	29.094	52.481
17	23.482	28.994	52.476
18	23.430	29.013	52.443
19	23.359	29.023	52.382
20	23.305	29.174	52.479
21	23.453	29.082	52.535
22	23.287	28.993	52.280
23	23.425	29.049	52.474
24	23.472	29.908	53.380
25	23.633	29.143	52.776
26	23.425	29.020	52.445
27	23.303	29.280	52.583
28	23.338	28.873	52.211
29	23.526	29.169	52.695
30	23.499	29.106	52.605
31	23.410	29.214	52.624
32	23.253	29.049	52.302
33	23.375	28.973	52.348
34	23.352	29.191	52.543
35	23.288	29.114	52.402
36	23.265	29.092	52.357
37	23.370	28.948	52.318
38	23.231	29.330	52.561
39	23.262	29.052	52.314
40	23.326	29.494	52.820
41	57.800	29.099	01:26.899
42	23.459	29.148	52.607

YOUR COMPETITORS

Pos	Driver	Kart	Best S1	Best S2	Best Lap	Gap
1	25 The Vikings .	25	23.142	28.623	51.829	+00.000
2	13 Work in progress .	13	23.107	28.744	51.927	+21.432
3	12 Traxis Belgium 2 .	12	23.105	28.719	51.867	+32.090
4	18 Swiss Team .	18	23.134	28.781	51.976	+32.549
5	2 EAFBK .	2	23.031	28.684	51.715	+51.092
6	9 Consulting Denmark I .	9	23.219	28.801	52.065	+1 LAP
7	6 Hussarya Warsaw .	6	23.128	28.772	51.922	+1 LAP
8	11 KARTING RIVAS SPAIN .	11	23.230	28.850	52.191	+2 LAP
9	22 Consulting Denmark II .	22	23.311	28.987	52.336	+2 LAP
10	4 Schwarz Rot Gold .	4	23.227	28.820	52.110	+2 LAP
11	19 Clickspeed 2 .	19	23.325	29.054	52.400	+2 LAP
12	23 Riders of the Caribbean .	23	23.304	29.001	52.380	+2 LAP
THEORETICAL BEST LAP			23.031	28.623	51.654	

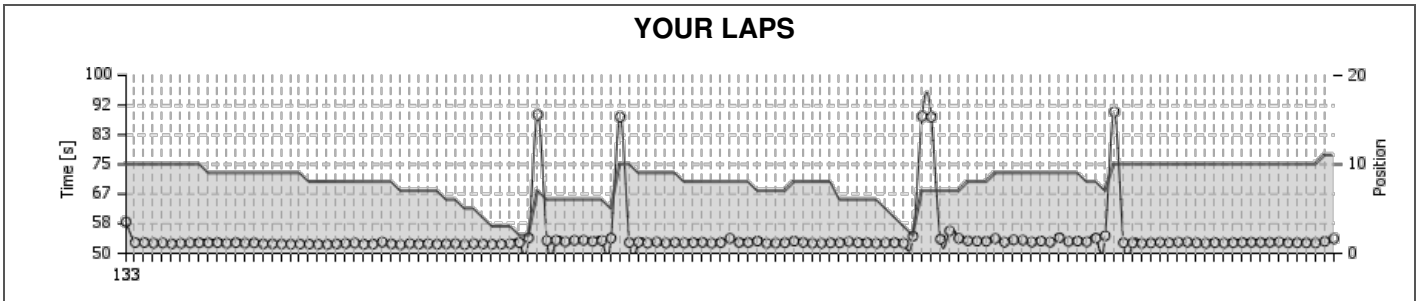
Lap	S1	S2	Lap time
43	23.504	29.331	52.835
44	23.390	29.547	52.937
45	57.804	29.349	01:27.153
46	23.501	29.164	52.665
47	23.484	28.970	52.454
48	23.476	28.961	52.437
49	23.369	28.942	52.311
50	23.529	28.912	52.441
51	23.417	28.922	52.339
52	23.453	29.073	52.526
53	23.350	29.237	52.587
54	23.494	29.097	52.591
55	23.483	29.013	52.496
56	23.401	29.018	52.419
57	23.360	28.880	52.240
58	23.339	28.864	52.203
59	23.387	30.392	53.779
60	23.506	29.052	52.558
61	23.456	29.077	52.533
62	23.390	28.901	52.291
63	23.374	28.896	52.270
64	23.409	28.984	52.393
65	23.416	29.052	52.468
66	23.385	28.951	52.336
67	23.294	28.820	52.114
68	23.348	28.977	52.325
69	23.297	29.323	52.620
70	59.637	29.476	01:29.113
71	23.580	29.229	52.809
72	23.593	29.274	52.867
73	23.777	29.243	53.020
74	23.410	29.443	52.853
75	23.285	29.076	52.361
76	23.227	29.154	52.381
77	23.317	28.857	52.174
78	23.341	29.160	52.501
79	01:39.999	01:39.999	02:20.623
80	23.267	29.287	52.732
81	23.488	29.244	52.494
82	23.530	28.964	52.824
83	23.537	29.287	53.174
84	24.064	29.110	52.620
85	23.342	29.278	52.247
86	23.292	28.955	52.352
87	23.301	29.051	52.253
88	23.275	28.978	52.301
89	23.398	28.903	52.421
90	23.262	29.159	52.461
91	23.346	29.115	52.680
92	23.588	29.092	52.366
93	23.334	29.032	52.381
94	23.300	29.081	52.430
95	23.470	28.960	52.282
96	23.380	28.902	52.286
97	23.272	29.014	52.368
98	23.364	29.004	52.350
99	23.367	28.983	52.308
100	23.429	28.879	52.248
101	23.357	28.891	52.353
102	23.358	28.995	52.331
103	23.397	28.934	52.151
104	23.271	28.880	52.207
105	23.345	28.862	52.436
106	23.353	29.083	52.110
107	23.289	28.821	52.324
108	23.348	28.976	52.649

Lap	S1	S2	Lap time
109	23.368	29.281	01:49.890
110	01:39.999	01:39.999	52.846
111	01:20.262	29.628	52.264
112	23.725	29.121	52.302
113	23.405	28.859	52.417
114	23.373	28.929	52.234
115	23.375	29.042	52.423
116	23.336	28.898	52.156
117	23.405	29.018	52.145
118	23.321	28.835	52.921
119	23.307	28.838	52.532
120	23.583	29.338	52.589
121	23.470	29.062	52.463
122	23.464	29.125	52.549
123	23.347	29.116	52.873
124	23.455	29.094	52.504
125	23.477	29.396	52.706
126	23.323	29.181	52.312
127	23.554	29.152	52.707
128	23.376	28.936	52.681
129	23.635	29.072	52.266
130	23.672	29.009	52.507
131	23.317	28.949	52.505
132	23.481	29.026	52.637
133	23.342	29.163	52.402
IDEAL	23.227	28.820	52.047

TRACK RECORDS

TOP DNIA			TOP TYGODNIA			TOP MIESIĄCA			TOP KONFIGURACJI			TOP KOBIEC		
#	Driver	Lap	#	Driver	Lap	#	Driver	Lap	#	Driver	Lap	#	Driver	Lap
1	1 Boutens Ruben .	49.495	1	1 Boutens Ruben .	49.495	1	1 Boutens Ruben .	49.495	1	1 Boutens Ruben .	49.495	1	PALECZKA E.	52.523
2	137 puyato opnithi .	49.692	2	Romano Franssen .	49.511	2	Romano Franssen .	49.511	2	Romano Franssen .	49.511	2	MOTZ M.	54.835
3	19 Ryndzionek Michal .	49.739	3	Jakub Kłęk .	49.527	3	Jakub Kłęk .	49.527	3	Jakub Kłęk .	49.527	3	VERSCHOOR T.	55.332
4	50 Laube Tobias .	49.742	4	Jakub Olechowski .	49.614	4	Jakub Olechowski .	49.614	4	Jakub Olechowski .	49.614	4	PRUCNAL K.	55.502
5	179 Balneger Selina .	49.746	5	Mateusz Bartsch .	49.619	5	Mateusz Bartsch .	49.619	5	Mateusz Bartsch .	49.619	5	PRUCNAL K.	55.704
6	143 Kolodziej Pawel .	49.778	6	137 puyato opnithi .	49.692	6	137 puyato opnithi .	49.692	6	137 puyato opnithi .	49.692	6	PILAT K.	55.739
7	191 van Dijk Thom .	49.784	7	19 Ryndzionek Michal .	49.739	7	19 Ryndzionek Michal .	49.739	7	19 Ryndzionek Michal .	49.739	7	---	00.000
8	17 Douven Christian .	49.809	8	50 Laube Tobias .	49.742	8	50 Laube Tobias .	49.742	8	50 Laube Tobias .	49.742	8	---	00.000
9	97 Stolk Lorenzo .	49.810	9	179 Balneger Selina .	49.746	9	179 Balneger Selina .	49.746	9	179 Balneger Selina .	49.746	9	---	00.000
10	198 Pel Artur .	49.810	10	Erik Berggren .	49.762	10	Erik Berggren .	49.762	10	Erik Berggren .	49.762	10	---	00.000

Position	Kart	Best Lap	Date
11	19 Clickspeed 2	52.400	22-07-2018



YOUR RESULTS

Lap	S1	S2	Lap time
1	29.421	29.430	58.851
2	23.727	29.325	53.052
3	23.600	29.459	53.059
4	23.693	29.151	52.844
5	23.473	29.458	52.931
6	23.461	29.212	52.673
7	23.481	29.311	52.792
8	23.535	29.398	52.933
9	23.540	29.439	52.979
10	23.571	29.377	52.948
11	23.547	29.481	53.028
12	23.516	29.276	52.792
13	23.769	29.259	53.028
14	23.584	29.258	52.842
15	23.500	29.452	52.952
16	23.463	29.207	52.670
17	23.393	29.284	52.677
18	23.410	29.232	52.642
19	23.383	29.221	52.604
20	23.500	29.141	52.641
21	23.363	29.251	52.614
22	23.387	29.160	52.547
23	23.325	29.197	52.522
24	23.442	29.212	52.654
25	23.530	29.234	52.764
26	23.380	29.519	52.899
27	23.356	29.198	52.554
28	23.418	29.184	52.602
29	23.460	29.689	53.149
30	23.425	29.230	52.655
31	23.346	29.054	52.400
32	23.361	29.376	52.737
33	23.466	29.136	52.602
34	23.348	29.341	52.689
35	23.417	29.174	52.591
36	23.486	29.192	52.678
37	23.473	29.261	52.734
38	23.350	29.135	52.485
39	23.413	29.313	52.726
40	23.510	29.138	52.648
41	23.440	29.125	52.565

YOUR COMPETITORS

Pos	Driver	Kart	Best S1	Best S2	Best Lap	Gap
1	25 The Vikings .	25	23.142	28.623	51.829	+00.000
2	13 Work in progress .	13	23.107	28.744	51.927	+21.432
3	12 Traxis Belgium 2 .	12	23.105	28.719	51.867	+32.090
4	18 Swiss Team .	18	23.134	28.781	51.976	+32.549
5	2 EAFBK .	2	23.031	28.684	51.715	+51.092
6	9 Consulting Denmark I .	9	23.219	28.801	52.065	+1 LAP
7	6 Hussarya Warsaw .	6	23.128	28.772	51.922	+1 LAP
8	11 KARTING RIVAS SPAIN .	11	23.230	28.850	52.191	+2 LAP
9	22 Consulting Denmark II .	22	23.311	28.987	52.336	+2 LAP
10	4 Schwarz Rot Gold .	4	23.227	28.820	52.110	+2 LAP
11	19 Clickspeed 2 .	19	23.325	29.054	52.400	+2 LAP
12	23 Riders of the Caribbean .	23	23.304	29.001	52.380	+2 LAP
THEORETICAL BEST LAP			23.031	28.623	51.654	

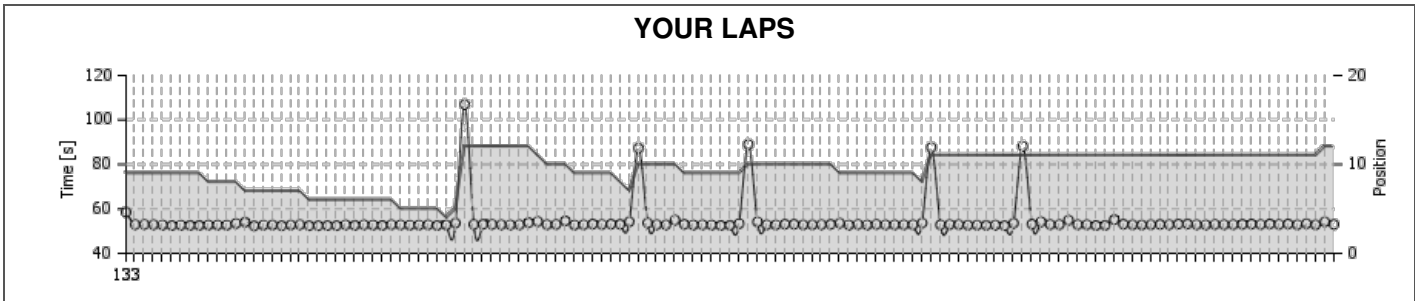
Lap	S1	S2	Lap time
42	23.370	29.225	52.595
43	23.432	29.257	52.689
44	23.456	29.566	53.022
45	23.555	30.802	54.357
46	57.922	31.017	01:28.939
47	23.936	29.623	53.559
48	23.730	29.924	53.654
49	23.651	29.615	53.266
50	23.846	29.793	53.639
51	24.001	29.665	53.666
52	23.813	29.563	53.376
53	23.749	29.815	53.564
54	23.721	30.534	54.255
55	58.821	29.531	01:28.352
56	23.508	29.551	53.059
57	23.706	29.447	53.153
58	23.520	29.394	52.914
59	23.580	29.637	53.217
60	23.587	29.286	52.873
61	23.627	29.458	53.085
62	23.537	29.391	52.928
63	23.524	29.495	53.019
64	23.684	29.416	53.100
65	23.459	29.373	52.832
66	23.486	29.541	53.027
67	23.698	30.491	54.189
68	23.675	29.408	53.083
69	23.510	29.549	53.059
70	23.926	29.532	53.458
71	23.519	29.266	52.785
72	23.565	29.293	52.858
73	23.741	29.255	52.996
74	23.441	30.036	53.477
75	23.551	29.545	53.096
76	23.464	29.361	52.825
77	23.512	29.315	52.827
78	23.473	29.518	52.991
79	23.507	29.487	52.994
80	23.604	29.686	53.290
81	23.593	29.430	53.023
82	23.575	29.389	52.964
83	23.570	29.215	52.785
84	23.562	29.364	52.926
85	23.681	29.310	52.991
86	23.526	29.268	52.794
87	23.426	31.382	54.808
88	57.523	30.980	01:28.503
89	58.613	29.708	01:28.321
90	24.449	29.532	53.981
91	25.830	30.459	56.289
92	24.252	29.975	54.227
93	23.660	29.886	53.546
94	23.979	29.491	53.470
95	23.820	29.581	53.401
96	24.536	29.639	54.175
97	23.680	29.477	53.157
98	24.023	29.771	53.794
99	23.929	29.769	53.698
100	23.750	29.429	53.179
101	23.801	29.663	53.464
102	23.801	29.357	53.158
103	23.806	30.586	54.392
104	23.892	29.433	53.325
105	23.829	29.629	53.458
106	23.664	29.562	53.226
107	24.971	29.313	54.284

Lap	S1	S2	Lap time
108	23.965	30.937	54.902
109	59.435	30.327	01:29.762
110	23.794	29.193	52.987
111	23.726	29.199	52.925
112	23.575	29.216	52.791
113	23.557	29.388	52.945
114	23.656	29.451	53.107
115	23.611	29.395	53.006
116	23.592	29.556	53.148
117	23.820	29.353	53.173
118	23.658	29.298	52.956
119	23.657	29.159	52.816
120	23.735	29.279	53.014
121	23.639	29.217	52.856
122	23.584	29.405	52.989
123	23.781	29.294	53.075
124	23.718	29.379	53.097
125	23.692	29.396	53.088
126	23.625	29.458	53.083
127	23.698	29.505	53.203
128	23.703	29.247	52.950
129	23.694	29.301	52.995
130	23.648	29.317	52.965
131	23.688	29.224	52.912
132	23.624	29.763	53.387
133	24.823	29.329	54.152
IDEAL	23.325	29.054	52.379

TRACK RECORDS

TOP DNIA			TOP TYGODNIA			TOP MIESIĄCA			TOP KONFIGURACJI			TOP KOBIET		
#	Driver	Lap	#	Driver	Lap	#	Driver	Lap	#	Driver	Lap	#	Driver	Lap
1	1 Boutens Ruben .	49.495	1	1 Boutens Ruben .	49.495	1	1 Boutens Ruben .	49.495	1	1 Boutens Ruben .	49.495	1	PALECZKA E.	52.523
2	137 puyato opnithi .	49.692	2	Romano Franssen .	49.511	2	Romano Franssen .	49.511	2	Romano Franssen .	49.511	2	MOTZ M.	54.835
3	19 Ryndzionek Michal .	49.739	3	Jakub Kłęk .	49.527	3	Jakub Kłęk .	49.527	3	Jakub Kłęk .	49.527	3	VERSCHOOR T.	55.332
4	50 Laube Tobias .	49.742	4	Jakub Olechowski .	49.614	4	Jakub Olechowski .	49.614	4	Jakub Olechowski .	49.614	4	PRUCNAL K.	55.502
5	179 Balneger Selina .	49.746	5	Mateusz Bartsch .	49.619	5	Mateusz Bartsch .	49.619	5	Mateusz Bartsch .	49.619	5	PRUCNAL K.	55.704
6	143 Kolodziej Pawel .	49.778	6	137 puyato opnithi .	49.692	6	137 puyato opnithi .	49.692	6	137 puyato opnithi .	49.692	6	PILAT K.	55.739
7	191 van Dijk Thom .	49.784	7	19 Ryndzionek Michal .	49.739	7	19 Ryndzionek Michal .	49.739	7	19 Ryndzionek Michal .	49.739	7	---	00.000
8	17 Douven Christian .	49.809	8	50 Laube Tobias .	49.742	8	50 Laube Tobias .	49.742	8	50 Laube Tobias .	49.742	8	---	00.000
9	97 Stolk Lorenzo .	49.810	9	179 Balneger Selina .	49.746	9	179 Balneger Selina .	49.746	9	179 Balneger Selina .	49.746	9	---	00.000
10	198 Pel Artur .	49.810	10	Erik Berggren .	49.762	10	Erik Berggren .	49.762	10	Erik Berggren .	49.762	10	---	00.000

Position	Kart	Best Lap	Date
12	23 Riders of the Caribbean	Kart 23 52.380	22-07-2018



YOUR RESULTS

Lap	S1	S2	Lap time
1	29.148	29.378	58.526
2	23.644	29.317	52.961
3	23.655	29.362	53.017
4	23.603	29.288	52.891
5	23.409	29.321	52.730
6	23.482	29.042	52.524
7	23.411	29.234	52.645
8	23.404	29.192	52.596
9	23.354	29.235	52.589
10	23.406	29.313	52.719
11	23.405	29.296	52.701
12	23.456	29.200	52.656
13	23.627	29.785	53.412
14	24.499	29.528	54.027
15	23.379	29.001	52.380
16	23.544	29.135	52.679
17	23.499	29.249	52.748
18	23.404	29.078	52.482
19	23.535	29.211	52.746
20	23.453	29.470	52.923
21	23.364	29.121	52.485
22	23.431	29.044	52.475
23	23.423	29.102	52.525
24	23.456	29.038	52.494
25	23.546	29.266	52.812
26	23.304	29.317	52.621
27	23.493	29.334	52.827
28	23.473	29.231	52.704
29	23.414	29.142	52.556
30	23.478	29.395	52.873
31	23.483	29.295	52.778
32	23.490	29.156	52.646
33	23.610	29.092	52.702
34	23.403	29.405	52.808
35	23.435	29.121	52.556
36	23.538	29.193	52.731
37	23.495	30.127	53.622
38	01:39.999	01:39.999	01:46.990
39	01:17.503	29.487	53.008
40	23.520	29.488	53.091
41	23.579	29.512	53.027

YOUR COMPETITORS

Pos	Driver	Kart	Best S1	Best S2	Best Lap	Gap
1	25 The Vikings .	25	23.142	28.623	51.829	+00.000
2	13 Work in progress .	13	23.107	28.744	51.927	+21.432
3	12 Traxis Belgium 2 .	12	23.105	28.719	51.867	+32.090
4	18 Swiss Team .	18	23.134	28.781	51.976	+32.549
5	2 EAFBK .	2	23.031	28.684	51.715	+51.092
6	9 Consulting Denmark I .	9	23.219	28.801	52.065	+1 LAP
7	6 Hussarya Warsaw .	6	23.128	28.772	51.922	+1 LAP
8	11 KARTING RIVAS SPAIN .	11	23.230	28.850	52.191	+2 LAP
9	22 Consulting Denmark II .	22	23.311	28.987	52.336	+2 LAP
10	4 Schwarz Rot Gold .	4	23.227	28.820	52.110	+2 LAP
11	19 Clickspeed 2 .	19	23.325	29.054	52.400	+2 LAP
12	23 Riders of the Caribbean .	23	23.304	29.001	52.380	+2 LAP
THEORETICAL BEST LAP			23.031	28.623	51.654	

Lap	S1	S2	Lap time
42	23.421	29.606	52.879
43	23.444	29.435	52.801
44	23.489	29.312	52.862
45	23.484	29.378	53.812
46	23.740	30.072	54.301
47	23.608	30.693	52.886
48	23.550	29.336	52.970
49	23.454	29.516	54.615
50	25.202	29.413	52.716
51	23.449	29.267	52.843
52	23.415	29.428	53.197
53	23.592	29.605	52.971
54	23.482	29.489	53.172
55	23.550	29.622	53.085
56	23.516	29.569	54.224
57	23.575	30.649	01:27.380
58	58.081	29.299	53.699
59	23.849	29.850	52.913
60	23.554	29.359	52.818
61	23.446	29.372	54.979
62	23.515	31.464	53.072
63	23.666	29.406	52.748
64	23.445	29.303	52.830
65	23.446	29.384	52.703
66	23.403	29.300	52.553
67	23.374	29.179	52.613
68	23.377	29.236	53.341
69	23.345	29.996	01:28.936
70	59.555	29.381	54.126
71	24.005	30.121	52.820
72	23.570	29.250	52.772
73	23.612	29.160	53.142
74	23.494	29.648	53.138
75	23.603	29.535	52.806
76	23.500	29.306	52.841
77	23.572	29.269	52.934
78	23.471	29.463	53.085
79	23.493	29.592	53.581
80	24.299	29.282	52.722
81	23.454	29.268	52.990
82	23.514	29.476	52.758
83	23.490	29.268	53.015
84	23.514	29.501	52.819
85	23.533	29.286	52.827
86	23.526	29.301	52.832
87	23.449	29.383	52.851
88	23.512	29.339	53.633
89	23.508	30.125	01:27.600
90	58.183	29.417	52.806
91	23.513	29.293	52.929
92	23.484	29.445	52.906
93	23.495	29.411	52.667
94	23.458	29.209	52.694
95	23.456	29.238	52.638
96	23.524	29.114	52.723
97	23.518	29.205	52.488
98	23.445	29.043	53.565
99	23.375	30.190	01:28.136
100	58.671	29.465	53.148
101	23.625	29.523	54.162
102	24.827	29.335	52.940
103	23.539	29.401	52.912
104	23.617	29.295	54.914
105	24.645	30.269	52.882
106	23.631	29.251	52.866
107	23.418	29.448	52.535

Lap	S1	S2	Lap time
108	23.387	29.148	52.613
109	23.396	29.217	55.188
110	25.192	29.996	53.142
111	23.763	29.379	52.854
112	23.518	29.336	52.755
113	23.472	29.283	52.894
114	23.493	29.401	53.045
115	23.601	29.444	52.935
116	23.564	29.371	53.222
117	23.666	29.556	53.276
118	23.860	29.416	52.900
119	23.542	29.358	52.803
120	23.629	29.174	53.000
121	23.734	29.266	52.900
122	23.551	29.349	52.924
123	23.500	29.424	53.064
124	23.730	29.334	53.186
125	23.689	29.497	52.957
126	23.618	29.339	53.243
127	23.637	29.606	52.992
128	23.553	29.439	53.235
129	23.800	29.435	52.832
130	23.529	29.303	53.345
131	23.540	29.805	52.835
132	23.367	29.468	54.181
133	25.040	29.141	53.056
IDEAL	23.304	29.001	52.305

TRACK RECORDS

TOP DNIA			TOP TYGODNIA			TOP MIESIĄCA			TOP KONFIGURACJI			TOP KOBIEŃ		
#	Driver	Lap	#	Driver	Lap	#	Driver	Lap	#	Driver	Lap	#	Driver	Lap
1	1 Boutens Ruben .	49.495	1	1 Boutens Ruben .	49.495	1	1 Boutens Ruben .	49.495	1	1 Boutens Ruben .	49.495	1	PALECZKA E.	52.523
2	137 puyato opnithi .	49.692	2	Romano Franssen .	49.511	2	Romano Franssen .	49.511	2	Romano Franssen .	49.511	2	MOTZ M.	54.835
3	19 Ryndzionek Michal .	49.739	3	Jakub Kłęk .	49.527	3	Jakub Kłęk .	49.527	3	Jakub Kłęk .	49.527	3	VERSCHOOR T.	55.332
4	50 Laube Tobias .	49.742	4	Jakub Olechowski .	49.614	4	Jakub Olechowski .	49.614	4	Jakub Olechowski .	49.614	4	PRUCNAL K.	55.502
5	179 Balneger Selina .	49.746	5	Mateusz Bartsch .	49.619	5	Mateusz Bartsch .	49.619	5	Mateusz Bartsch .	49.619	5	PRUCNAL K.	55.704
6	143 Kolodziej Pawel .	49.778	6	137 puyato opnithi .	49.692	6	137 puyato opnithi .	49.692	6	137 puyato opnithi .	49.692	6	PILAT K.	55.739
7	191 van Dijk Thom .	49.784	7	19 Ryndzionek Michal .	49.739	7	19 Ryndzionek Michal .	49.739	7	19 Ryndzionek Michal .	49.739	7	---	00.000
8	17 Douven Christian .	49.809	8	50 Laube Tobias .	49.742	8	50 Laube Tobias .	49.742	8	50 Laube Tobias .	49.742	8	---	00.000
9	97 Stolk Lorenzo .	49.810	9	179 Balneger Selina .	49.746	9	179 Balneger Selina .	49.746	9	179 Balneger Selina .	49.746	9	---	00.000
10	198 Pel Artur .	49.810	10	Erik Berggren .	49.762	10	Erik Berggren .	49.762	10	Erik Berggren .	49.762	10	---	00.000