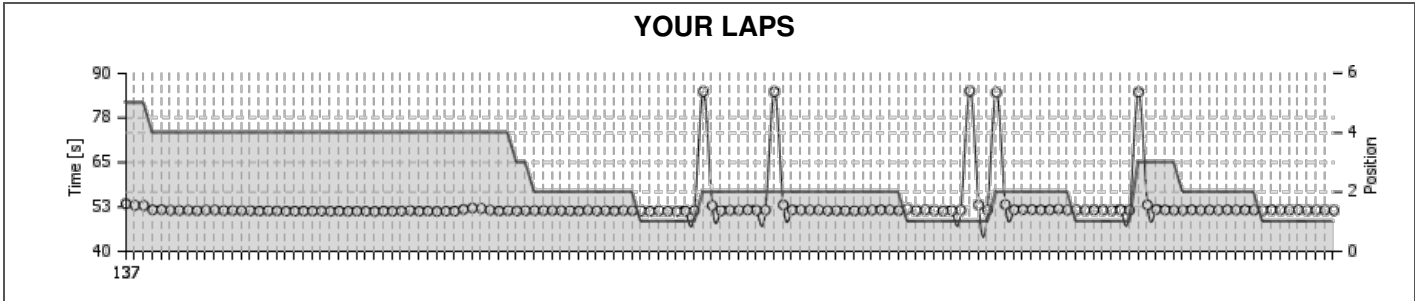


Position	Kart	Best Lap	Date
<b>1</b>	<b>21 Hussarya Poland 1</b>	<b>51.206</b>	<b>22-07-2018</b>



**YOUR RESULTS**

Lap	S1	S2	Lap time
1	29.862	23.525	53.387
2	29.615	23.313	52.928
3	29.473	23.387	52.860
4	28.340	23.330	51.670
5	28.419	23.324	51.743
6	28.303	23.238	51.541
7	28.236	23.246	51.482
8	28.273	23.261	51.534
9	28.135	23.270	51.405
10	28.298	23.291	51.589
11	28.302	23.305	51.607
12	28.203	23.257	51.460
13	28.167	23.307	51.474
14	28.182	23.247	51.429
15	28.165	23.267	51.432
16	28.119	23.211	51.330
17	28.089	23.290	51.379
18	28.160	23.217	51.377
19	28.094	23.215	51.309
20	28.123	23.181	51.304
21	28.123	23.215	51.338
22	28.145	23.189	51.334
23	28.161	23.200	51.361
24	28.078	23.182	51.260
25	28.124	23.198	51.322
26	28.077	23.172	51.249
27	28.151	<b>23.158</b>	51.309
28	28.072	23.212	51.284
29	<b>27.997</b>	23.209	<b>51.206</b>
30	28.044	23.291	51.335
31	28.135	<b>23.158</b>	51.293
32	28.138	23.215	51.353
33	28.291	23.163	51.454
34	28.115	23.161	51.276
35	28.131	23.195	51.326
36	28.056	23.189	51.245
37	28.119	23.180	51.299
38	28.138	23.164	51.302
39	28.452	23.357	51.809
40	28.675	23.512	52.187
41	28.531	23.531	52.062

**YOUR COMPETITORS**

Pos	Driver	Kart	Best S1	Best S2	Best Lap	Gap
1	21 Hussarya Poland 1 .	21	27.997	23.158	51.206	+00.000
2	3 Racing Center Team Poland .	3	27.999	23.077	51.188	+00.723
3	7 TEAM CLICKSPEED BRASIL .	7	28.073	23.102	51.227	+16.169
4	5 Hussarya Poland 2 .	5	28.174	23.132	51.334	+18.282
5	1 Hussarya Poland 3 .	1	28.156	23.111	51.325	+19.253
6	15 The Dutch Value .	15	28.008	23.122	51.177	+26.705
7	17 Team Soop Slovakia .	17	<b>27.947</b>	23.104	51.102	+31.483
8	25 The Vikings .	25	27.962	23.055	<b>51.085</b>	+31.659
9	13 Work in progress .	13	28.137	<b>22.974</b>	51.206	+44.668
10	9 Consulting Denmark I .	9	28.131	23.185	51.356	+44.824
11	23 Riders of the Caribbean .	23	28.287	23.318	51.617	+1 LAP
12	11 KARTING RIVAS SPAIN .	11	28.373	23.295	51.797	+2 LAP
13	19 Clickspeed 2 .	19	28.367	23.270	51.695	+2 LAP
<b>THEORETICAL BEST LAP</b>			<b>27.947</b>	<b>22.974</b>	<b>50.921</b>	

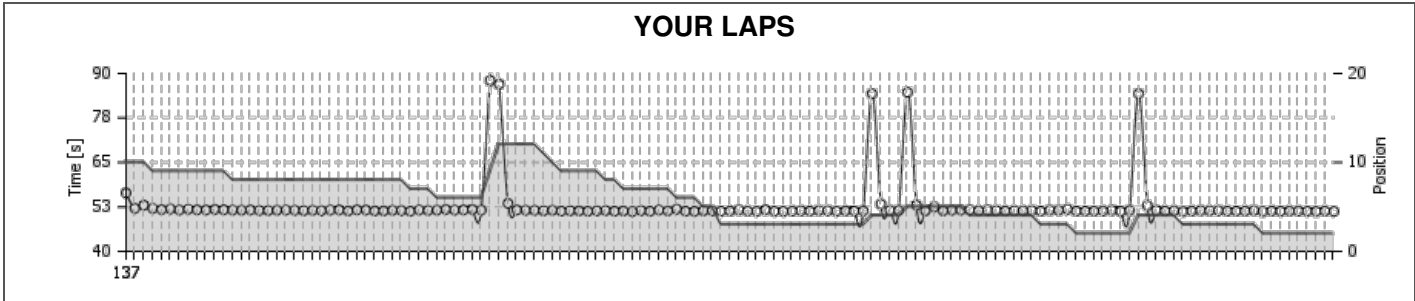
Lap	S1	S2	Lap time
42	28.283	23.285	51.568
43	28.116	23.224	51.340
44	28.199	23.220	51.419
45	28.201	23.173	51.374
46	28.178	23.260	51.438
47	28.257	23.207	51.464
48	28.233	23.234	51.467
49	28.251	23.223	51.474
50	28.207	23.242	51.449
51	28.182	23.202	51.384
52	28.158	23.191	51.349
53	28.266	23.283	51.549
54	28.191	23.197	51.388
55	28.197	23.247	51.444
56	28.126	23.251	51.377
57	28.206	23.290	51.496
58	28.223	23.212	51.435
59	28.137	23.245	51.382
60	28.089	23.173	51.262
61	28.174	23.206	51.380
62	28.078	23.232	51.310
63	28.055	23.193	51.248
64	28.157	23.185	51.342
65	28.223	23.220	51.443
66	28.246	56.657	01:24.903
67	29.592	23.272	52.864
68	28.163	23.256	51.419
69	28.265	23.260	51.525
70	28.204	23.308	51.512
71	28.294	23.402	51.696
72	28.201	23.319	51.520
73	28.226	23.351	51.577
74	28.332	56.512	01:24.844
75	29.858	23.220	53.078
76	28.414	23.256	51.670
77	28.291	23.324	51.615
78	28.350	23.242	51.592
79	28.315	23.298	51.613
80	28.250	23.200	51.450
81	28.226	23.233	51.459
82	28.182	23.229	51.411
83	28.178	23.207	51.385
84	28.221	23.241	51.462
85	28.346	23.270	51.616
86	28.383	23.289	51.672
87	28.335	23.295	51.630
88	28.236	23.220	51.456
89	28.592	23.379	51.971
90	28.177	23.260	51.437
91	28.354	23.263	51.617
92	28.259	23.204	51.463
93	28.108	23.244	51.352
94	28.199	23.224	51.423
95	28.318	23.231	51.549
96	28.384	56.663	01:25.047
97	29.749	23.336	53.085
98	28.259	23.338	51.597
99	28.307	56.335	01:24.642
100	29.809	23.314	53.123
101	28.373	23.311	51.684
102	28.439	23.344	51.783
103	28.450	23.316	51.766
104	28.308	23.343	51.651
105	28.344	23.334	51.678
106	28.536	23.352	51.888
107	28.308	23.310	51.618

Lap	S1	S2	Lap time
108	28.339	23.281	51.620
109	28.286	23.253	51.539
110	28.343	23.293	51.636
111	28.363	23.270	51.633
112	28.258	23.235	51.493
113	28.409	23.228	51.637
114	28.244	23.295	51.539
115	28.434	56.304	01:24.738
116	29.811	23.255	53.066
117	28.595	23.197	51.792
118	28.404	23.231	51.635
119	28.305	23.226	51.531
120	28.297	23.249	51.546
121	28.452	23.236	51.688
122	28.385	23.170	51.555
123	28.427	23.220	51.647
124	28.405	23.196	51.601
125	28.379	23.307	51.686
126	28.364	23.248	51.612
127	28.402	23.237	51.639
128	28.312	23.262	51.574
129	28.282	23.260	51.542
130	28.378	23.266	51.644
131	28.341	23.235	51.576
132	28.382	23.245	51.627
133	28.403	23.319	51.722
134	28.302	23.234	51.536
135	28.320	23.238	51.558
136	28.314	23.256	51.570
137	28.228	23.294	51.522
<b>IDEAL</b>	<b>27.997</b>	<b>23.158</b>	<b>51.155</b>

## TRACK RECORDS

TOP DNIA			TOP TYGODNIA			TOP MIESIĄCA			TOP KONFIGURACJI			TOP KOBIEŃ		
#	Driver	Lap	#	Driver	Lap	#	Driver	Lap	#	Driver	Lap	#	Driver	Lap
1	1 Boutens Ruben .	49.495	1	1 Boutens Ruben .	49.495	1	1 Boutens Ruben .	49.495	1	1 Boutens Ruben .	49.495	1	PALECZKA E.	52.523
2	137 puyato opnithi .	49.692	2	Romano Franssen .	49.511	2	Romano Franssen .	49.511	2	Romano Franssen .	49.511	2	MOTZ M.	54.835
3	19 Ryndzionek Michal .	49.739	3	Jakub Klęk .	49.527	3	Jakub Klęk .	49.527	3	Jakub Klęk .	49.527	3	VERSCHOOR T.	55.332
4	50 Laube Tobias .	49.742	4	Jakub Olechowski .	49.614	4	Jakub Olechowski .	49.614	4	Jakub Olechowski .	49.614	4	PRUCNAL K.	55.502
5	179 Balneger Selina .	49.746	5	Mateusz Bartsch .	49.619	5	Mateusz Bartsch .	49.619	5	Mateusz Bartsch .	49.619	5	PRUCNAL K.	55.704
6	143 Kolodziej Pawel .	49.778	6	137 puyato opnithi .	49.692	6	137 puyato opnithi .	49.692	6	137 puyato opnithi .	49.692	6	PILAT K.	55.739
7	191 van Dijk Thom .	49.784	7	19 Ryndzionek Michal .	49.739	7	19 Ryndzionek Michal .	49.739	7	19 Ryndzionek Michal .	49.739	7	---	00.000
8	17 Douven Christian .	49.809	8	50 Laube Tobias .	49.742	8	50 Laube Tobias .	49.742	8	50 Laube Tobias .	49.742	8	---	00.000
9	97 Stolk Lorenzo .	49.810	9	179 Balneger Selina .	49.746	9	179 Balneger Selina .	49.746	9	179 Balneger Selina .	49.746	9	---	00.000
10	198 Pel Artur .	49.810	10	Erik Berggren .	49.762	10	Erik Berggren .	49.762	10	Erik Berggren .	49.762	10	---	00.000

Position	Kart	Best Lap	Date
<b>2</b>	<b>3 Racing Center Team Poland</b>	<b>51.188</b>	22-07-2018



**YOUR RESULTS**

Lap	S1	S2	Lap time
1	32.983	23.473	56.456
2	28.699	23.371	52.070
3	29.528	23.444	52.972
4	28.531	23.512	52.043
5	28.355	23.405	51.760
6	28.473	23.475	51.948
7	28.266	23.336	51.602
8	28.534	23.308	51.842
9	28.369	23.317	51.686
10	28.287	23.360	51.647
11	28.468	23.333	51.801
12	28.456	23.234	51.690
13	28.273	23.315	51.588
14	28.305	23.259	51.564
15	28.274	23.375	51.649
16	28.312	23.153	51.465
17	28.148	23.311	51.459
18	28.126	23.422	51.548
19	28.356	23.271	51.627
20	28.288	23.240	51.528
21	28.233	23.191	51.424
22	28.167	23.354	51.521
23	28.139	23.300	51.439
24	28.305	23.314	51.619
25	28.277	23.368	51.645
26	28.191	23.166	51.357
27	28.433	23.261	51.694
28	28.321	23.312	51.633
29	28.204	23.167	51.371
30	28.142	23.234	51.376
31	28.293	23.223	51.516
32	28.229	23.251	51.480
33	28.126	23.143	51.269
34	28.256	23.363	51.619
35	28.208	23.275	51.483
36	28.319	23.251	51.570
37	28.373	23.429	51.802
38	28.280	23.301	51.581
39	28.303	23.347	51.650
40	28.533	23.267	51.800
41	28.317	23.271	51.588
42	28.303	59.667	01:27.970

**YOUR COMPETITORS**

Pos	Driver	Kart	Best S1	Best S2	Best Lap	Gap
1	21 Hussarya Poland 1 .	21	27.997	23.158	51.206	+00.000
2	3 Racing Center Team Poland .	3	27.999	23.077	51.188	+00.723
3	7 TEAM CLICKSPEED BRASIL .	7	28.073	23.102	51.227	+16.169
4	5 Hussarya Poland 2 .	5	28.174	23.132	51.334	+18.282
5	1 Hussarya Poland 3 .	1	28.156	23.111	51.325	+19.253
6	15 The Dutch Value .	15	28.008	23.122	51.177	+26.705
7	17 Team Soop Slovakia .	17	<b>27.947</b>	23.104	51.102	+31.483
8	25 The Vikings .	25	27.962	23.055	<b>51.085</b>	+31.659
9	13 Work in progress .	13	28.137	<b>22.974</b>	51.206	+44.668
10	9 Consulting Denmark I .	9	28.131	23.185	51.356	+44.824
11	23 Riders of the Caribbean .	23	28.287	23.318	51.617	+1 LAP
12	11 KARTING RIVAS SPAIN .	11	28.373	23.295	51.797	+2 LAP
13	19 Clickspeed 2 .	19	28.367	23.270	51.695	+2 LAP
<b>THEORETICAL BEST LAP</b>			<b>27.947</b>	<b>22.974</b>	<b>50.921</b>	

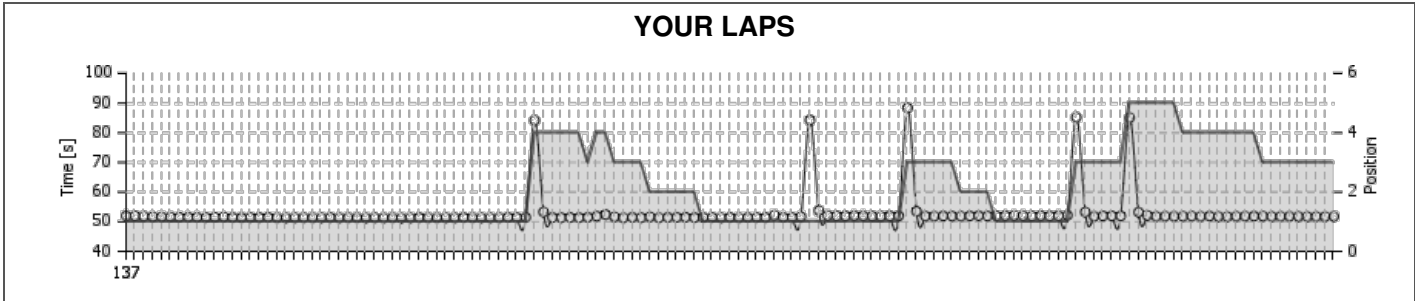
Lap	S1	S2	Lap time
43	30.767	56.209	01:26.976
44	30.149	23.355	53.504
45	28.398	23.257	51.655
46	28.358	23.173	51.531
47	28.244	23.264	51.508
48	28.174	23.213	51.387
49	28.264	23.271	51.535
50	28.188	23.140	51.328
51	28.204	23.188	51.392
52	28.142	23.235	51.377
53	28.154	23.128	51.282
54	28.224	23.164	51.388
55	28.241	23.207	51.448
56	28.087	23.192	51.279
57	28.157	23.195	51.352
58	28.004	23.184	<b>51.188</b>
59	28.102	23.344	51.446
60	28.039	23.229	51.268
61	28.186	23.434	51.620
62	28.184	23.183	51.367
63	28.263	23.605	51.868
64	28.121	23.163	51.284
65	28.022	23.204	51.226
66	28.156	23.234	51.390
67	28.156	23.258	51.414
68	28.221	<b>23.077</b>	51.298
69	28.186	23.180	51.366
70	28.171	23.435	51.606
71	28.072	23.265	51.337
72	28.116	23.143	51.259
73	28.238	23.420	51.658
74	28.077	23.202	51.279
75	28.088	23.176	51.264
76	28.019	23.309	51.328
77	28.150	23.248	51.398
78	28.145	23.192	51.337
79	28.244	23.210	51.454
80	28.227	23.234	51.461
81	28.058	23.219	51.277
82	28.104	23.257	51.361
83	28.052	23.263	51.315
84	28.159	23.214	51.373
85	28.128	56.189	01:24.317
86	29.978	23.250	53.228
87	28.289	23.202	51.491
88	28.204	23.290	51.494
89	28.384	56.370	01:24.754
90	29.776	23.170	52.946
91	28.263	23.114	51.377
92	29.276	23.195	52.471
93	28.220	23.160	51.380
94	28.249	23.335	51.584
95	28.303	23.294	51.597
96	28.465	23.165	51.630
97	28.288	23.135	51.423
98	28.171	23.452	51.623
99	28.317	23.136	51.453
100	28.250	23.110	51.360
101	28.164	23.236	51.400
102	28.126	23.277	51.403
103	28.300	23.161	51.461
104	28.216	23.101	51.317
105	28.407	23.151	51.558
106	28.274	23.253	51.527
107	28.620	23.233	51.853
108	28.166	23.143	51.309

Lap	S1	S2	Lap time
109	28.178	23.139	51.317
110	28.170	23.146	51.316
111	28.265	23.112	51.377
112	28.239	23.297	51.536
113	28.169	23.089	51.258
114	28.218	23.264	51.482
115	28.234	56.115	01:24.349
116	29.660	23.210	52.870
117	28.274	23.220	51.494
118	28.132	23.212	51.344
119	28.277	23.132	51.409
120	<b>27.999</b>	23.211	51.210
121	28.187	23.157	51.344
122	28.191	23.269	51.460
123	28.211	23.202	51.413
124	28.205	23.268	51.473
125	28.146	23.178	51.324
126	28.106	23.209	51.315
127	28.197	23.137	51.334
128	28.225	23.258	51.483
129	28.028	23.164	51.192
130	28.120	23.223	51.343
131	28.148	23.135	51.283
132	28.179	23.179	51.358
133	28.128	23.224	51.352
134	28.085	23.188	51.273
135	28.076	23.139	51.215
136	28.147	23.187	51.334
137	28.017	23.229	51.246
<b>IDEAL</b>	<b>27.999</b>	<b>23.077</b>	<b>51.076</b>

## TRACK RECORDS

TOP DNIA			TOP TYGODNIA			TOP MIESIĄCA			TOP KONFIGURACJI			TOP KOBIET		
#	Driver	Lap	#	Driver	Lap	#	Driver	Lap	#	Driver	Lap	#	Driver	Lap
1	1 Boutens Ruben .	49.495	1	1 Boutens Ruben .	49.495	1	1 Boutens Ruben .	49.495	1	1 Boutens Ruben .	49.495	1	PALECZKA E.	52.523
2	137 puyato opnithi .	49.692	2	Romano Franssen .	49.511	2	Romano Franssen .	49.511	2	Romano Franssen .	49.511	2	MOTZ M.	54.835
3	19 Ryndzionek Michal .	49.739	3	Jakub Kłęk .	49.527	3	Jakub Kłęk .	49.527	3	Jakub Kłęk .	49.527	3	VERSCHOOR T.	55.332
4	50 Laube Tobias .	49.742	4	Jakub Olechowski .	49.614	4	Jakub Olechowski .	49.614	4	Jakub Olechowski .	49.614	4	PRUCNAL K.	55.502
5	179 Balneger Selina .	49.746	5	Mateusz Bartsch .	49.619	5	Mateusz Bartsch .	49.619	5	Mateusz Bartsch .	49.619	5	PRUCNAL K.	55.704
6	143 Kolodziej Pawel .	49.778	6	137 puyato opnithi .	49.692	6	137 puyato opnithi .	49.692	6	137 puyato opnithi .	49.692	6	PILAT K.	55.739
7	191 van Dijk Thom .	49.784	7	19 Ryndzionek Michal .	49.739	7	19 Ryndzionek Michal .	49.739	7	19 Ryndzionek Michal .	49.739	7	---	00.000
8	17 Douven Christian .	49.809	8	50 Laube Tobias .	49.742	8	50 Laube Tobias .	49.742	8	50 Laube Tobias .	49.742	8	---	00.000
9	97 Stolk Lorenzo .	49.810	9	179 Balneger Selina .	49.746	9	179 Balneger Selina .	49.746	9	179 Balneger Selina .	49.746	9	---	00.000
10	198 Pel Artur .	49.810	10	Erik Berggren .	49.762	10	Erik Berggren .	49.762	10	Erik Berggren .	49.762	10	---	00.000

Position	Kart	Best Lap	Date
<b>3</b>	<b>7 TEAM CLICKSPEED BRASIL</b>	<b>Kart 7 51.227</b>	22-07-2018



**YOUR RESULTS**

Lap	S1	S2	Lap time
1	28.628	23.396	52.024
2	28.443	23.542	51.985
3	28.479	23.310	51.789
4	28.391	23.246	51.637
5	28.391	23.270	51.661
6	28.386	23.200	51.586
7	28.254	23.255	51.509
8	28.325	23.207	51.532
9	28.252	23.260	51.512
10	28.206	23.214	51.420
11	28.297	23.195	51.492
12	28.289	23.295	51.584
13	28.199	23.206	51.405
14	28.158	23.193	51.351
15	28.230	23.165	51.395
16	28.229	23.144	51.373
17	28.322	23.159	51.481
18	28.123	23.195	51.318
19	28.128	23.164	51.292
20	28.170	23.155	51.325
21	28.203	23.138	51.341
22	28.099	23.214	51.313
23	28.189	23.140	51.329
24	28.199	23.191	51.390
25	28.175	<b>23.102</b>	51.277
26	28.191	23.148	51.339
27	28.175	23.155	51.330
28	28.143	23.116	51.259
29	28.148	23.182	51.330
30	28.085	23.171	51.256
31	28.186	23.148	51.334
32	<b>28.073</b>	23.154	<b>51.227</b>
33	28.124	23.157	51.281
34	28.218	23.152	51.370
35	28.170	23.147	51.317
36	28.158	23.151	51.309
37	28.138	23.178	51.316
38	28.119	23.167	51.286
39	28.201	23.190	51.391
40	28.197	23.142	51.339
41	28.143	23.171	51.314

**YOUR COMPETITORS**

Pos	Driver	Kart	Best S1	Best S2	Best Lap	Gap
1	21 Hussarya Poland 1 .	21	27.997	23.158	51.206	+00.000
2	3 Racing Center Team Poland .	3	27.999	23.077	51.188	+00.723
3	7 TEAM CLICKSPEED BRASIL .	7	28.073	23.102	51.227	+16.169
4	5 Hussarya Poland 2 .	5	28.174	23.132	51.334	+18.282
5	1 Hussarya Poland 3 .	1	28.156	23.111	51.325	+19.253
6	15 The Dutch Value .	15	28.008	23.122	51.177	+26.705
7	17 Team Soop Slovakia .	17	<b>27.947</b>	23.104	51.102	+31.483
8	25 The Vikings .	25	27.962	23.055	<b>51.085</b>	+31.659
9	13 Work in progress .	13	28.137	<b>22.974</b>	51.206	+44.668
10	9 Consulting Denmark I .	9	28.131	23.185	51.356	+44.824
11	23 Riders of the Caribbean .	23	28.287	23.318	51.617	+1 LAP
12	11 KARTING RIVAS SPAIN .	11	28.373	23.295	51.797	+2 LAP
13	19 Clickspeed 2 .	19	28.367	23.270	51.695	+2 LAP
<b>THEORETICAL BEST LAP</b>			<b>27.947</b>	<b>22.974</b>	<b>50.921</b>	

Lap	S1	S2	Lap time
42	28.107	23.187	51.294
43	28.167	23.156	51.323
44	28.194	23.275	51.469
45	28.182	23.224	51.406
46	28.223	23.267	51.490
47	28.234	55.938	01:24.172
48	30.022	23.248	53.270
49	28.204	23.270	51.474
50	28.135	23.227	51.362
51	28.193	23.237	51.430
52	28.148	23.225	51.373
53	28.288	23.219	51.507
54	28.180	23.712	51.892
55	29.140	23.256	52.396
56	28.328	23.264	51.592
57	28.083	23.210	51.293
58	28.289	23.224	51.513
59	28.170	23.199	51.369
60	28.234	23.357	51.591
61	28.143	23.188	51.331
62	28.215	23.279	51.494
63	28.279	23.230	51.509
64	28.274	23.223	51.497
65	28.208	23.185	51.393
66	28.147	23.255	51.402
67	28.270	23.168	51.438
68	28.135	23.185	51.320
69	28.221	23.208	51.429
70	28.145	23.182	51.327
71	28.202	23.244	51.446
72	28.209	23.212	51.421
73	28.164	23.224	51.388
74	28.267	23.952	52.219
75	28.315	23.181	51.496
76	28.203	23.193	51.396
77	28.312	23.357	51.669
78	28.127	56.143	01:24.270
79	30.312	23.418	53.730
80	28.691	23.428	52.119
81	28.551	23.435	51.986
82	28.562	23.351	51.913
83	28.543	23.511	52.054
84	28.621	23.405	52.026
85	28.519	23.379	51.898
86	28.423	23.364	51.787
87	28.494	23.437	51.931
88	28.543	23.430	51.973
89	28.499	59.901	01:28.400
90	30.137	23.358	53.495
91	28.396	23.447	51.843
92	28.397	23.420	51.817
93	28.619	23.363	51.982
94	28.443	23.446	51.889
95	28.435	23.391	51.826
96	28.405	23.550	51.955
97	28.524	23.527	52.051
98	28.520	23.417	51.937
99	28.477	23.493	51.970
100	28.604	23.449	52.053
101	28.495	23.620	52.115
102	28.426	23.651	52.077
103	28.440	23.479	51.919
104	28.586	23.463	52.049
105	28.485	23.447	51.932
106	28.497	23.552	52.049
107	28.582	23.591	52.173

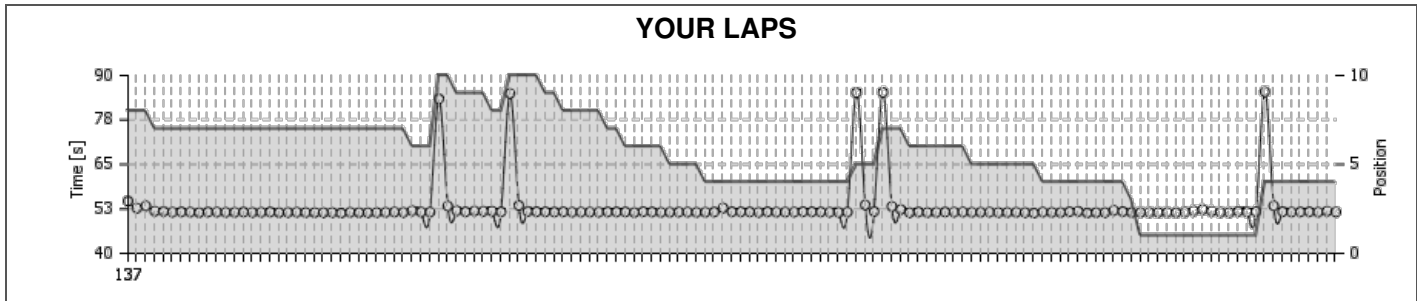


Lap	S1	S2	Lap time
108	28.513	56.661	01:25.174
109	29.778	23.462	53.240
110	28.343	23.420	51.763
111	28.558	23.419	51.977
112	28.485	23.471	51.956
113	28.453	23.474	51.927
114	28.399	56.696	01:25.095
115	29.890	23.305	53.195
116	28.665	23.436	52.101
117	28.422	23.323	51.745
118	28.488	23.330	51.818
119	28.462	23.351	51.813
120	28.483	23.342	51.825
121	28.544	23.308	51.852
122	28.369	23.396	51.765
123	28.454	23.452	51.906
124	28.347	23.382	51.729
125	28.357	23.325	51.682
126	28.449	23.351	51.800
127	28.365	23.474	51.839
128	28.505	23.398	51.903
129	28.558	23.305	51.863
130	28.389	23.346	51.735
131	28.388	23.373	51.761
132	28.433	23.362	51.795
133	28.403	23.357	51.760
134	28.342	23.360	51.702
135	28.370	23.346	51.716
136	28.321	23.374	51.695
137	28.404	23.377	51.781
<b>IDEAL</b>	<b>28.073</b>	<b>23.102</b>	<b>51.175</b>

## TRACK RECORDS

TOP DNIA			TOP TYGODNIA			TOP MIESIĄCA			TOP KONFIGURACJI			TOP KOBIET		
#	Driver	Lap	#	Driver	Lap	#	Driver	Lap	#	Driver	Lap	#	Driver	Lap
1	1 Boutens Ruben .	49.495	1	1 Boutens Ruben .	49.495	1	1 Boutens Ruben .	49.495	1	1 Boutens Ruben .	49.495	1	PALECZKA E.	52.523
2	137 puyato opnithi .	49.692	2	Romano Franssen .	49.511	2	Romano Franssen .	49.511	2	Romano Franssen .	49.511	2	MOTZ M.	54.835
3	19 Ryndzionek Michal .	49.739	3	Jakub Klęk .	49.527	3	Jakub Klęk .	49.527	3	Jakub Klęk .	49.527	3	VERSCHOOR T.	55.332
4	50 Laube Tobias .	49.742	4	Jakub Olechowski .	49.614	4	Jakub Olechowski .	49.614	4	Jakub Olechowski .	49.614	4	PRUCNAL K.	55.502
5	179 Balneger Selina .	49.746	5	Mateusz Bartsch .	49.619	5	Mateusz Bartsch .	49.619	5	Mateusz Bartsch .	49.619	5	PRUCNAL K.	55.704
6	143 Kolodziej Pawel .	49.778	6	137 puyato opnithi .	49.692	6	137 puyato opnithi .	49.692	6	137 puyato opnithi .	49.692	6	PILAT K.	55.739
7	191 van Dijk Thom .	49.784	7	19 Ryndzionek Michal .	49.739	7	19 Ryndzionek Michal .	49.739	7	19 Ryndzionek Michal .	49.739	7	---	00.000
8	17 Douven Christian .	49.809	8	50 Laube Tobias .	49.742	8	50 Laube Tobias .	49.742	8	50 Laube Tobias .	49.742	8	---	00.000
9	97 Stolk Lorenzo .	49.810	9	179 Balneger Selina .	49.746	9	179 Balneger Selina .	49.746	9	179 Balneger Selina .	49.746	9	---	00.000
10	198 Pel Artur .	49.810	10	Erik Berggren .	49.762	10	Erik Berggren .	49.762	10	Erik Berggren .	49.762	10	---	00.000

Position	Kart	Best Lap	Date
<b>4</b>	<b>5 Hussarya Poland 2</b>	<b>51.334</b>	22-07-2018



**YOUR RESULTS**

Lap	S1	S2	Lap time
1	31.272	23.442	54.714
2	29.413	23.274	52.687
3	29.984	23.342	53.326
4	28.530	23.313	51.843
5	28.513	23.289	51.802
6	28.363	23.225	51.588
7	28.362	23.301	51.663
8	28.342	23.249	51.591
9	28.243	23.194	51.437
10	28.414	23.233	51.647
11	28.406	23.208	51.614
12	28.349	23.171	51.520
13	28.326	23.187	51.513
14	28.416	23.218	51.634
15	28.356	23.154	51.510
16	28.352	23.180	51.532
17	28.455	23.187	51.642
18	28.279	23.171	51.450
19	28.309	23.203	51.512
20	28.332	23.226	51.558
21	28.245	23.219	51.464
22	28.284	23.162	51.446
23	28.257	23.196	51.453
24	28.283	23.178	51.461
25	28.202	<b>23.132</b>	<b>51.334</b>
26	28.361	23.165	51.526
27	28.272	23.171	51.443
28	28.280	23.149	51.429
29	28.301	23.163	51.464
30	28.286	23.229	51.515
31	28.439	23.188	51.627
32	28.305	23.218	51.523
33	28.721	23.243	51.964
34	28.371	23.236	51.607
35	28.325	23.261	51.586
36	28.324	55.146	01:23.470
37	29.886	23.400	53.286
38	28.537	23.425	51.962
39	28.425	23.267	51.692
40	28.556	23.357	51.913
41	28.492	23.337	51.829
42	28.540	23.285	51.825

**YOUR COMPETITORS**

Pos	Driver	Kart	Best S1	Best S2	Best Lap	Gap
1	21 Hussarya Poland 1 .	21	27.997	23.158	51.206	+00.000
2	3 Racing Center Team Poland .	3	27.999	23.077	51.188	+00.723
3	7 TEAM CLICKSPEED BRASIL .	7	28.073	23.102	51.227	+16.169
4	5 Hussarya Poland 2 .	5	28.174	23.132	51.334	+18.282
5	1 Hussarya Poland 3 .	1	28.156	23.111	51.325	+19.253
6	15 The Dutch Value .	15	28.008	23.122	51.177	+26.705
7	17 Team Soop Slovakia .	17	<b>27.947</b>	23.104	51.102	+31.483
8	25 The Vikings .	25	27.962	23.055	<b>51.085</b>	+31.659
9	13 Work in progress .	13	28.137	<b>22.974</b>	51.206	+44.668
10	9 Consulting Denmark I .	9	28.131	23.185	51.356	+44.824
11	23 Riders of the Caribbean .	23	28.287	23.318	51.617	+1 LAP
12	11 KARTING RIVAS SPAIN .	11	28.373	23.295	51.797	+2 LAP
13	19 Clickspeed 2 .	19	28.367	23.270	51.695	+2 LAP
<b>THEORETICAL BEST LAP</b>			<b>27.947</b>	<b>22.974</b>	<b>50.921</b>	

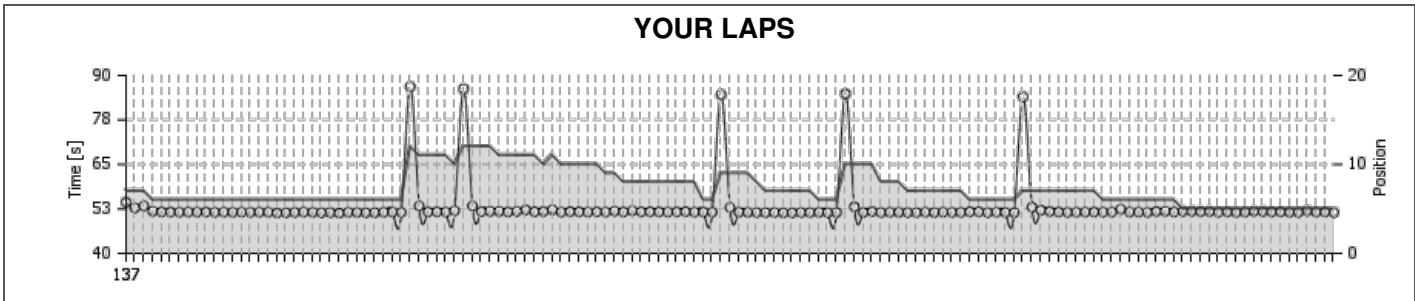
Lap	S1	S2	Lap time
43	28.361	23.307	51.668
44	28.475	56.446	01:24.921
45	30.120	23.365	53.485
46	28.474	23.319	51.793
47	28.459	23.258	51.717
48	28.482	23.213	51.695
49	28.422	23.217	51.639
50	28.433	23.280	51.713
51	28.381	23.196	51.577
52	28.402	23.199	51.601
53	28.375	23.237	51.612
54	28.410	23.186	51.596
55	28.455	23.211	51.666
56	28.383	23.276	51.659
57	28.407	23.264	51.671
58	28.244	23.228	51.472
59	28.520	23.221	51.741
60	28.434	23.211	51.645
61	28.321	23.199	51.520
62	28.355	23.205	51.560
63	28.413	23.218	51.631
64	28.352	23.250	51.602
65	28.287	23.232	51.519
66	28.347	23.200	51.547
67	28.329	23.337	51.666
68	29.554	23.194	52.748
69	28.450	23.252	51.702
70	28.463	23.234	51.697
71	28.478	23.215	51.693
72	28.367	23.158	51.525
73	28.475	23.215	51.690
74	28.318	23.264	51.582
75	28.341	23.267	51.608
76	28.403	23.225	51.628
77	28.470	23.258	51.728
78	28.470	23.230	51.700
79	28.403	23.255	51.658
80	28.377	23.213	51.590
81	28.267	23.250	51.517
82	28.350	23.238	51.588
83	28.703	56.489	01:25.192
84	30.341	23.272	53.613
85	28.533	23.246	51.779
86	28.628	56.615	01:25.243
87	29.867	23.284	53.151
88	28.504	23.815	52.319
89	28.266	23.182	51.448
90	28.421	23.220	51.641
91	28.299	23.164	51.463
92	28.354	23.156	51.510
93	28.481	23.167	51.648
94	28.402	23.190	51.592
95	28.389	23.230	51.619
96	28.382	23.149	51.531
97	28.399	23.148	51.547
98	28.406	23.209	51.615
99	28.290	23.178	51.468
100	28.303	23.189	51.492
101	28.239	23.297	51.536
102	28.266	23.209	51.475
103	28.199	23.136	51.335
104	28.408	23.192	51.600
105	28.244	23.260	51.504
106	28.246	23.232	51.478
107	28.497	23.233	51.730
108	28.592	23.220	51.812

Lap	S1	S2	Lap time
109	<b>28.174</b>	23.188	51.362
110	28.254	23.197	51.451
111	28.255	23.210	51.465
112	28.206	23.859	52.065
113	28.583	23.172	51.755
114	28.208	23.275	51.483
115	28.268	23.234	51.502
116	28.297	23.222	51.519
117	28.234	23.222	51.456
118	28.256	23.249	51.505
119	28.252	23.183	51.435
120	28.362	23.235	51.597
121	28.404	23.553	51.957
122	28.900	23.393	52.293
123	28.492	23.342	51.834
124	28.349	23.205	51.554
125	28.256	23.222	51.478
126	28.455	23.345	51.800
127	28.387	23.248	51.635
128	28.464	23.300	51.764
129	28.675	56.747	01:25.422
130	29.971	23.372	53.343
131	28.465	23.265	51.730
132	28.398	23.230	51.628
133	28.419	23.267	51.686
134	28.385	23.313	51.698
135	28.290	23.273	51.563
136	28.493	23.344	51.837
137	28.282	23.343	51.625
<b>IDEAL</b>	<b>28.174</b>	<b>23.132</b>	<b>51.306</b>

## TRACK RECORDS

TOP DNIA			TOP TYGODNIA			TOP MIESIĄCA			TOP KONFIGURACJI			TOP KOBIET		
#	Driver	Lap	#	Driver	Lap	#	Driver	Lap	#	Driver	Lap	#	Driver	Lap
1	1 Boutens Ruben .	49.495	1	1 Boutens Ruben .	49.495	1	1 Boutens Ruben .	49.495	1	1 Boutens Ruben .	49.495	1	PALECZKA E.	52.523
2	137 puyato opnithi .	49.692	2	Romano Franssen .	49.511	2	Romano Franssen .	49.511	2	Romano Franssen .	49.511	2	MOTZ M.	54.835
3	19 Ryndzionek Michal .	49.739	3	Jakub Kłęk .	49.527	3	Jakub Kłęk .	49.527	3	Jakub Kłęk .	49.527	3	VERSCHOOR T.	55.332
4	50 Laube Tobias .	49.742	4	Jakub Olechowski .	49.614	4	Jakub Olechowski .	49.614	4	Jakub Olechowski .	49.614	4	PRUCNAL K.	55.502
5	179 Balneger Selina .	49.746	5	Mateusz Bartsch .	49.619	5	Mateusz Bartsch .	49.619	5	Mateusz Bartsch .	49.619	5	PRUCNAL K.	55.704
6	143 Kolodziej Pawel .	49.778	6	137 puyato opnithi .	49.692	6	137 puyato opnithi .	49.692	6	137 puyato opnithi .	49.692	6	PILAT K.	55.739
7	191 van Dijk Thom .	49.784	7	19 Ryndzionek Michal .	49.739	7	19 Ryndzionek Michal .	49.739	7	19 Ryndzionek Michal .	49.739	7	---	00.000
8	17 Douven Christian .	49.809	8	50 Laube Tobias .	49.742	8	50 Laube Tobias .	49.742	8	50 Laube Tobias .	49.742	8	---	00.000
9	97 Stolk Lorenzo .	49.810	9	179 Balneger Selina .	49.746	9	179 Balneger Selina .	49.746	9	179 Balneger Selina .	49.746	9	---	00.000
10	198 Pel Artur .	49.810	10	Erik Berggren .	49.762	10	Erik Berggren .	49.762	10	Erik Berggren .	49.762	10	---	00.000

Position	Kart	Best Lap	Date
<b>5</b>	<b>1 Hussarya Poland 3</b>	<b>Kart 1</b>	<b>51.325</b>
			<b>22-07-2018</b>



**YOUR RESULTS**

Lap	S1	S2	Lap time
1	30.974	23.423	54.397
2	29.443	23.303	52.746
3	29.934	23.383	53.317
4	28.538	23.297	51.835
5	28.364	23.325	51.689
6	28.433	23.204	51.637
7	28.352	23.214	51.566
8	28.355	23.261	51.616
9	28.394	23.199	51.593
10	28.410	23.236	51.646
11	28.323	23.209	51.532
12	28.397	23.194	51.591
13	28.327	23.206	51.533
14	28.355	23.242	51.597
15	28.368	23.177	51.545
16	28.358	23.215	51.573
17	28.367	23.204	51.571
18	28.222	23.138	51.360
19	28.242	23.178	51.420
20	28.380	<b>23.111</b>	51.491
21	28.352	23.264	51.616
22	28.368	23.159	51.527
23	28.300	23.130	51.430
24	28.266	23.201	51.467
25	28.189	23.136	<b>51.325</b>
26	28.359	23.183	51.542
27	28.312	23.177	51.489
28	28.243	23.173	51.416
29	28.279	23.154	51.433
30	28.303	23.235	51.538
31	28.482	23.143	51.625
32	28.327	23.189	51.516
33	28.733	58.105	01:26.838
34	29.988	23.345	53.333
35	28.359	23.301	51.660
36	28.456	23.273	51.729
37	28.340	23.249	51.589
38	28.662	23.313	51.975
39	28.525	57.676	01:26.201
40	29.938	23.409	53.347
41	28.402	23.372	51.774
42	28.428	23.391	51.819

**YOUR COMPETITORS**

Pos	Driver	Kart	Best S1	Best S2	Best Lap	Gap
1	21 Hussarya Poland 1 .	21	27.997	23.158	51.206	+00.000
2	3 Racing Center Team Poland .	3	27.999	23.077	51.188	+00.723
3	7 TEAM CLICKSPEED BRASIL .	7	28.073	23.102	51.227	+16.169
4	5 Hussarya Poland 2 .	5	28.174	23.132	51.334	+18.282
5	1 Hussarya Poland 3 .	1	28.156	23.111	51.325	+19.253
6	15 The Dutch Value .	15	28.008	23.122	51.177	+26.705
7	17 Team Soop Slovakia .	17	<b>27.947</b>	23.104	51.102	+31.483
8	25 The Vikings .	25	27.962	23.055	<b>51.085</b>	+31.659
9	13 Work in progress .	13	28.137	<b>22.974</b>	51.206	+44.668
10	9 Consulting Denmark I .	9	28.131	23.185	51.356	+44.824
11	23 Riders of the Caribbean .	23	28.287	23.318	51.617	+1 LAP
12	11 KARTING RIVAS SPAIN .	11	28.373	23.295	51.797	+2 LAP
13	19 Clickspeed 2 .	19	28.367	23.270	51.695	+2 LAP
<b>THEORETICAL BEST LAP</b>			<b>27.947</b>	<b>22.974</b>	<b>50.921</b>	

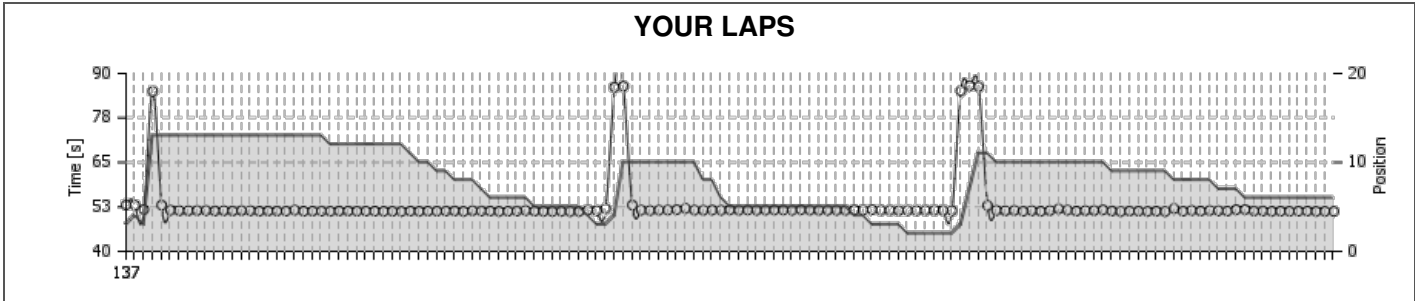
Lap	S1	S2	Lap time
43	28.464	23.349	51.813
44	28.310	23.340	51.650
45	28.438	23.392	51.830
46	28.873	23.371	52.244
47	28.280	23.438	51.718
48	28.385	23.415	51.800
49	28.217	24.037	52.254
50	28.356	23.251	51.607
51	28.324	23.423	51.747
52	28.322	23.370	51.692
53	28.287	23.319	51.606
54	28.248	23.460	51.708
55	28.311	23.289	51.600
56	28.382	23.478	51.860
57	28.278	23.375	51.653
58	28.488	23.506	51.994
59	28.258	23.441	51.699
60	28.290	23.421	51.711
61	28.248	23.420	51.668
62	28.250	23.371	51.621
63	28.238	23.446	51.684
64	28.305	23.436	51.741
65	28.236	23.337	51.573
66	28.269	23.374	51.643
67	28.219	23.343	51.562
68	28.218	56.392	01:24.610
69	29.708	23.177	52.885
70	28.370	23.197	51.567
71	28.370	23.162	51.532
72	28.271	23.200	51.471
73	28.180	23.267	51.447
74	28.243	23.232	51.475
75	28.210	23.182	51.392
76	28.246	23.147	51.393
77	28.217	23.264	51.481
78	28.267	23.203	51.470
79	28.386	23.139	51.525
80	28.249	23.212	51.461
81	28.247	23.211	51.458
82	28.200	56.643	01:24.843
83	29.915	23.182	53.097
84	28.301	23.182	51.483
85	28.458	23.334	51.792
86	28.310	23.170	51.480
87	28.355	23.200	51.555
88	28.332	23.205	51.537
89	28.242	23.242	51.484
90	28.283	23.180	51.463
91	28.319	23.247	51.566
92	28.246	23.210	51.456
93	28.449	23.144	51.593
94	28.319	23.213	51.532
95	28.250	23.265	51.515
96	28.488	23.242	51.730
97	28.503	23.233	51.736
98	28.265	23.206	51.471
99	28.381	23.179	51.560
100	28.331	23.150	51.481
101	28.228	23.190	51.418
102	28.265	55.731	01:23.996
103	29.670	23.305	52.975
104	28.589	23.546	52.135
105	28.372	23.406	51.778
106	28.332	23.320	51.652
107	28.206	23.316	51.522
108	28.240	23.313	51.553

Lap	S1	S2	Lap time
109	28.257	23.329	51.586
110	28.294	23.346	51.640
111	28.217	23.400	51.617
112	28.252	23.361	51.613
113	28.222	24.178	52.400
114	28.314	23.310	51.624
115	28.235	23.389	51.624
116	<b>28.156</b>	23.368	51.524
117	28.379	23.413	51.792
118	28.467	23.357	51.824
119	28.302	23.329	51.631
120	28.357	23.466	51.823
121	28.387	23.449	51.836
122	28.340	23.413	51.753
123	28.423	23.358	51.781
124	28.183	23.405	51.588
125	28.221	23.460	51.681
126	28.207	23.291	51.498
127	28.258	23.338	51.596
128	28.339	23.515	51.854
129	28.405	23.376	51.781
130	28.314	23.360	51.674
131	28.332	23.371	51.703
132	28.166	23.385	51.551
133	28.178	23.346	51.524
134	28.494	23.467	51.961
135	28.241	23.362	51.603
136	28.306	23.343	51.649
137	28.201	23.302	51.503
<b>IDEAL</b>	<b>28.156</b>	<b>23.111</b>	<b>51.267</b>

## TRACK RECORDS

TOP DNIA			TOP TYGODNIA			TOP MIESIĄCA			TOP KONFIGURACJI			TOP KOBIEŃ		
#	Driver	Lap	#	Driver	Lap	#	Driver	Lap	#	Driver	Lap	#	Driver	Lap
1	1 Boutens Ruben .	49.495	1	1 Boutens Ruben .	49.495	1	1 Boutens Ruben .	49.495	1	1 PALECZKA E.	52.523	1	PALECZKA E.	52.523
2	137 puyato opnithi .	49.692	2	Romano Franssen .	49.511	2	Romano Franssen .	49.511	2	Romano Franssen .	49.511	2	MOTZ M.	54.835
3	19 Ryndzionek Michal .	49.739	3	Jakub Kłęk .	49.527	3	Jakub Kłęk .	49.527	3	Jakub Kłęk .	49.527	3	VERSCHOOR T.	55.332
4	50 Laube Tobias .	49.742	4	Jakub Olechowski .	49.614	4	Jakub Olechowski .	49.614	4	Jakub Olechowski .	49.614	4	PRUCNAL K.	55.502
5	179 Balneger Selina .	49.746	5	Mateusz Bartsch .	49.619	5	Mateusz Bartsch .	49.619	5	Mateusz Bartsch .	49.619	5	PRUCNAL K.	55.704
6	143 Kolodziej Pawel .	49.778	6	137 puyato opnithi .	49.692	6	137 puyato opnithi .	49.692	6	137 puyato opnithi .	49.692	6	PILAT K.	55.739
7	191 van Dijk Thom .	49.784	7	19 Ryndzionek Michal .	49.739	7	19 Ryndzionek Michal .	49.739	7	19 Ryndzionek Michal .	49.739	7	---	00.000
8	17 Douven Christian .	49.809	8	50 Laube Tobias .	49.742	8	50 Laube Tobias .	49.742	8	50 Laube Tobias .	49.742	8	---	00.000
9	97 Stolk Lorenzo .	49.810	9	179 Balneger Selina .	49.746	9	179 Balneger Selina .	49.746	9	179 Balneger Selina .	49.746	9	---	00.000
10	198 Pel Artur .	49.810	10	Erik Berggren .	49.762	10	Erik Berggren .	49.762	10	Erik Berggren .	49.762	10	---	00.000

Position	Kart	Best Lap	Date
<b>6</b>	<b>15 The Dutch Value</b>	<b>51.177</b>	22-07-2018



**YOUR RESULTS**

Lap	S1	S2	Lap time
1	29.148	23.912	53.060
2	29.628	23.344	52.972
3	28.483	23.269	51.752
4	28.391	56.569	01:24.960
5	29.729	23.298	53.027
6	28.303	23.254	51.557
7	28.181	23.235	51.416
8	28.143	23.262	51.405
9	28.181	23.279	51.460
10	28.238	23.248	51.486
11	28.155	23.215	51.370
12	28.150	23.268	51.418
13	28.131	23.220	51.351
14	28.248	23.205	51.453
15	28.181	23.244	51.425
16	28.057	23.226	51.283
17	28.138	23.211	51.349
18	28.122	23.218	51.340
19	28.139	23.190	51.329
20	28.322	23.260	51.582
21	28.101	23.183	51.284
22	28.099	23.211	51.310
23	28.120	23.222	51.342
24	28.095	23.181	51.276
25	28.136	23.210	51.346
26	28.113	23.228	51.341
27	28.062	23.243	51.305
28	28.087	23.235	51.322
29	28.110	23.193	51.303
30	28.094	23.157	51.251
31	28.068	23.224	51.292
32	28.035	23.194	51.229
33	28.115	23.206	51.321
34	28.039	23.213	51.252
35	28.106	23.211	51.317
36	28.127	23.186	51.313
37	28.174	23.168	51.342
38	28.163	23.197	51.360
39	28.025	23.204	51.229
40	28.172	23.246	51.418
41	28.165	23.198	51.363
42	28.102	23.228	51.330

**YOUR COMPETITORS**

Pos	Driver	Kart	Best S1	Best S2	Best Lap	Gap
1	21 Hussarya Poland 1 .	21	27.997	23.158	51.206	+00.000
2	3 Racing Center Team Poland .	3	27.999	23.077	51.188	+00.723
3	7 TEAM CLICKSPEED BRASIL .	7	28.073	23.102	51.227	+16.169
4	5 Hussarya Poland 2 .	5	28.174	23.132	51.334	+18.282
5	1 Hussarya Poland 3 .	1	28.156	23.111	51.325	+19.253
6	15 The Dutch Value .	15	28.008	23.122	51.177	+26.705
7	17 Team Soop Slovakia .	17	<b>27.947</b>	23.104	51.102	+31.483
8	25 The Vikings .	25	27.962	23.055	<b>51.085</b>	+31.659
9	13 Work in progress .	13	28.137	<b>22.974</b>	51.206	+44.668
10	9 Consulting Denmark I .	9	28.131	23.185	51.356	+44.824
11	23 Riders of the Caribbean .	23	28.287	23.318	51.617	+1 LAP
12	11 KARTING RIVAS SPAIN .	11	28.373	23.295	51.797	+2 LAP
13	19 Clickspeed 2 .	19	28.367	23.270	51.695	+2 LAP
<b>THEORETICAL BEST LAP</b>			<b>27.947</b>	<b>22.974</b>	<b>50.921</b>	



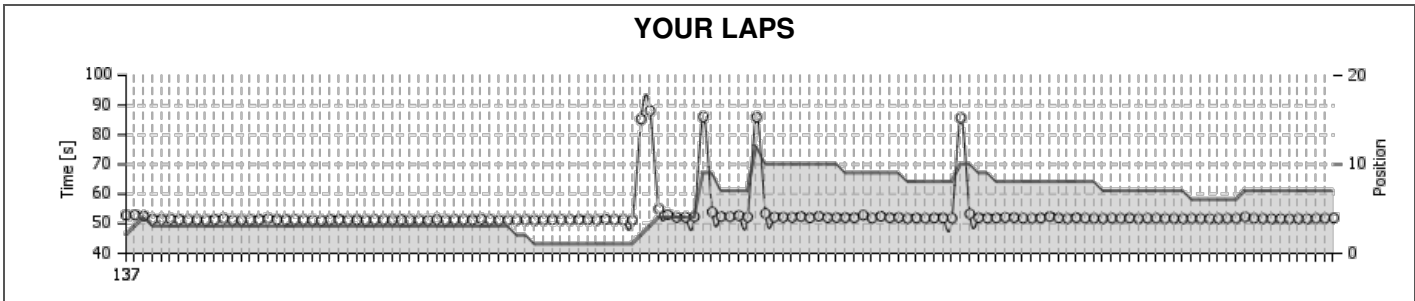
Lap	S1	S2	Lap time
43	28.016	23.201	51.217
44	28.080	23.218	51.298
45	28.180	23.164	51.344
46	28.199	23.278	51.477
47	28.079	23.226	51.305
48	28.095	23.151	51.246
49	28.040	23.196	51.236
50	28.072	23.184	51.256
51	28.017	23.169	51.186
52	28.065	23.149	51.214
53	28.268	23.319	51.587
54	28.095	23.339	51.434
55	28.678	23.334	52.012
56	29.063	57.073	01:26.136
57	29.602	56.816	01:26.418
58	29.802	23.238	53.040
59	28.273	23.323	51.596
60	28.227	23.241	51.468
61	28.331	23.246	51.577
62	28.336	23.287	51.623
63	28.387	23.360	51.747
64	28.360	23.704	52.064
65	28.306	23.271	51.577
66	28.186	23.358	51.544
67	28.347	23.288	51.635
68	28.287	23.266	51.553
69	28.353	23.338	51.691
70	28.216	23.333	51.549
71	28.359	23.296	51.655
72	28.295	23.264	51.559
73	28.305	23.298	51.603
74	28.414	23.233	51.647
75	28.341	23.306	51.647
76	28.345	23.231	51.576
77	28.346	23.381	51.727
78	28.274	23.334	51.608
79	28.275	23.271	51.546
80	28.285	23.289	51.574
81	28.289	23.262	51.551
82	28.247	23.287	51.534
83	28.354	23.290	51.644
84	28.332	23.279	51.611
85	28.298	23.451	51.749
86	28.304	23.247	51.551
87	28.233	23.292	51.525
88	28.266	23.183	51.449
89	28.255	23.255	51.510
90	28.245	23.226	51.471
91	28.277	23.238	51.515
92	28.301	23.234	51.535
93	28.265	23.260	51.525
94	28.214	23.214	51.428
95	28.224	56.870	01:25.094
96	29.744	56.832	01:26.576
97	30.060	56.250	01:26.310
98	29.714	23.192	52.906
99	28.357	23.136	51.493
100	28.231	23.153	51.384
101	28.209	23.279	51.488
102	28.117	23.174	51.291
103	28.218	23.199	51.417
104	28.043	23.230	51.273
105	28.244	23.193	51.437
106	28.437	23.512	51.949
107	28.290	23.319	51.609
108	28.168	23.146	51.314

Lap	S1	S2	Lap time
109	28.186	23.254	51.440
110	28.223	23.236	51.459
111	28.190	23.508	51.698
112	28.194	23.158	51.352
113	28.019	23.169	51.188
114	28.132	23.207	51.339
115	28.125	23.194	51.319
116	28.052	23.186	51.238
117	28.126	23.159	51.285
118	28.055	<b>23.122</b>	<b>51.177</b>
119	28.728	23.303	52.031
120	28.101	23.196	51.297
121	28.205	23.283	51.488
122	28.154	23.171	51.325
123	28.201	23.264	51.465
124	28.206	23.218	51.424
125	28.119	23.204	51.323
126	28.346	23.383	51.729
127	28.543	23.211	51.754
128	28.129	23.223	51.352
129	28.146	23.215	51.361
130	28.042	23.206	51.248
131	28.047	23.247	51.294
132	28.066	23.223	51.289
133	28.056	23.247	51.303
134	28.108	23.210	51.318
135	<b>28.008</b>	23.216	51.224
136	28.026	23.219	51.245
137	28.081	23.180	51.261
<b>IDEAL</b>	<b>28.008</b>	<b>23.122</b>	<b>51.130</b>

## TRACK RECORDS

TOP DNIA			TOP TYGODNIA			TOP MIESIĄCA			TOP KONFIGURACJI			TOP KOBIET		
#	Driver	Lap	#	Driver	Lap	#	Driver	Lap	#	Driver	Lap	#	Driver	Lap
1	1 Boutens Ruben .	49.495	1	1 Boutens Ruben .	49.495	1	1 Boutens Ruben .	49.495	1	1 Boutens Ruben .	49.495	1	PALECZKA E.	52.523
2	137 puyato opnithi .	49.692	2	Romano Franssen .	49.511	2	Romano Franssen .	49.511	2	Romano Franssen .	49.511	2	MOTZ M.	54.835
3	19 Ryndzionek Michal .	49.739	3	Jakub Klęk .	49.527	3	Jakub Klęk .	49.527	3	Jakub Klęk .	49.527	3	VERSCHOOR T.	55.332
4	50 Laube Tobias .	49.742	4	Jakub Olechowski .	49.614	4	Jakub Olechowski .	49.614	4	Jakub Olechowski .	49.614	4	PRUCNAL K.	55.502
5	179 Balneger Selina .	49.746	5	Mateusz Bartsch .	49.619	5	Mateusz Bartsch .	49.619	5	Mateusz Bartsch .	49.619	5	PRUCNAL K.	55.704
6	143 Kolodziej Pawel .	49.778	6	137 puyato opnithi .	49.692	6	137 puyato opnithi .	49.692	6	137 puyato opnithi .	49.692	6	PILAT K.	55.739
7	191 van Dijk Thom .	49.784	7	19 Ryndzionek Michal .	49.739	7	19 Ryndzionek Michal .	49.739	7	19 Ryndzionek Michal .	49.739	7	---	00.000
8	17 Douven Christian .	49.809	8	50 Laube Tobias .	49.742	8	50 Laube Tobias .	49.742	8	50 Laube Tobias .	49.742	8	---	00.000
9	97 Stolk Lorenzo .	49.810	9	179 Balneger Selina .	49.746	9	179 Balneger Selina .	49.746	9	179 Balneger Selina .	49.746	9	---	00.000
10	198 Pel Artur .	49.810	10	Erik Berggren .	49.762	10	Erik Berggren .	49.762	10	Erik Berggren .	49.762	10	---	00.000

Position	Kart	Best Lap	Date
<b>7</b>	<b>17 Team Soop Slovakia</b>	<b>Kart 17 51.102</b>	<b>22-07-2018</b>



**YOUR RESULTS**

Lap	S1	S2	Lap time
1	28.854	24.012	52.866
2	29.580	23.354	52.934
3	29.425	23.179	52.604
4	28.306	23.240	51.546
5	28.273	23.261	51.534
6	28.348	23.260	51.608
7	28.160	23.227	51.387
8	28.074	23.214	51.288
9	28.096	23.249	51.345
10	28.058	23.160	51.218
11	28.147	23.256	51.403
12	28.466	23.223	51.689
13	28.011	23.171	51.182
14	28.093	23.173	51.266
15	28.100	23.226	51.326
16	28.185	23.203	51.388
17	28.308	23.397	51.705
18	28.100	23.305	51.405
19	28.098	23.265	51.363
20	28.128	23.209	51.337
21	28.094	23.156	51.250
22	28.002	23.159	51.161
23	<b>27.947</b>	23.155	<b>51.102</b>
24	28.268	<b>23.104</b>	51.372
25	28.222	23.173	51.395
26	28.085	23.149	51.234
27	28.153	23.207	51.360
28	28.046	23.149	51.195
29	28.107	23.204	51.311
30	28.101	23.173	51.274
31	28.114	23.175	51.289
32	28.176	23.188	51.364
33	28.049	23.186	51.235
34	28.070	23.172	51.242
35	27.985	23.167	51.152
36	28.257	23.239	51.496
37	28.087	23.129	51.216
38	28.148	23.169	51.317
39	28.130	23.201	51.331
40	28.104	23.258	51.362
41	28.336	23.252	51.588

**YOUR COMPETITORS**

Pos	Driver	Kart	Best S1	Best S2	Best Lap	Gap
1	21 Hussarya Poland 1 .	21	27.997	23.158	51.206	+00.000
2	3 Racing Center Team Poland .	3	27.999	23.077	51.188	+00.723
3	7 TEAM CLICKSPEED BRASIL .	7	28.073	23.102	51.227	+16.169
4	5 Hussarya Poland 2 .	5	28.174	23.132	51.334	+18.282
5	1 Hussarya Poland 3 .	1	28.156	23.111	51.325	+19.253
6	15 The Dutch Value .	15	28.008	23.122	51.177	+26.705
7	17 Team Soop Slovakia .	17	<b>27.947</b>	23.104	51.102	+31.483
8	25 The Vikings .	25	27.962	23.055	<b>51.085</b>	+31.659
9	13 Work in progress .	13	28.137	<b>22.974</b>	51.206	+44.668
10	9 Consulting Denmark I .	9	28.131	23.185	51.356	+44.824
11	23 Riders of the Caribbean .	23	28.287	23.318	51.617	+1 LAP
12	11 KARTING RIVAS SPAIN .	11	28.373	23.295	51.797	+2 LAP
13	19 Clickspeed 2 .	19	28.367	23.270	51.695	+2 LAP
<b>THEORETICAL BEST LAP</b>			<b>27.947</b>	<b>22.974</b>	<b>50.921</b>	

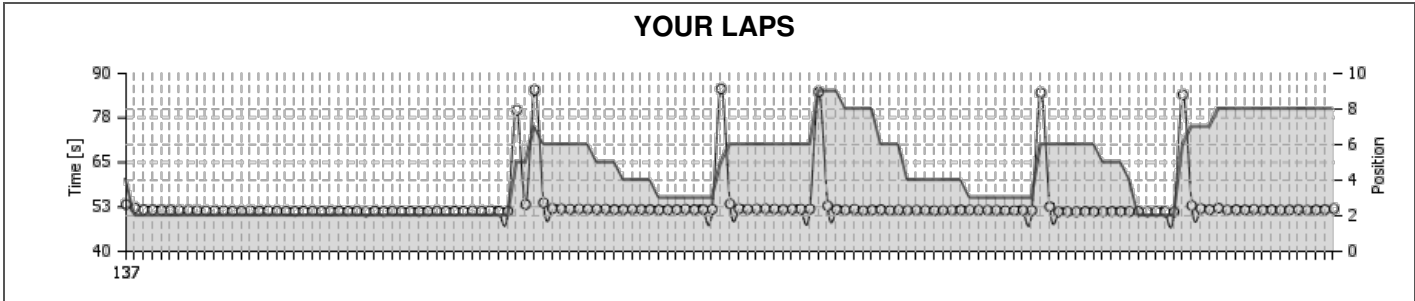
Lap	S1	S2	Lap time
42	28.170	23.171	51.341
43	28.041	23.114	51.155
44	28.022	23.192	51.214
45	28.138	23.146	51.284
46	28.081	23.210	51.291
47	28.024	23.139	51.163
48	28.050	23.191	51.241
49	28.186	23.204	51.390
50	28.095	23.225	51.320
51	28.119	23.177	51.296
52	28.108	23.264	51.372
53	28.139	23.206	51.345
54	28.095	23.155	51.250
55	28.124	23.379	51.503
56	28.100	23.230	51.330
57	28.084	23.218	51.302
58	28.005	23.201	51.206
59	28.111	57.164	01:25.275
60	30.957	57.146	01:28.103
61	31.449	23.506	54.955
62	29.513	23.566	53.079
63	28.592	23.541	52.133
64	28.676	23.480	52.156
65	28.781	23.556	52.337
66	28.581	57.451	01:26.032
67	30.225	23.726	53.951
68	28.874	23.534	52.408
69	28.870	23.486	52.356
70	29.115	23.601	52.716
71	28.836	23.404	52.240
72	28.866	57.106	01:25.972
73	29.873	23.546	53.419
74	28.591	23.613	52.204
75	28.582	23.614	52.196
76	28.585	23.557	52.142
77	28.647	23.758	52.405
78	28.471	23.519	51.990
79	28.712	23.812	52.524
80	28.542	23.506	52.048
81	28.493	23.576	52.069
82	28.500	23.573	52.073
83	28.491	23.522	52.013
84	28.455	24.456	52.911
85	28.414	23.454	51.868
86	29.009	23.492	52.501
87	28.500	23.516	52.016
88	28.626	23.496	52.122
89	28.345	23.428	51.773
90	28.418	23.493	51.911
91	28.362	23.442	51.804
92	28.425	23.505	51.930
93	28.427	23.518	51.945
94	28.339	23.482	51.821
95	28.389	57.278	01:25.667
96	29.786	23.514	53.300
97	28.556	23.489	52.045
98	28.454	23.435	51.889
99	28.432	23.479	51.911
100	28.563	23.526	52.089
101	28.544	23.543	52.087
102	28.364	23.499	51.863
103	28.335	23.454	51.789
104	28.425	23.494	51.919
105	28.431	23.966	52.397
106	28.540	23.417	51.957
107	28.323	23.397	51.720

Lap	S1	S2	Lap time
108	28.536	23.494	52.030
109	28.315	23.537	51.852
110	28.329	23.464	51.793
111	28.297	23.444	51.741
112	28.407	23.445	51.852
113	28.342	23.430	51.772
114	28.398	23.499	51.897
115	28.289	23.417	51.706
116	28.366	23.477	51.843
117	28.411	23.415	51.826
118	28.350	23.362	51.712
119	28.288	23.477	51.765
120	28.254	23.428	51.682
121	28.313	23.444	51.757
122	28.326	23.395	51.721
123	28.286	23.381	51.667
124	28.327	23.402	51.729
125	28.325	23.445	51.770
126	28.287	23.493	51.780
127	28.402	23.888	52.290
128	28.344	23.467	51.811
129	28.232	23.496	51.728
130	28.228	23.403	51.631
131	28.251	23.403	51.654
132	28.204	23.414	51.618
133	28.283	23.428	51.711
134	28.195	23.413	51.608
135	28.288	23.485	51.773
136	28.268	23.528	51.796
137	28.416	23.551	51.967
<b>IDEAL</b>	<b>27.947</b>	<b>23.104</b>	<b>51.051</b>

## TRACK RECORDS

TOP DNIA			TOP TYGODNIA			TOP MIESIĄCA			TOP KONFIGURACJI			TOP KOBIET		
#	Driver	Lap	#	Driver	Lap	#	Driver	Lap	#	Driver	Lap	#	Driver	Lap
1	1 Boutens Ruben .	49.495	1	1 Boutens Ruben .	49.495	1	1 Boutens Ruben .	49.495	1	1 Boutens Ruben .	49.495	1	PALECZKA E.	52.523
2	137 puyato opnithi .	49.692	2	Romano Franssen .	49.511	2	Romano Franssen .	49.511	2	Romano Franssen .	49.511	2	MOTZ M.	54.835
3	19 Ryndzionek Michal .	49.739	3	Jakub Klęk .	49.527	3	Jakub Klęk .	49.527	3	Jakub Klęk .	49.527	3	VERSCHOOR T.	55.332
4	50 Laube Tobias .	49.742	4	Jakub Olechowski .	49.614	4	Jakub Olechowski .	49.614	4	Jakub Olechowski .	49.614	4	PRUCNAL K.	55.502
5	179 Balneger Selina .	49.746	5	Mateusz Bartsch .	49.619	5	Mateusz Bartsch .	49.619	5	Mateusz Bartsch .	49.619	5	PRUCNAL K.	55.704
6	143 Kolodziej Pawel .	49.778	6	137 puyato opnithi .	49.692	6	137 puyato opnithi .	49.692	6	137 puyato opnithi .	49.692	6	PILAT K.	55.739
7	191 van Dijk Thom .	49.784	7	19 Ryndzionek Michal .	49.739	7	19 Ryndzionek Michal .	49.739	7	19 Ryndzionek Michal .	49.739	7	---	00.000
8	17 Douven Christian .	49.809	8	50 Laube Tobias .	49.742	8	50 Laube Tobias .	49.742	8	50 Laube Tobias .	49.742	8	---	00.000
9	97 Stolk Lorenzo .	49.810	9	179 Balneger Selina .	49.746	9	179 Balneger Selina .	49.746	9	179 Balneger Selina .	49.746	9	---	00.000
10	198 Pel Artur .	49.810	10	Erik Berggren .	49.762	10	Erik Berggren .	49.762	10	Erik Berggren .	49.762	10	---	00.000

Position	Kart	Best Lap	Date
<b>8</b>	<b>25 The Vikings</b>	<b>51.085</b>	22-07-2018



**YOUR RESULTS**

Lap	S1	S2	Lap time
1	29.452	23.749	53.201
2	28.917	23.300	52.217
3	28.369	23.353	51.722
4	28.376	23.317	51.693
5	28.274	23.371	51.645
6	28.340	23.313	51.653
7	28.261	23.258	51.519
8	28.191	23.340	51.531
9	28.202	23.283	51.485
10	28.149	23.238	51.387
11	28.174	23.235	51.409
12	28.131	23.263	51.394
13	28.096	23.246	51.342
14	28.123	23.228	51.351
15	28.167	23.282	51.449
16	28.159	23.201	51.360
17	28.214	23.188	51.402
18	28.174	23.172	51.346
19	28.130	23.200	51.330
20	28.075	23.179	51.254
21	28.149	23.180	51.329
22	28.105	23.247	51.352
23	28.034	23.252	51.286
24	28.158	23.190	51.348
25	28.207	23.153	51.360
26	28.136	23.147	51.283
27	28.174	23.168	51.342
28	28.021	23.122	51.143
29	28.175	23.180	51.355
30	28.074	23.142	51.216
31	28.225	23.130	51.355
32	28.113	23.166	51.279
33	28.123	23.159	51.282
34	28.016	23.199	51.215
35	28.072	23.210	51.282
36	28.167	23.197	51.364
37	28.144	23.163	51.307
38	28.118	23.205	51.323
39	28.107	23.189	51.296
40	28.156	23.251	51.407
41	28.178	23.163	51.341
42	28.214	23.180	51.394

**YOUR COMPETITORS**

Pos	Driver	Kart	Best S1	Best S2	Best Lap	Gap
1	21 Hussarya Poland 1 .	21	27.997	23.158	51.206	+00.000
2	3 Racing Center Team Poland .	3	27.999	23.077	51.188	+00.723
3	7 TEAM CLICKSPEED BRASIL .	7	28.073	23.102	51.227	+16.169
4	5 Hussarya Poland 2 .	5	28.174	23.132	51.334	+18.282
5	1 Hussarya Poland 3 .	1	28.156	23.111	51.325	+19.253
6	15 The Dutch Value .	15	28.008	23.122	51.177	+26.705
7	17 Team Soop Slovakia .	17	<b>27.947</b>	23.104	51.102	+31.483
8	25 The Vikings .	25	27.962	23.055	<b>51.085</b>	+31.659
9	13 Work in progress .	13	28.137	<b>22.974</b>	51.206	+44.668
10	9 Consulting Denmark I .	9	28.131	23.185	51.356	+44.824
11	23 Riders of the Caribbean .	23	28.287	23.318	51.617	+1 LAP
12	11 KARTING RIVAS SPAIN .	11	28.373	23.295	51.797	+2 LAP
13	19 Clickspeed 2 .	19	28.367	23.270	51.695	+2 LAP
<b>THEORETICAL BEST LAP</b>			<b>27.947</b>	<b>22.974</b>	<b>50.921</b>	

Lap	S1	S2	Lap time
43	28.109	23.161	51.270
44	28.101	23.159	51.260
45	28.133	51.549	01:19.682
46	29.748	23.421	53.169
47	28.891	56.440	01:25.331
48	30.287	23.363	53.650
49	28.560	23.466	52.026
50	28.554	23.380	51.934
51	28.441	23.376	51.817
52	28.472	23.436	51.908
53	28.457	23.405	51.862
54	28.451	23.389	51.840
55	28.435	23.431	51.866
56	28.452	23.314	51.766
57	28.423	23.372	51.795
58	28.449	23.395	51.844
59	28.441	23.361	51.802
60	28.407	23.370	51.777
61	28.312	23.352	51.664
62	28.349	23.356	51.705
63	28.324	23.429	51.753
64	28.486	23.355	51.841
65	28.415	23.332	51.747
66	28.453	23.334	51.787
67	28.465	23.352	51.817
68	28.471	57.220	01:25.691
69	29.884	23.458	53.342
70	28.520	23.430	51.950
71	28.414	23.419	51.833
72	28.442	23.474	51.916
73	28.518	23.435	51.953
74	28.438	23.451	51.889
75	28.411	23.381	51.792
76	28.426	23.438	51.864
77	28.376	23.451	51.827
78	28.458	23.425	51.883
79	28.437	56.391	01:24.828
80	29.458	23.353	52.811
81	28.354	23.433	51.787
82	28.275	23.300	51.575
83	28.521	23.306	51.827
84	28.151	23.280	51.431
85	28.307	23.332	51.639
86	28.284	23.463	51.747
87	28.148	23.305	51.453
88	28.239	23.368	51.607
89	28.217	23.304	51.521
90	28.296	23.269	51.565
91	28.233	23.287	51.520
92	28.181	23.265	51.446
93	28.235	23.253	51.488
94	28.201	23.342	51.543
95	28.240	23.395	51.635
96	28.249	23.364	51.613
97	28.210	23.379	51.589
98	28.208	23.352	51.560
99	28.270	23.263	51.533
100	28.103	23.327	51.430
101	28.129	23.307	51.436
102	28.173	23.364	51.537
103	28.121	23.365	51.486
104	28.252	56.272	01:24.524
105	29.423	23.135	52.558
106	28.019	23.111	51.130
107	28.048	23.114	51.162
108	28.022	23.103	51.125

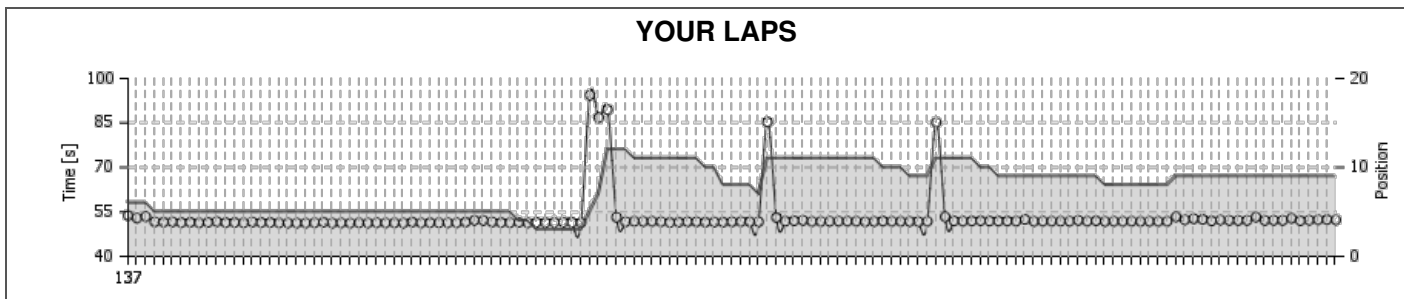
Lap	S1	S2	Lap time
109	28.169	23.062	51.231
110	28.091	23.110	51.201
111	28.017	23.165	51.182
112	28.042	23.170	51.212
113	28.110	23.094	51.204
114	28.113	23.072	51.185
115	28.030	23.178	51.208
116	28.082	<b>23.055</b>	51.137
117	28.043	23.145	51.188
118	28.060	23.071	51.131
119	28.021	23.064	<b>51.085</b>
120	<b>27.962</b>	56.048	01:24.010
121	29.464	23.380	52.844
122	28.449	23.535	51.984
123	28.318	23.415	51.733
124	28.768	23.421	52.189
125	28.343	23.265	51.608
126	28.360	23.365	51.725
127	28.331	23.330	51.661
128	28.393	23.421	51.814
129	28.251	23.395	51.646
130	28.251	23.434	51.685
131	28.302	23.278	51.580
132	28.308	23.348	51.656
133	28.376	23.403	51.779
134	28.199	23.345	51.544
135	28.213	23.437	51.650
136	28.350	23.406	51.756
137	28.557	23.439	51.996
<b>IDEAL</b>	<b>27.962</b>	<b>23.055</b>	<b>51.017</b>

## TRACK RECORDS

TOP DNIA			TOP TYGODNIA			TOP MIESIĄCA			TOP KONFIGURACJI			TOP KOBIEŃ		
#	Driver	Lap	#	Driver	Lap	#	Driver	Lap	#	Driver	Lap	#	Driver	Lap
1	1 Boutens Ruben .	49.495	1	1 Boutens Ruben .	49.495	1	1 Boutens Ruben .	49.495	1	1 Boutens Ruben .	49.495	1	PALECZKA E.	52.523
2	137 puyato opnithi .	49.692	2	Romano Franssen .	49.511	2	Romano Franssen .	49.511	2	Romano Franssen .	49.511	2	MOTZ M.	54.835
3	19 Ryndzionek Michal .	49.739	3	Jakub Klęk .	49.527	3	Jakub Klęk .	49.527	3	Jakub Klęk .	49.527	3	VERSCHOOR T.	55.332
4	50 Laube Tobias .	49.742	4	Jakub Olechowski .	49.614	4	Jakub Olechowski .	49.614	4	Jakub Olechowski .	49.614	4	PRUCNAL K.	55.502
5	179 Balneger Selina .	49.746	5	Mateusz Bartsch .	49.619	5	Mateusz Bartsch .	49.619	5	Mateusz Bartsch .	49.619	5	PRUCNAL K.	55.704
6	143 Kolodziej Pawel .	49.778	6	137 puyato opnithi .	49.692	6	137 puyato opnithi .	49.692	6	137 puyato opnithi .	49.692	6	PILAT K.	55.739
7	191 van Dijk Thom .	49.784	7	19 Ryndzionek Michal .	49.739	7	19 Ryndzionek Michal .	49.739	7	19 Ryndzionek Michal .	49.739	7	---	00.000
8	17 Douven Christian .	49.809	8	50 Laube Tobias .	49.742	8	50 Laube Tobias .	49.742	8	50 Laube Tobias .	49.742	8	---	00.000
9	97 Stolk Lorenzo .	49.810	9	179 Balneger Selina .	49.746	9	179 Balneger Selina .	49.746	9	179 Balneger Selina .	49.746	9	---	00.000
10	198 Pel Artur .	49.810	10	Erik Berggren .	49.762	10	Erik Berggren .	49.762	10	Erik Berggren .	49.762	10	---	00.000



Position	Kart	Best Lap	Date
<b>9</b>	<b>Kart 13</b>	<b>51.206</b>	<b>22-07-2018</b>
<b>13 Work in progress</b>			



**YOUR RESULTS**

Lap	S1	S2	Lap time
1	30.391	23.375	53.766
2	29.620	23.279	52.899
3	30.091	23.301	53.392
4	28.373	23.248	51.621
5	28.368	23.189	51.557
6	28.430	23.196	51.626
7	28.205	23.172	51.377
8	28.295	23.198	51.493
9	28.144	23.149	51.293
10	28.311	23.180	51.491
11	28.453	23.248	51.701
12	28.210	23.167	51.377
13	28.209	23.236	51.445
14	28.174	23.154	51.328
15	28.337	23.229	51.566
16	28.277	23.126	51.403
17	28.249	23.194	51.443
18	28.178	23.105	51.283
19	28.141	23.115	51.256
20	<b>28.137</b>	23.099	51.236
21	28.158	23.060	51.218
22	28.333	22.992	51.325
23	28.328	23.220	51.548
24	28.210	23.008	51.218
25	28.195	23.083	51.278
26	28.232	<b>22.974</b>	<b>51.206</b>
27	28.242	23.080	51.322
28	28.261	22.999	51.260
29	28.293	23.046	51.339
30	28.162	23.104	51.266
31	28.237	23.070	51.307
32	28.191	23.053	51.244
33	28.489	23.072	51.561
34	28.269	23.008	51.277
35	28.297	23.071	51.368
36	28.292	23.056	51.348
37	28.216	23.107	51.323
38	28.199	23.124	51.323
39	28.332	23.216	51.548
40	28.958	23.211	52.169
41	28.632	23.475	52.107

**YOUR COMPETITORS**

Pos	Driver	Kart	Best S1	Best S2	Best Lap	Gap
1	21 Hussarya Poland 1 .	21	27.997	23.158	51.206	+00.000
2	3 Racing Center Team Poland .	3	27.999	23.077	51.188	+00.723
3	7 TEAM CLICKSPEED BRASIL .	7	28.073	23.102	51.227	+16.169
4	5 Hussarya Poland 2 .	5	28.174	23.132	51.334	+18.282
5	1 Hussarya Poland 3 .	1	28.156	23.111	51.325	+19.253
6	15 The Dutch Value .	15	28.008	23.122	51.177	+26.705
7	17 Team Soop Slovakia .	17	<b>27.947</b>	23.104	51.102	+31.483
8	25 The Vikings .	25	27.962	23.055	<b>51.085</b>	+31.659
9	13 Work in progress .	13	28.137	<b>22.974</b>	51.206	+44.668
10	9 Consulting Denmark I .	9	28.131	23.185	51.356	+44.824
11	23 Riders of the Caribbean .	23	28.287	23.318	51.617	+1 LAP
12	11 KARTING RIVAS SPAIN .	11	28.373	23.295	51.797	+2 LAP
13	19 Clickspeed 2 .	19	28.367	23.270	51.695	+2 LAP
<b>THEORETICAL BEST LAP</b>			<b>27.947</b>	<b>22.974</b>	<b>50.921</b>	

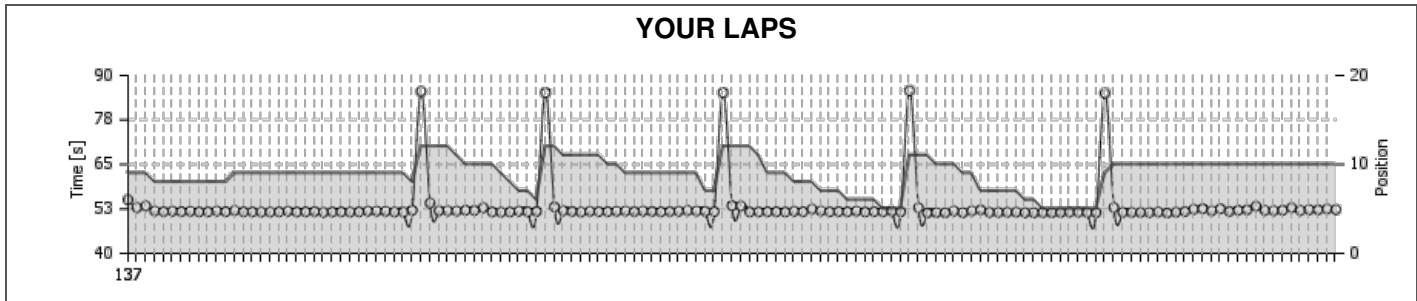
Lap	S1	S2	Lap time
42	28.378	23.193	51.571
43	28.265	23.134	51.399
44	28.185	23.158	51.343
45	28.246	23.255	51.501
46	28.179	23.126	51.305
47	28.425	23.042	51.467
48	28.273	23.100	51.373
49	28.411	23.083	51.494
50	28.373	23.158	51.531
51	28.319	23.116	51.435
52	28.244	23.105	51.349
53	28.277	01:06.133	01:34.410
54	29.717	57.112	01:26.829
55	29.944	59.508	01:29.452
56	29.802	23.354	53.156
57	28.278	23.355	51.633
58	28.512	23.312	51.824
59	28.468	23.288	51.756
60	28.410	23.382	51.792
61	28.342	23.331	51.673
62	28.237	23.231	51.468
63	28.237	23.312	51.549
64	28.382	23.275	51.657
65	28.354	23.296	51.650
66	28.307	23.223	51.530
67	28.320	23.261	51.581
68	28.314	23.229	51.543
69	28.335	23.303	51.638
70	28.455	23.257	51.712
71	28.373	23.289	51.662
72	28.289	23.359	51.648
73	28.346	56.923	01:25.269
74	29.782	23.330	53.112
75	28.568	23.291	51.859
76	28.739	23.285	52.024
77	28.808	23.311	52.119
78	28.485	23.260	51.745
79	28.479	23.270	51.749
80	28.424	23.418	51.842
81	28.516	23.334	51.850
82	28.547	23.297	51.844
83	28.534	23.292	51.826
84	28.439	23.239	51.678
85	28.478	23.280	51.758
86	28.530	23.355	51.885
87	28.364	23.430	51.794
88	28.474	23.308	51.782
89	28.439	23.313	51.752
90	28.431	23.245	51.676
91	28.405	23.387	51.792
92	28.619	56.527	01:25.146
93	29.924	23.406	53.330
94	28.472	23.485	51.957
95	28.464	23.382	51.846
96	28.461	23.468	51.929
97	28.617	23.418	52.035
98	28.558	23.382	51.940
99	28.446	23.448	51.894
100	28.542	23.363	51.905
101	28.487	23.365	51.852
102	29.204	23.297	52.501
103	28.412	23.372	51.784
104	28.516	23.334	51.850
105	28.489	23.353	51.842
106	28.508	23.356	51.864
107	28.460	23.390	51.850

Lap	S1	S2	Lap time
108	28.620	23.494	52.114
109	28.453	23.388	51.841
110	28.352	23.673	52.025
111	28.395	23.368	51.763
112	28.437	23.366	51.803
113	28.304	23.474	51.778
114	28.447	23.390	51.837
115	28.383	23.389	51.772
116	28.380	23.412	51.792
117	28.415	23.365	51.780
118	28.327	23.467	51.794
119	29.927	23.405	53.332
120	28.690	23.634	52.324
121	28.747	23.927	52.674
122	28.898	23.577	52.475
123	28.526	23.460	51.986
124	28.415	23.857	52.272
125	28.533	23.576	52.109
126	28.465	23.623	52.088
127	28.536	23.578	52.114
128	29.720	23.542	53.262
129	28.445	23.657	52.102
130	28.399	23.747	52.146
131	28.457	23.657	52.114
132	29.092	23.739	52.831
133	28.317	23.724	52.041
134	28.352	23.842	52.194
135	28.545	23.797	52.342
136	28.605	23.803	52.408
137	28.590	23.718	52.308
<b>IDEAL</b>	<b>28.137</b>	<b>22.974</b>	<b>51.111</b>

## TRACK RECORDS

TOP DNIA			TOP TYGODNIA			TOP MIESIĄCA			TOP KONFIGURACJI			TOP KOBIET		
#	Driver	Lap	#	Driver	Lap	#	Driver	Lap	#	Driver	Lap	#	Driver	Lap
1	1 Boutens Ruben .	49.495	1	1 Boutens Ruben .	49.495	1	1 Boutens Ruben .	49.495	1	1 Boutens Ruben .	49.495	1	PALECZKA E.	52.523
2	137 puyato opnithi .	49.692	2	Romano Franssen .	49.511	2	Romano Franssen .	49.511	2	Romano Franssen .	49.511	2	MOTZ M.	54.835
3	19 Ryndzionek Michal .	49.739	3	Jakub Klęk .	49.527	3	Jakub Klęk .	49.527	3	Jakub Klęk .	49.527	3	VERSCHOOR T.	55.332
4	50 Laube Tobias .	49.742	4	Jakub Olechowski .	49.614	4	Jakub Olechowski .	49.614	4	Jakub Olechowski .	49.614	4	PRUCNAL K.	55.502
5	179 Balneger Selina .	49.746	5	Mateusz Bartsch .	49.619	5	Mateusz Bartsch .	49.619	5	Mateusz Bartsch .	49.619	5	PRUCNAL K.	55.704
6	143 Kolodziej Pawel .	49.778	6	137 puyato opnithi .	49.692	6	137 puyato opnithi .	49.692	6	137 puyato opnithi .	49.692	6	PILAT K.	55.739
7	191 van Dijk Thom .	49.784	7	19 Ryndzionek Michal .	49.739	7	19 Ryndzionek Michal .	49.739	7	19 Ryndzionek Michal .	49.739	7	---	00.000
8	17 Douven Christian .	49.809	8	50 Laube Tobias .	49.742	8	50 Laube Tobias .	49.742	8	50 Laube Tobias .	49.742	8	---	00.000
9	97 Stolk Lorenzo .	49.810	9	179 Balneger Selina .	49.746	9	179 Balneger Selina .	49.746	9	179 Balneger Selina .	49.746	9	---	00.000
10	198 Pel Artur .	49.810	10	Erik Berggren .	49.762	10	Erik Berggren .	49.762	10	Erik Berggren .	49.762	10	---	00.000

Position	Kart	Best Lap	Date
<b>10</b>	<b>9 Consulting Denmark I</b>	<b>51.356</b>	<b>22-07-2018</b>



**YOUR RESULTS**

Lap	S1	S2	Lap time
1	31.591	23.469	55.060
2	29.366	23.483	52.849
3	29.894	23.433	53.327
4	28.481	23.429	51.910
5	28.367	23.392	51.759
6	28.515	23.353	51.868
7	28.338	23.404	51.742
8	28.348	23.472	51.820
9	28.320	23.359	51.679
10	28.380	23.325	51.705
11	28.532	23.371	51.903
12	28.363	23.367	51.730
13	28.764	23.276	52.040
14	28.392	23.321	51.713
15	28.359	23.318	51.677
16	28.246	23.351	51.597
17	28.280	23.331	51.611
18	28.302	23.404	51.706
19	28.555	23.314	51.869
20	28.314	23.337	51.651
21	28.359	23.328	51.687
22	28.427	23.357	51.784
23	28.202	23.342	51.544
24	28.395	23.259	51.654
25	28.375	23.299	51.674
26	28.319	23.291	51.610
27	28.416	23.296	51.712
28	28.513	23.379	51.892
29	28.556	23.323	51.879
30	28.465	23.356	51.821
31	28.318	23.308	51.626
32	28.255	23.366	51.621
33	28.436	23.667	52.103
34	28.397	57.093	01:25.490
35	30.748	23.382	54.130
36	28.539	23.421	51.960
37	28.544	23.425	51.969
38	28.538	23.360	51.898
39	28.712	23.427	52.139
40	28.687	23.385	52.072
41	29.458	23.374	52.832
42	28.333	23.321	51.654

**YOUR COMPETITORS**

Pos	Driver	Kart	Best S1	Best S2	Best Lap	Gap
1	21 Hussarya Poland 1 .	21	27.997	23.158	51.206	+00.000
2	3 Racing Center Team Poland .	3	27.999	23.077	51.188	+00.723
3	7 TEAM CLICKSPEED BRASIL .	7	28.073	23.102	51.227	+16.169
4	5 Hussarya Poland 2 .	5	28.174	23.132	51.334	+18.282
5	1 Hussarya Poland 3 .	1	28.156	23.111	51.325	+19.253
6	15 The Dutch Value .	15	28.008	23.122	51.177	+26.705
7	17 Team Soop Slovakia .	17	<b>27.947</b>	23.104	51.102	+31.483
8	25 The Vikings .	25	27.962	23.055	<b>51.085</b>	+31.659
9	13 Work in progress .	13	28.137	<b>22.974</b>	51.206	+44.668
10	9 Consulting Denmark I .	9	28.131	23.185	51.356	+44.824
11	23 Riders of the Caribbean .	23	28.287	23.318	51.617	+1 LAP
12	11 KARTING RIVAS SPAIN .	11	28.373	23.295	51.797	+2 LAP
13	19 Clickspeed 2 .	19	28.367	23.270	51.695	+2 LAP
<b>THEORETICAL BEST LAP</b>			<b>27.947</b>	<b>22.974</b>	<b>50.921</b>	

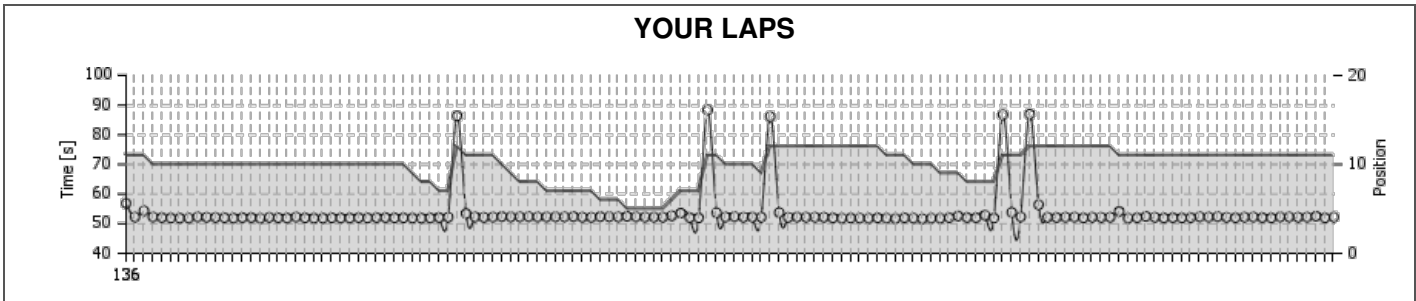
Lap	S1	S2	Lap time
43	28.254	23.306	51.560
44	28.358	23.284	51.642
45	28.556	23.328	51.884
46	28.422	23.288	51.710
47	28.462	23.331	51.793
48	28.526	56.642	01:25.168
49	29.738	23.341	53.079
50	28.542	23.442	51.984
51	28.470	23.331	51.801
52	28.318	23.287	51.605
53	28.469	23.364	51.833
54	28.382	23.377	51.759
55	28.341	23.394	51.735
56	28.477	23.354	51.831
57	28.493	23.409	51.902
58	28.432	23.344	51.776
59	28.467	23.427	51.894
60	28.449	23.352	51.801
61	28.329	23.362	51.691
62	28.344	23.449	51.793
63	28.465	23.376	51.841
64	28.555	23.496	52.051
65	28.462	23.439	51.901
66	28.388	23.424	51.812
67	28.352	23.387	51.739
68	28.318	56.853	01:25.171
69	29.992	23.401	53.393
70	28.468	24.837	53.305
71	28.314	23.331	51.645
72	28.342	23.334	51.676
73	28.335	23.372	51.707
74	28.366	23.353	51.719
75	28.241	23.404	51.645
76	28.406	23.441	51.847
77	28.311	23.408	51.719
78	28.543	23.890	52.433
79	28.502	23.426	51.928
80	28.335	23.374	51.709
81	28.372	23.387	51.759
82	28.323	23.374	51.697
83	28.461	23.413	51.874
84	28.279	23.369	51.648
85	28.348	23.395	51.743
86	28.360	23.348	51.708
87	28.388	23.461	51.849
88	28.364	23.346	51.710
89	28.433	57.313	01:25.746
90	29.560	23.245	52.805
91	28.161	23.209	51.370
92	28.179	23.266	51.445
93	28.167	23.226	51.393
94	28.485	23.441	51.926
95	28.163	23.261	51.424
96	28.400	23.538	51.938
97	28.570	23.674	52.244
98	28.281	23.249	51.530
99	28.251	23.250	51.501
100	28.238	23.300	51.538
101	28.333	23.238	51.571
102	28.195	23.247	51.442
103	28.176	23.234	51.410
104	28.214	23.246	51.460
105	<b>28.131</b>	23.275	51.406
106	28.182	23.295	51.477
107	28.313	23.297	51.610
108	28.200	23.383	51.583

Lap	S1	S2	Lap time
109	28.201	23.268	51.469
110	28.181	23.242	51.423
111	28.247	56.772	01:25.019
112	29.657	23.193	52.850
113	28.312	23.199	51.511
114	28.283	23.227	51.510
115	28.313	<b>23.185</b>	51.498
116	28.275	23.202	51.477
117	28.328	23.290	51.618
118	28.151	23.205	<b>51.356</b>
119	28.323	23.231	51.554
120	28.213	23.567	51.780
121	28.873	23.506	52.379
122	28.969	23.592	52.561
123	28.643	23.297	51.940
124	28.474	24.087	52.561
125	28.497	23.310	51.807
126	28.533	23.567	52.100
127	28.569	23.677	52.246
128	28.574	24.694	53.268
129	28.341	23.713	52.054
130	28.466	23.514	51.980
131	28.571	23.546	52.117
132	29.238	23.599	52.837
133	28.468	23.585	52.053
134	28.541	23.713	52.254
135	28.565	23.678	52.243
136	28.734	23.730	52.464
137	28.744	23.568	52.312
<b>IDEAL</b>	<b>28.131</b>	<b>23.185</b>	<b>51.316</b>

## TRACK RECORDS

TOP DNIA			TOP TYGODNIA			TOP MIESIĄCA			TOP KONFIGURACJI			TOP KOBIEŃ		
#	Driver	Lap	#	Driver	Lap	#	Driver	Lap	#	Driver	Lap	#	Driver	Lap
1	1 Boutens Ruben .	49.495	1	1 Boutens Ruben .	49.495	1	1 Boutens Ruben .	49.495	1	1 Boutens Ruben .	49.495	1	PALECZKA E.	52.523
2	137 puyato opnithi .	49.692	2	Romano Franssen .	49.511	2	Romano Franssen .	49.511	2	Romano Franssen .	49.511	2	MOTZ M.	54.835
3	19 Ryndzionek Michal .	49.739	3	Jakub Klęk .	49.527	3	Jakub Klęk .	49.527	3	Jakub Klęk .	49.527	3	VERSCHOOR T.	55.332
4	50 Laube Tobias .	49.742	4	Jakub Olechowski .	49.614	4	Jakub Olechowski .	49.614	4	Jakub Olechowski .	49.614	4	PRUCNAL K.	55.502
5	179 Balneger Selina .	49.746	5	Mateusz Bartsch .	49.619	5	Mateusz Bartsch .	49.619	5	Mateusz Bartsch .	49.619	5	PRUCNAL K.	55.704
6	143 Kolodziej Pawel .	49.778	6	137 puyato opnithi .	49.692	6	137 puyato opnithi .	49.692	6	137 puyato opnithi .	49.692	6	PILAT K.	55.739
7	191 van Dijk Thom .	49.784	7	19 Ryndzionek Michal .	49.739	7	19 Ryndzionek Michal .	49.739	7	19 Ryndzionek Michal .	49.739	7	---	00.000
8	17 Douven Christian .	49.809	8	50 Laube Tobias .	49.742	8	50 Laube Tobias .	49.742	8	50 Laube Tobias .	49.742	8	---	00.000
9	97 Stolk Lorenzo .	49.810	9	179 Balneger Selina .	49.746	9	179 Balneger Selina .	49.746	9	179 Balneger Selina .	49.746	9	---	00.000
10	198 Pel Artur .	49.810	10	Erik Berggren .	49.762	10	Erik Berggren .	49.762	10	Erik Berggren .	49.762	10	---	00.000

Position	Kart	Best Lap	Date
<b>11</b>	<b>23 Riders of the Caribbean</b>	<b>Kart 23</b>	<b>51.617</b>
			22-07-2018



**YOUR RESULTS**

Lap	S1	S2	Lap time
1	32.789	24.090	56.879
2	28.674	23.554	52.228
3	30.755	23.593	54.348
4	28.690	23.574	52.264
5	28.629	23.442	52.071
6	28.595	23.352	51.947
7	28.514	23.383	51.897
8	28.516	23.349	51.865
9	28.614	23.664	52.278
10	28.643	23.516	52.159
11	28.450	23.654	52.104
12	28.588	23.452	52.040
13	28.460	23.418	51.878
14	28.537	23.503	52.040
15	28.591	23.462	52.053
16	28.425	23.367	51.792
17	28.699	23.437	52.136
18	28.494	23.511	52.005
19	28.474	23.413	51.887
20	28.719	23.532	52.251
21	28.496	23.489	51.985
22	28.472	23.406	51.878
23	28.476	23.407	51.883
24	28.479	23.504	51.983
25	28.392	23.514	51.906
26	28.442	23.469	51.911
27	28.557	23.484	52.041
28	28.553	23.401	51.954
29	28.469	23.592	52.061
30	28.651	23.399	52.050
31	28.489	23.490	51.979
32	28.588	23.408	51.996
33	28.386	23.540	51.926
34	28.524	23.361	51.885
35	28.386	23.523	51.909
36	28.534	23.516	52.050
37	28.633	23.539	52.172
38	28.589	57.796	01:26.385
39	30.008	23.430	53.438
40	28.777	23.500	52.277
41	28.653	23.449	52.102
42	28.795	23.439	52.234

**YOUR COMPETITORS**

Pos	Driver	Kart	Best S1	Best S2	Best Lap	Gap
1	21 Hussarya Poland 1 .	21	27.997	23.158	51.206	+00.000
2	3 Racing Center Team Poland .	3	27.999	23.077	51.188	+00.723
3	7 TEAM CLICKSPEED BRASIL .	7	28.073	23.102	51.227	+16.169
4	5 Hussarya Poland 2 .	5	28.174	23.132	51.334	+18.282
5	1 Hussarya Poland 3 .	1	28.156	23.111	51.325	+19.253
6	15 The Dutch Value .	15	28.008	23.122	51.177	+26.705
7	17 Team Soop Slovakia .	17	<b>27.947</b>	23.104	51.102	+31.483
8	25 The Vikings .	25	27.962	23.055	<b>51.085</b>	+31.659
9	13 Work in progress .	13	28.137	<b>22.974</b>	51.206	+44.668
10	9 Consulting Denmark I .	9	28.131	23.185	51.356	+44.824
11	23 Riders of the Caribbean .	23	28.287	23.318	51.617	+1 LAP
12	11 KARTING RIVAS SPAIN .	11	28.373	23.295	51.797	+2 LAP
13	19 Clickspeed 2 .	19	28.367	23.270	51.695	+2 LAP
<b>THEORETICAL BEST LAP</b>			<b>27.947</b>	<b>22.974</b>	<b>50.921</b>	

Lap	S1	S2	Lap time
43	28.824	23.586	52.410
44	28.698	23.619	52.317
45	28.773	23.555	52.328
46	28.901	23.471	52.372
47	28.766	23.513	52.279
48	28.615	23.680	52.295
49	28.856	23.491	52.347
50	28.868	23.457	52.325
51	28.970	23.444	52.414
52	28.797	23.389	52.186
53	28.687	23.456	52.143
54	29.029	23.365	52.394
55	28.841	23.549	52.390
56	28.825	23.473	52.298
57	28.963	23.530	52.493
58	28.822	23.512	52.334
59	28.772	23.467	52.239
60	28.773	23.463	52.236
61	28.806	23.377	52.183
62	28.812	23.855	52.667
63	28.773	24.798	53.571
64	28.729	23.320	52.049
65	28.568	23.421	51.989
66	28.980	59.381	01:28.361
67	30.066	23.590	53.656
68	28.704	23.543	52.247
69	28.957	23.419	52.376
70	28.713	23.460	52.173
71	28.789	23.449	52.238
72	28.848	23.347	52.195
73	28.828	57.305	01:26.133
74	30.273	23.444	53.717
75	28.695	23.403	52.098
76	28.721	23.533	52.254
77	28.742	23.468	52.210
78	28.663	23.531	52.194
79	28.703	23.463	52.166
80	28.432	23.525	51.957
81	28.362	23.452	51.814
82	28.617	<b>23.318</b>	51.935
83	28.476	23.385	51.861
84	28.475	23.321	51.796
85	28.463	23.513	51.976
86	28.453	23.379	51.832
87	28.384	23.345	51.729
88	28.620	23.386	52.006
89	28.523	23.328	51.851
90	<b>28.287</b>	23.330	<b>51.617</b>
91	28.339	23.490	51.829
92	28.476	23.352	51.828
93	28.665	23.392	52.057
94	28.943	23.661	52.604
95	28.739	23.344	52.083
96	28.534	23.484	52.018
97	28.636	24.203	52.839
98	28.502	23.426	51.928
99	28.677	58.110	01:26.787
100	30.042	23.732	53.774
101	28.741	23.555	52.296
102	28.681	58.291	01:26.972
103	32.841	23.541	56.382
104	28.574	23.594	52.168
105	28.619	23.462	52.081
106	28.679	23.517	52.196
107	28.656	23.584	52.240
108	28.484	23.483	51.967

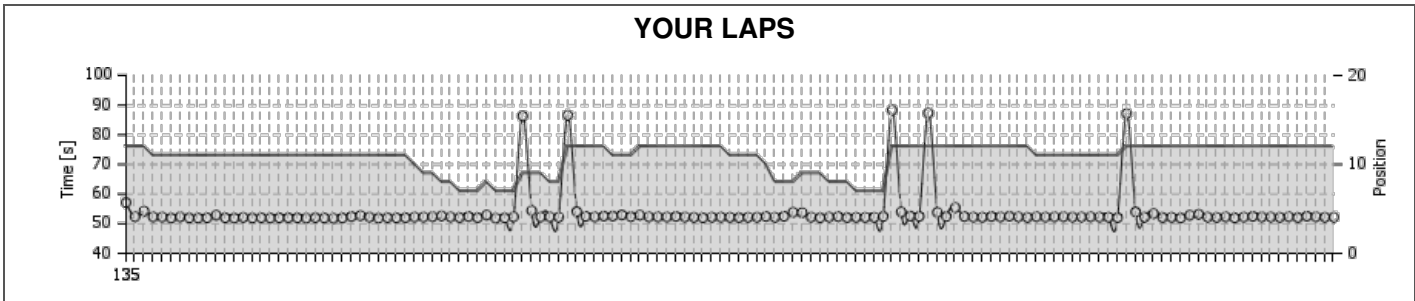


Lap	S1	S2	Lap time
109	28.564	23.607	52.171
110	28.622	23.485	52.107
111	28.522	23.648	52.170
112	30.786	23.359	54.145
113	28.454	23.355	51.809
114	28.552	23.484	52.036
115	28.958	23.539	52.497
116	28.685	23.461	52.146
117	28.605	23.331	51.936
118	28.496	23.543	52.039
119	28.545	23.433	51.978
120	28.646	23.414	52.060
121	28.749	23.603	52.352
122	28.681	23.556	52.237
123	28.781	23.605	52.386
124	28.652	23.485	52.137
125	28.544	23.490	52.034
126	28.678	23.528	52.206
127	28.785	23.470	52.255
128	28.551	23.492	52.043
129	28.602	23.363	51.965
130	28.759	23.540	52.299
131	28.677	23.605	52.282
132	28.675	23.497	52.172
133	28.611	23.609	52.220
134	28.903	23.640	52.543
135	28.466	23.511	51.977
136	28.659	23.577	52.236
<b>IDEAL</b>	<b>28.287</b>	<b>23.318</b>	<b>51.605</b>

## TRACK RECORDS

TOP DNIA			TOP TYGODNIA			TOP MIESIĄCA			TOP KONFIGURACJI			TOP KOBIET		
#	Driver	Lap	#	Driver	Lap	#	Driver	Lap	#	Driver	Lap	#	Driver	Lap
1	1 Boutens Ruben .	49.495	1	1 Boutens Ruben .	49.495	1	1 Boutens Ruben .	49.495	1	1 Boutens Ruben .	49.495	1	PALECZKA E.	52.523
2	137 puyato opnithi .	49.692	2	Romano Franssen .	49.511	2	Romano Franssen .	49.511	2	Romano Franssen .	49.511	2	MOTZ M.	54.835
3	19 Ryndzionek Michal .	49.739	3	Jakub Klęk .	49.527	3	Jakub Klęk .	49.527	3	Jakub Klęk .	49.527	3	VERSCHOOR T.	55.332
4	50 Laube Tobias .	49.742	4	Jakub Olechowski .	49.614	4	Jakub Olechowski .	49.614	4	Jakub Olechowski .	49.614	4	PRUCNAL K.	55.502
5	179 Balneger Selina .	49.746	5	Mateusz Bartsch .	49.619	5	Mateusz Bartsch .	49.619	5	Mateusz Bartsch .	49.619	5	PRUCNAL K.	55.704
6	143 Kolodziej Pawel .	49.778	6	137 puyato opnithi .	49.692	6	137 puyato opnithi .	49.692	6	137 puyato opnithi .	49.692	6	PILAT K.	55.739
7	191 van Dijk Thom .	49.784	7	19 Ryndzionek Michal .	49.739	7	19 Ryndzionek Michal .	49.739	7	19 Ryndzionek Michal .	49.739	7	---	00.000
8	17 Douven Christian .	49.809	8	50 Laube Tobias .	49.742	8	50 Laube Tobias .	49.742	8	50 Laube Tobias .	49.742	8	---	00.000
9	97 Stolk Lorenzo .	49.810	9	179 Balneger Selina .	49.746	9	179 Balneger Selina .	49.746	9	179 Balneger Selina .	49.746	9	---	00.000
10	198 Pel Artur .	49.810	10	Erik Berggren .	49.762	10	Erik Berggren .	49.762	10	Erik Berggren .	49.762	10	---	00.000

Position	Kart	Best Lap	Date
<b>12</b>	<b>11 KARTING RIVAS SPAIN</b>	<b>Kart 11 51.797</b>	22-07-2018



**YOUR RESULTS**

Lap	S1	S2	Lap time
1	33.274	23.908	57.182
2	28.801	23.553	52.354
3	30.658	23.576	54.234
4	28.707	23.576	52.283
5	28.784	23.465	52.249
6	28.432	23.464	51.896
7	28.765	23.555	52.320
8	28.565	23.414	51.979
9	28.475	23.447	51.922
10	28.451	23.540	51.991
11	29.319	23.548	52.867
12	28.609	23.385	51.994
13	28.492	23.392	51.884
14	28.487	23.635	52.122
15	28.557	23.395	51.952
16	28.477	23.551	52.028
17	28.431	23.472	51.903
18	28.377	23.602	51.979
19	28.549	23.451	52.000
20	28.523	23.459	51.982
21	28.383	23.467	51.850
22	28.476	23.580	52.056
23	28.487	23.467	51.954
24	28.398	23.399	<b>51.797</b>
25	28.559	23.361	51.920
26	28.611	23.798	52.409
27	28.942	23.778	52.720
28	28.661	23.577	52.238
29	28.417	23.460	51.877
30	28.426	23.620	52.046
31	28.549	23.426	51.975
32	28.436	23.571	52.007
33	28.666	23.575	52.241
34	28.580	23.660	52.240
35	28.629	23.741	52.370
36	28.722	23.913	52.635
37	28.689	23.596	52.285
38	28.632	23.439	52.071
39	28.755	23.646	52.401
40	28.379	23.648	52.027
41	29.559	23.354	52.913
42	<b>28.373</b>	23.451	51.824

**YOUR COMPETITORS**

Pos	Driver	Kart	Best S1	Best S2	Best Lap	Gap
1	21 Hussarya Poland 1 .	21	27.997	23.158	51.206	+00.000
2	3 Racing Center Team Poland .	3	27.999	23.077	51.188	+00.723
3	7 TEAM CLICKSPEED BRASIL .	7	28.073	23.102	51.227	+16.169
4	5 Hussarya Poland 2 .	5	28.174	23.132	51.334	+18.282
5	1 Hussarya Poland 3 .	1	28.156	23.111	51.325	+19.253
6	15 The Dutch Value .	15	28.008	23.122	51.177	+26.705
7	17 Team Soop Slovakia .	17	<b>27.947</b>	23.104	51.102	+31.483
8	25 The Vikings .	25	27.962	23.055	<b>51.085</b>	+31.659
9	13 Work in progress .	13	28.137	<b>22.974</b>	51.206	+44.668
10	9 Consulting Denmark I .	9	28.131	23.185	51.356	+44.824
11	23 Riders of the Caribbean .	23	28.287	23.318	51.617	+1 LAP
12	11 KARTING RIVAS SPAIN .	11	28.373	23.295	51.797	+2 LAP
13	19 Clickspeed 2 .	19	28.367	23.270	51.695	+2 LAP
<b>THEORETICAL BEST LAP</b>			<b>27.947</b>	<b>22.974</b>	<b>50.921</b>	

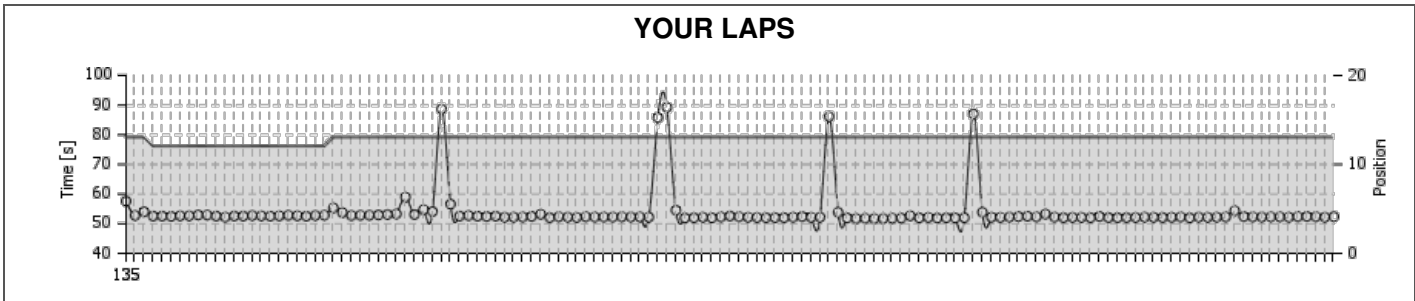
Lap	S1	S2	Lap time
43	28.480	23.508	51.988
44	28.657	23.680	52.337
45	28.784	57.524	01:26.308
46	30.573	23.829	54.402
47	28.651	23.611	52.262
48	28.588	23.712	52.300
49	28.581	23.624	52.205
50	28.705	57.880	01:26.585
51	30.299	23.799	54.098
52	28.675	23.826	52.501
53	28.719	23.572	52.291
54	28.836	23.731	52.567
55	28.841	23.743	52.584
56	28.692	24.282	52.974
57	28.761	23.634	52.395
58	28.835	24.065	52.900
59	28.677	23.632	52.309
60	28.648	23.651	52.299
61	28.682	23.581	52.263
62	28.684	23.771	52.455
63	28.678	23.577	52.255
64	28.633	23.512	52.145
65	28.473	23.535	52.008
66	28.576	23.599	52.175
67	28.634	23.573	52.207
68	28.577	23.562	52.139
69	28.540	23.509	52.049
70	28.460	23.691	52.151
71	28.542	23.658	52.200
72	28.807	23.668	52.475
73	28.481	23.650	52.131
74	28.833	23.672	52.505
75	28.602	25.215	53.817
76	28.700	24.976	53.676
77	28.555	23.660	52.215
78	28.440	23.582	52.022
79	28.732	23.514	52.246
80	28.691	23.716	52.407
81	28.433	23.629	52.062
82	28.588	23.546	52.134
83	28.553	23.550	52.103
84	28.499	23.629	52.128
85	28.658	23.829	52.487
86	28.584	59.703	01:28.287
87	30.282	23.668	53.950
88	29.023	23.561	52.584
89	28.836	23.630	52.466
90	28.861	58.437	01:27.298
91	30.351	23.451	53.802
92	29.056	23.384	52.440
93	30.109	25.334	55.443
94	29.038	23.398	52.436
95	28.714	23.516	52.230
96	28.795	23.380	52.175
97	28.869	23.576	52.445
98	28.810	23.484	52.294
99	28.954	23.602	52.556
100	28.798	23.511	52.309
101	28.615	23.493	52.108
102	28.838	23.531	52.369
103	28.807	23.428	52.235
104	28.770	23.545	52.315
105	28.830	23.527	52.357
106	28.795	23.453	52.248
107	28.792	23.470	52.262
108	28.899	23.450	52.349

Lap	S1	S2	Lap time
109	28.870	23.367	52.237
110	28.695	23.473	52.168
111	28.640	23.397	52.037
112	28.919	58.218	01:27.137
113	30.627	23.368	53.995
114	28.682	23.499	52.181
115	29.994	23.412	53.406
116	28.684	23.403	52.087
117	28.821	23.322	52.143
118	28.566	23.361	51.927
119	29.196	23.659	52.855
120	28.817	24.378	53.195
121	28.829	23.398	52.227
122	28.746	23.362	52.108
123	28.862	23.444	52.306
124	28.678	<b>23.295</b>	51.973
125	28.715	23.515	52.230
126	28.912	23.577	52.489
127	28.793	23.498	52.291
128	28.842	23.414	52.256
129	28.657	23.478	52.135
130	28.865	23.488	52.353
131	28.672	23.402	52.074
132	29.034	23.500	52.534
133	28.884	23.447	52.331
134	28.628	23.538	52.166
135	28.786	23.412	52.198
<b>IDEAL</b>	<b>28.373</b>	<b>23.295</b>	<b>51.668</b>

## TRACK RECORDS

TOP DNIA			TOP TYGODNIA			TOP MIESIĄCA			TOP KONFIGURACJI			TOP KOBIEŃ		
#	Driver	Lap	#	Driver	Lap	#	Driver	Lap	#	Driver	Lap	#	Driver	Lap
1	1 Boutens Ruben .	49.495	1	1 Boutens Ruben .	49.495	1	1 Boutens Ruben .	49.495	1	1 Boutens Ruben .	49.495	1	PALECZKA E.	52.523
2	137 puyato opnithi .	49.692	2	Romano Franssen .	49.511	2	Romano Franssen .	49.511	2	Romano Franssen .	49.511	2	MOTZ M.	54.835
3	19 Ryndzionek Michal .	49.739	3	Jakub Klęk .	49.527	3	Jakub Klęk .	49.527	3	Jakub Klęk .	49.527	3	VERSCHOOR T.	55.332
4	50 Laube Tobias .	49.742	4	Jakub Olechowski .	49.614	4	Jakub Olechowski .	49.614	4	Jakub Olechowski .	49.614	4	PRUCNAL K.	55.502
5	179 Balneger Selina .	49.746	5	Mateusz Bartsch .	49.619	5	Mateusz Bartsch .	49.619	5	Mateusz Bartsch .	49.619	5	PRUCNAL K.	55.704
6	143 Kolodziej Pawel .	49.778	6	137 puyato opnithi .	49.692	6	137 puyato opnithi .	49.692	6	137 puyato opnithi .	49.692	6	PILAT K.	55.739
7	191 van Dijk Thom .	49.784	7	19 Ryndzionek Michal .	49.739	7	19 Ryndzionek Michal .	49.739	7	19 Ryndzionek Michal .	49.739	7	---	00.000
8	17 Douven Christian .	49.809	8	50 Laube Tobias .	49.742	8	50 Laube Tobias .	49.742	8	50 Laube Tobias .	49.742	8	---	00.000
9	97 Stolk Lorenzo .	49.810	9	179 Balneger Selina .	49.746	9	179 Balneger Selina .	49.746	9	179 Balneger Selina .	49.746	9	---	00.000
10	198 Pel Artur .	49.810	10	Erik Berggren .	49.762	10	Erik Berggren .	49.762	10	Erik Berggren .	49.762	10	---	00.000

Position	Kart	Best Lap	Date
<b>13</b>	<b>19 Clickspeed 2</b>	<b>51.695</b>	22-07-2018



**YOUR RESULTS**

Lap	S1	S2	Lap time
1	33.871	23.767	57.638
2	29.012	23.760	52.772
3	30.242	23.789	54.031
4	28.884	23.688	52.572
5	28.893	23.671	52.564
6	28.915	23.575	52.490
7	28.998	23.670	52.668
8	28.962	23.704	52.666
9	29.256	23.703	52.959
10	28.887	24.026	52.913
11	28.922	23.657	52.579
12	28.719	23.510	52.229
13	28.966	23.638	52.604
14	28.901	23.687	52.588
15	28.981	23.793	52.774
16	28.895	23.747	52.642
17	28.726	23.821	52.547
18	29.039	23.598	52.637
19	29.015	23.806	52.821
20	29.025	23.642	52.667
21	28.883	23.663	52.546
22	29.066	23.716	52.782
23	29.125	23.742	52.867
24	29.159	26.164	55.323
25	29.786	23.930	53.716
26	29.062	23.695	52.757
27	29.190	23.647	52.837
28	29.073	23.780	52.853
29	29.252	23.736	52.988
30	29.261	23.862	53.123
31	29.151	24.145	53.296
32	35.319	23.614	58.933
33	29.310	23.792	53.102
34	29.233	25.484	54.717
35	30.302	23.801	54.103
36	30.079	58.628	01:28.707
37	31.189	25.427	56.616
38	29.086	23.490	52.576
39	29.084	23.654	52.738
40	28.796	23.739	52.535
41	28.784	23.663	52.447
42	28.866	23.698	52.564

**YOUR COMPETITORS**

Pos	Driver	Kart	Best S1	Best S2	Best Lap	Gap
1	21 Hussarya Poland 1 .	21	27.997	23.158	51.206	+00.000
2	3 Racing Center Team Poland .	3	27.999	23.077	51.188	+00.723
3	7 TEAM CLICKSPEED BRASIL .	7	28.073	23.102	51.227	+16.169
4	5 Hussarya Poland 2 .	5	28.174	23.132	51.334	+18.282
5	1 Hussarya Poland 3 .	1	28.156	23.111	51.325	+19.253
6	15 The Dutch Value .	15	28.008	23.122	51.177	+26.705
7	17 Team Soop Slovakia .	17	<b>27.947</b>	23.104	51.102	+31.483
8	25 The Vikings .	25	27.962	23.055	<b>51.085</b>	+31.659
9	13 Work in progress .	13	28.137	<b>22.974</b>	51.206	+44.668
10	9 Consulting Denmark I .	9	28.131	23.185	51.356	+44.824
11	23 Riders of the Caribbean .	23	28.287	23.318	51.617	+1 LAP
12	11 KARTING RIVAS SPAIN .	11	28.373	23.295	51.797	+2 LAP
13	19 Clickspeed 2 .	19	28.367	23.270	51.695	+2 LAP
<b>THEORETICAL BEST LAP</b>			<b>27.947</b>	<b>22.974</b>	<b>50.921</b>	

Lap	S1	S2	Lap time
43	28.648	23.551	52.199
44	28.752	23.462	52.214
45	28.791	23.473	52.264
46	28.865	23.598	52.463
47	29.706	23.476	53.182
48	28.592	23.460	52.052
49	28.560	23.795	52.355
50	28.662	23.567	52.229
51	28.569	23.533	52.102
52	28.792	23.572	52.364
53	28.724	23.533	52.257
54	28.719	23.546	52.265
55	28.655	23.596	52.251
56	28.620	23.721	52.341
57	28.542	23.736	52.278
58	28.619	23.676	52.295
59	28.618	23.559	52.177
60	28.749	57.037	01:25.786
61	30.341	58.859	01:29.200
62	30.449	24.102	54.551
63	28.521	23.428	51.949
64	28.763	23.277	52.040
65	28.784	23.394	52.178
66	28.559	23.428	51.987
67	28.511	23.778	52.289
68	28.881	23.718	52.599
69	28.900	23.451	52.351
70	28.613	23.557	52.170
71	28.611	23.484	52.095
72	28.568	23.484	52.052
73	28.664	23.382	52.046
74	28.583	23.450	52.033
75	28.486	23.706	52.192
76	28.932	23.467	52.399
77	28.557	23.587	52.144
78	28.656	23.539	52.195
79	28.838	57.321	01:26.159
80	30.503	23.310	53.813
81	28.598	23.341	51.939
82	28.423	23.293	51.716
83	28.425	23.371	51.796
84	28.425	<b>23.270</b>	<b>51.695</b>
85	<b>28.367</b>	23.357	51.724
86	28.461	23.389	51.850
87	28.451	23.435	51.886
88	29.221	23.436	52.657
89	28.546	23.434	51.980
90	28.752	23.341	52.093
91	28.593	23.326	51.919
92	28.578	23.433	52.011
93	28.535	23.432	51.967
94	28.701	23.316	52.017
95	29.997	57.025	01:27.022
96	30.241	23.584	53.825
97	28.638	23.535	52.173
98	28.631	23.480	52.111
99	28.772	23.488	52.260
100	28.997	23.437	52.434
101	29.005	23.533	52.538
102	28.778	23.532	52.310
103	29.756	23.501	53.257
104	28.796	23.443	52.239
105	28.564	23.484	52.048
106	28.624	23.507	52.131
107	28.654	23.467	52.121
108	28.638	23.396	52.034

Lap	S1	S2	Lap time
109	28.917	23.522	52.439
110	28.582	23.481	52.063
111	28.606	23.422	52.028
112	28.665	23.409	52.074
113	28.636	23.456	52.092
114	28.733	23.488	52.221
115	28.748	23.403	52.151
116	28.606	23.479	52.085
117	28.645	23.510	52.155
118	28.692	23.591	52.283
119	28.533	23.452	51.985
120	28.727	23.509	52.236
121	28.724	23.431	52.155
122	28.755	23.451	52.206
123	28.702	23.589	52.291
124	30.866	23.499	54.365
125	28.827	23.574	52.401
126	28.764	23.538	52.302
127	28.783	23.481	52.264
128	28.835	23.490	52.325
129	28.825	23.506	52.331
130	28.650	23.543	52.193
131	28.831	23.550	52.381
132	28.949	23.501	52.450
133	28.708	23.654	52.362
134	28.739	23.456	52.195
135	28.813	23.591	52.404
<b>IDEAL</b>	<b>28.367</b>	<b>23.270</b>	<b>51.637</b>

## TRACK RECORDS

TOP DNIA			TOP TYGODNIA			TOP MIESIĄCA			TOP KONFIGURACJI			TOP KOBIET		
#	Driver	Lap	#	Driver	Lap	#	Driver	Lap	#	Driver	Lap	#	Driver	Lap
1	1 Boutens Ruben .	49.495	1	1 Boutens Ruben .	49.495	1	1 Boutens Ruben .	49.495	1	1 Boutens Ruben .	49.495	1	PALECZKA E.	52.523
2	137 puyato opnithi .	49.692	2	Romano Franssen .	49.511	2	Romano Franssen .	49.511	2	Romano Franssen .	49.511	2	MOTZ M.	54.835
3	19 Ryndzionek Michal .	49.739	3	Jakub Klęk .	49.527	3	Jakub Klęk .	49.527	3	Jakub Klęk .	49.527	3	VERSCHOOR T.	55.332
4	50 Laube Tobias .	49.742	4	Jakub Olechowski .	49.614	4	Jakub Olechowski .	49.614	4	Jakub Olechowski .	49.614	4	PRUCNAL K.	55.502
5	179 Balneger Selina .	49.746	5	Mateusz Bartsch .	49.619	5	Mateusz Bartsch .	49.619	5	Mateusz Bartsch .	49.619	5	PRUCNAL K.	55.704
6	143 Kolodziej Pawel .	49.778	6	137 puyato opnithi .	49.692	6	137 puyato opnithi .	49.692	6	137 puyato opnithi .	49.692	6	PILAT K.	55.739
7	191 van Dijk Thom .	49.784	7	19 Ryndzionek Michal .	49.739	7	19 Ryndzionek Michal .	49.739	7	19 Ryndzionek Michal .	49.739	7	---	00.000
8	17 Douven Christian .	49.809	8	50 Laube Tobias .	49.742	8	50 Laube Tobias .	49.742	8	50 Laube Tobias .	49.742	8	---	00.000
9	97 Stolk Lorenzo .	49.810	9	179 Balneger Selina .	49.746	9	179 Balneger Selina .	49.746	9	179 Balneger Selina .	49.746	9	---	00.000
10	198 Pel Artur .	49.810	10	Erik Berggren .	49.762	10	Erik Berggren .	49.762	10	Erik Berggren .	49.762	10	---	00.000