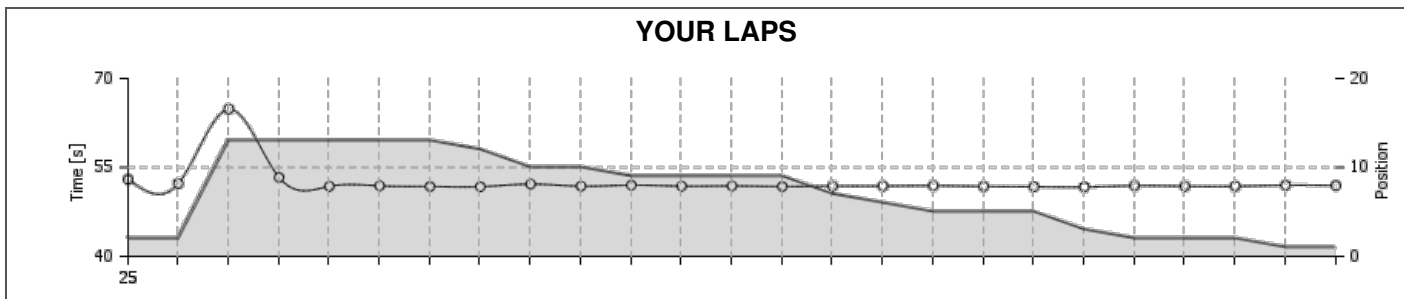


Position	Kart	Best Lap	Date
1	200 Jenss Lars Ole	51.690	25-07-2018



YOUR RESULTS

Lap	S1	S2	Lap time
1	29.301	23.695	52.996
2	28.673	23.608	52.281
3	28.493	36.341	01:04.834
4	29.746	23.569	53.315
5	28.334	23.480	51.814
6	28.389	23.500	51.889
7	28.262	23.516	51.778
8	28.277	23.470	51.747
9	28.461	23.720	52.181
10	28.293	23.539	51.832
11	28.288	23.719	52.007
12	28.332	23.507	51.839
13	28.299	23.573	51.872
14	28.284	23.494	51.778
15	28.332	23.517	51.849
16	28.276	23.577	51.853
17	28.370	23.550	51.920
18	28.308	23.484	51.792
19	28.331	23.410	51.741
20	28.254	23.436	51.690
21	28.426	23.484	51.910
22	28.376	23.452	51.828
23	28.159	23.657	51.816
24	28.414	23.577	51.991
25	28.363	23.586	51.949
IDEAL	28.159	23.410	51.569

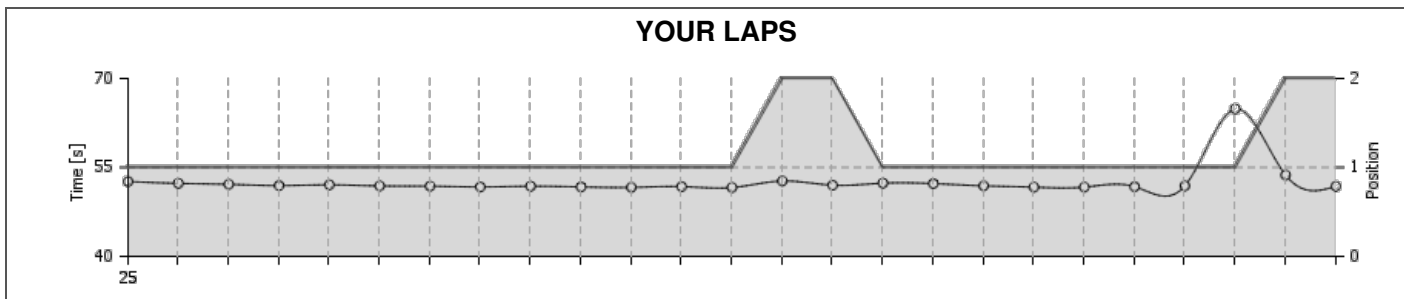
YOUR COMPETITORS

Pos	Driver	Kart	Best S1	Best S2	Best Lap	Gap
1	200 Jenss Lars Ole .	24	28.159	23.410	51.690	+00.000
2	94 Siese Maxi .	14	28.112	23.379	51.605	+01.128
3	101 Papke Sebastian .	26	28.270	23.279	51.621	+02.031
4	150 Nieroda Patryk .	6	28.330	23.354	51.709	+04.805
5	29 Neefs Peter .	16	28.304	23.349	51.716	+05.790
6	137 puyato opnithi .	12	28.392	23.315	51.747	+06.289
7	107 Pucka Piotr .	1	28.435	23.406	51.941	+12.975
8	61 Van der Gucht Yoeri .	25	28.376	23.473	51.876	+14.275
9	77 Dantas Thomas .	10	28.422	23.503	52.086	+15.032
10	188 Maucq Ferdinando .	15	28.586	23.432	52.153	+15.553
11	82 Wysocki Daniel .	8	28.651	23.608	52.353	+28.956
12	4 Soneson Hans .	17	28.665	23.703	52.527	+29.391
13	54 Checa Enrique .	18	28.595	23.771	52.484	+29.760
14	133 Wolyнка Piotr .	3	28.647	23.510	52.172	+31.195
15	90 Grajkowski Rafal .	11	28.702	23.522	52.248	+37.368
16	5 Gaiotto Paolo .	2	29.051	23.832	53.027	+1 LAP
17	122 Formini Rocco .	21	29.220	23.779	53.098	+1 LAP
18	117 Andrearczyk Krystian .	20	28.973	23.913	53.143	+1 LAP
19	177 Tomza Mariusz .	22	28.592	23.785	52.575	+1 LAP
THEORETICAL BEST LAP			28.112	23.279	51.391	

TRACK RECORDS

TOP DNIA			TOP TYGODNIA			TOP MIESIĄCA			TOP KONFIGURACJI			TOP KOBIEC		
#	Driver	Lap	#	Driver	Lap	#	Driver	Lap	#	Driver	Lap	#	Driver	Lap
1	100 Haarbosch Rico .	50.274	1	Romano Franssen .	49.511	1	Romano Franssen .	49.511	1	Romano Franssen .	49.511	1	PALECZKA E.	52.523
2	125 Kahlert Daniel .	50.301	2	Jakub Klęk .	49.527	2	Jakub Klęk .	49.527	2	Jakub Klęk .	49.527	2	MOTZ M.	54.835
3	29 Neefs Peter .	50.335	3	Jakub Olechowski .	49.614	3	Jakub Olechowski .	49.614	3	Jakub Olechowski .	49.614	3	VERSCHOOR T.	55.332
4	198 Pel Artur .	50.335	4	Mateusz Bartsch .	49.619	4	Mateusz Bartsch .	49.619	4	Mateusz Bartsch .	49.619	4	PRUCNAL K.	55.502
5	38 Logan Sougne .	50.377	5	Erik Berggren .	49.762	5	Erik Berggren .	49.762	5	Erik Berggren .	49.762	5	PRUCNAL K.	55.704
6	95 Verhoeven Christophe .	50.418	6	Dawid Chart .	49.798	6	Dawid Chart .	49.798	6	Dawid Chart .	49.798	6	PILAT K.	55.739
7	166 Franssen Romano .	50.424	7	Wojciech Stefaniuk .	49.807	7	Wojciech Stefaniuk .	49.807	7	Wojciech Stefaniuk .	49.807	7	---	00.000
8	179 Balneger Selina .	50.449	8	Lorenzo Stolk .	49.818	8	Lorenzo Stolk .	49.818	8	Lorenzo Stolk .	49.818	8	---	00.000
9	66 Holler Dennis .	50.463	9	Gaal Andras .	49.831	9	Gaal Andras .	49.831	9	Gaal Andras .	49.831	9	---	00.000
10	195 Lencses Balint .	50.493	10	Lars-Ole Jenss .	49.852	10	Lars-Ole Jenss .	49.852	10	Lars-Ole Jenss .	49.852	10	---	00.000

Position	Kart	Best Lap	Date
2	94 Siese Maxi	51.605	25-07-2018



YOUR RESULTS

Lap	S1	S2	Lap time
1	28.870	23.751	52.621
2	28.652	23.656	52.308
3	28.520	23.623	52.143
4	28.289	23.652	51.941
5	28.500	23.564	52.064
6	28.282	23.596	51.878
7	28.324	23.508	51.832
8	28.206	23.506	51.712
9	28.371	23.453	51.824
10	28.283	23.427	51.710
11	28.112	23.519	51.631
12	28.315	23.450	51.765
13	28.226	23.379	51.605
14	28.300	24.407	52.707
15	28.557	23.447	52.004
16	28.307	24.037	52.344
17	28.816	23.456	52.272
18	28.341	23.552	51.893
19	28.208	23.462	51.670
20	28.208	23.466	51.674
21	28.219	23.537	51.756
22	28.327	23.564	51.891
23	28.327	36.527	01:04.854
24	30.253	23.456	53.709
25	28.308	23.514	51.822
IDEAL	28.112	23.379	51.491

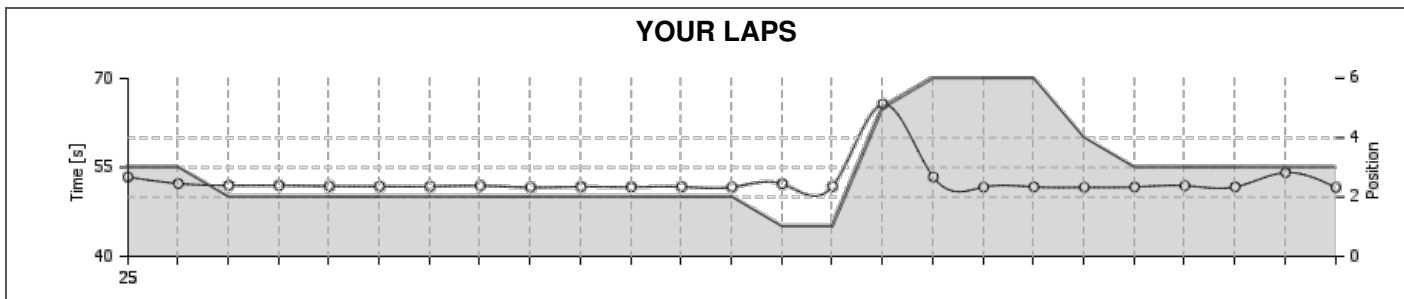
YOUR COMPETITORS

Pos	Driver	Kart	Best S1	Best S2	Best Lap	Gap
1	200 Jenss Lars Ole .	24	28.159	23.410	51.690	+00.000
2	94 Siese Maxi .	14	28.112	23.379	51.605	+01.128
3	101 Papke Sebastian .	26	28.270	23.279	51.621	+02.031
4	150 Nieroda Patryk .	6	28.330	23.354	51.709	+04.805
5	29 Neefs Peter .	16	28.304	23.349	51.716	+05.790
6	137 puyato opnithi .	12	28.392	23.315	51.747	+06.289
7	107 Pucka Piotr .	1	28.435	23.406	51.941	+12.975
8	61 Van der Gucht Yoeri .	25	28.376	23.473	51.876	+14.275
9	77 Dantas Thomas .	10	28.422	23.503	52.086	+15.032
10	188 Maucq Ferdinando .	15	28.586	23.432	52.153	+15.553
11	82 Wysocki Daniel .	8	28.651	23.608	52.353	+28.956
12	4 Soneson Hans .	17	28.665	23.703	52.527	+29.391
13	54 Checa Enrique .	18	28.595	23.771	52.484	+29.760
14	133 Wolyнка Piotr .	3	28.647	23.510	52.172	+31.195
15	90 Grajkowski Rafal .	11	28.702	23.522	52.248	+37.368
16	5 Gaiotto Paolo .	2	29.051	23.832	53.027	+1 LAP
17	122 Formini Rocco .	21	29.220	23.779	53.098	+1 LAP
18	117 Andrearczyk Krystian .	20	28.973	23.913	53.143	+1 LAP
19	177 Tomza Mariusz .	22	28.592	23.785	52.575	+1 LAP
THEORETICAL BEST LAP			28.112	23.279	51.391	

TRACK RECORDS

TOP DNIA			TOP TYGODNIA			TOP MIESIĄCA			TOP KONFIGURACJI			TOP KOBIEŃ		
#	Driver	Lap	#	Driver	Lap	#	Driver	Lap	#	Driver	Lap	#	Driver	Lap
1	100 Haarbosch Rico .	50.274	1	Romano Franssen .	49.511	1	Romano Franssen .	49.511	1	PALECZKA E.	52.523	1	PALECZKA E.	52.523
2	125 Kahlert Daniel .	50.301	2	Jakub Klęk .	49.527	2	Jakub Klęk .	49.527	2	MOTZ M.	54.835	2	MOTZ M.	54.835
3	29 Neefs Peter .	50.335	3	Jakub Olechowski .	49.614	3	Jakub Olechowski .	49.614	3	VERSCHOOR T.	55.332	3	VERSCHOOR T.	55.332
4	198 Pel Artur .	50.335	4	Mateusz Bartsch .	49.619	4	Mateusz Bartsch .	49.619	4	Mateusz Bartsch .	55.502	4	PRUCNAL K.	55.502
5	38 Logan Sougne .	50.377	5	Erik Berggren .	49.762	5	Erik Berggren .	49.762	5	Erik Berggren .	55.704	5	PRUCNAL K.	55.704
6	95 Verhoeven Christophe .	50.418	6	Dawid Chart .	49.798	6	Dawid Chart .	49.798	6	Dawid Chart .	55.739	6	PILAT K.	55.739
7	166 Franssen Romano .	50.424	7	Wojciech Stefaniuk .	49.807	7	Wojciech Stefaniuk .	49.807	7	Wojciech Stefaniuk .	00.000	7	--	00.000
8	179 Balneger Selina .	50.449	8	Lorenzo Stolk .	49.818	8	Lorenzo Stolk .	49.818	8	Lorenzo Stolk .	00.000	8	--	00.000
9	66 Holler Dennis .	50.463	9	Gaal Andras .	49.831	9	Gaal Andras .	49.831	9	Gaal Andras .	00.000	9	--	00.000
10	195 Lencses Balint .	50.493	10	Lars-Ole Jenss .	49.852	10	Lars-Ole Jenss .	49.852	10	Lars-Ole Jenss .	00.000	10	--	00.000

Position	Kart	Best Lap	Date
3	101 Papke Sebastian	Kart 26	51.621
			25-07-2018



YOUR RESULTS

Lap	S1	S2	Lap time
1	29.740	23.635	53.375
2	28.663	23.614	52.277
3	28.448	23.507	51.955
4	28.463	23.499	51.962
5	28.427	23.405	51.832
6	28.404	23.394	51.798
7	28.418	23.366	51.784
8	28.580	23.338	51.918
9	28.270	23.358	51.628
10	28.441	23.306	51.747
11	28.328	23.364	51.692
12	28.390	23.344	51.734
13	28.325	23.345	51.670
14	28.302	23.914	52.216
15	28.379	23.438	51.817
16	28.301	37.350	01:05.651
17	30.005	23.369	53.374
18	28.361	23.311	51.672
19	28.436	23.279	51.715
20	28.330	23.308	51.638
21	28.327	23.373	51.700
22	28.569	23.349	51.918
23	28.299	23.414	51.713
24	30.681	23.445	54.126
25	28.288	23.333	51.621
IDEAL	28.270	23.279	51.549

YOUR COMPETITORS

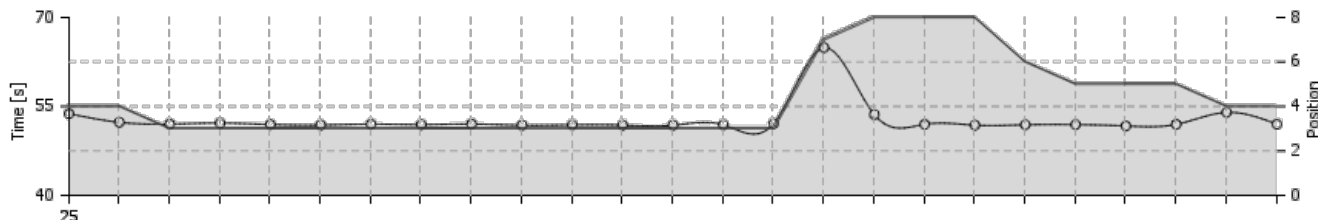
Pos	Driver	Kart	Best S1	Best S2	Best Lap	Gap
1	200 Jenss Lars Ole .	24	28.159	23.410	51.690	+00.000
2	94 Siese Maxi .	14	28.112	23.379	51.605	+01.128
3	101 Papke Sebastian .	26	28.270	23.279	51.621	+02.031
4	150 Nieroda Patryk .	6	28.330	23.354	51.709	+04.805
5	29 Neefs Peter .	16	28.304	23.349	51.716	+05.790
6	137 puyato opnithi .	12	28.392	23.315	51.747	+06.289
7	107 Pucka Piotr .	1	28.435	23.406	51.941	+12.975
8	61 Van der Gucht Yoeri .	25	28.376	23.473	51.876	+14.275
9	77 Dantas Thomas .	10	28.422	23.503	52.086	+15.032
10	188 Maucq Ferdinando .	15	28.586	23.432	52.153	+15.553
11	82 Wysocki Daniel .	8	28.651	23.608	52.353	+28.956
12	4 Soneson Hans .	17	28.665	23.703	52.527	+29.391
13	54 Checa Enrique .	18	28.595	23.771	52.484	+29.760
14	133 Wolylnka Piotr .	3	28.647	23.510	52.172	+31.195
15	90 Grajkowski Rafal .	11	28.702	23.522	52.248	+37.368
16	5 Gaiotto Paolo .	2	29.051	23.832	53.027	+1 LAP
17	122 Formini Rocco .	21	29.220	23.779	53.098	+1 LAP
18	117 Andrearczyk Krystian .	20	28.973	23.913	53.143	+1 LAP
19	177 Tomza Mariusz .	22	28.592	23.785	52.575	+1 LAP
THEORETICAL BEST LAP			28.112	23.279	51.391	

TRACK RECORDS

TOP DNIA			TOP TYGODNIA			TOP MIESIĄCA			TOP KONFIGURACJI			TOP KOBIEC		
#	Driver	Lap	#	Driver	Lap	#	Driver	Lap	#	Driver	Lap	#	Driver	Lap
1	100 Haarbosch Rico .	50.274	1	Romano Franssen .	49.511	1	Romano Franssen .	49.511	1	Romano Franssen .	49.511	1	PALECZKA E.	52.523
2	125 Kahlert Daniel .	50.301	2	Jakub Kłęk .	49.527	2	Jakub Kłęk .	49.527	2	Jakub Kłęk .	49.527	2	MOTZ M.	54.835
3	29 Neefs Peter .	50.335	3	Jakub Olechowski .	49.614	3	Jakub Olechowski .	49.614	3	Jakub Olechowski .	49.614	3	VERSCHOOR T.	55.332
4	198 Pel Artur .	50.335	4	Mateusz Bartsch .	49.619	4	Mateusz Bartsch .	49.619	4	Mateusz Bartsch .	49.619	4	PRUCNAL K.	55.502
5	38 Logan Sougne .	50.377	5	Erik Berggren .	49.762	5	Erik Berggren .	49.762	5	Erik Berggren .	49.762	5	PRUCNAL K.	55.704
6	95 Verhoeven Christophe .	50.418	6	Dawid Chart .	49.798	6	Dawid Chart .	49.798	6	Dawid Chart .	49.798	6	PILAT K.	55.739
7	166 Franssen Romano .	50.424	7	Wojciech Stefaniuk .	49.807	7	Wojciech Stefaniuk .	49.807	7	Wojciech Stefaniuk .	49.807	7	---	00.000
8	179 Balneger Selina .	50.449	8	Lorenzo Stolk .	49.818	8	Lorenzo Stolk .	49.818	8	Lorenzo Stolk .	49.818	8	---	00.000
9	66 Holler Dennis .	50.463	9	Gaal Andras .	49.831	9	Gaal Andras .	49.831	9	Gaal Andras .	49.831	9	---	00.000
10	195 Lencses Balint .	50.493	10	Lars-Ole Jenss .	49.852	10	Lars-Ole Jenss .	49.852	10	Lars-Ole Jenss .	49.852	10	---	00.000

Position **4** Kart **150 Nieroda Patryk** Best Lap **Kart 6 51.709** Date **25-07-2018**

YOUR LAPS



YOUR RESULTS

Lap	S1	S2	Lap time
1	30.064	23.718	53.782
2	28.747	23.570	52.317
3	28.508	23.520	52.028
4	28.524	23.659	52.183
5	28.495	23.457	51.952
6	28.414	23.439	51.853
7	28.520	23.488	52.008
8	28.532	23.398	51.930
9	28.571	23.456	52.027
10	28.433	23.388	51.821
11	28.523	23.361	51.884
12	28.441	23.399	51.840
13	28.447	23.380	51.827
14	28.483	23.407	51.890
15	28.740	23.354	52.094
16	28.538	36.377	01:04.915
17	30.167	23.449	53.616
18	28.492	23.495	51.987
19	28.450	23.389	51.839
20	28.464	23.435	51.899
21	28.520	23.412	51.932
22	28.330	23.379	51.709
23	28.427	23.543	51.970
24	29.901	24.090	53.991
25	28.482	23.531	52.013
IDEAL	28.330	23.354	51.684

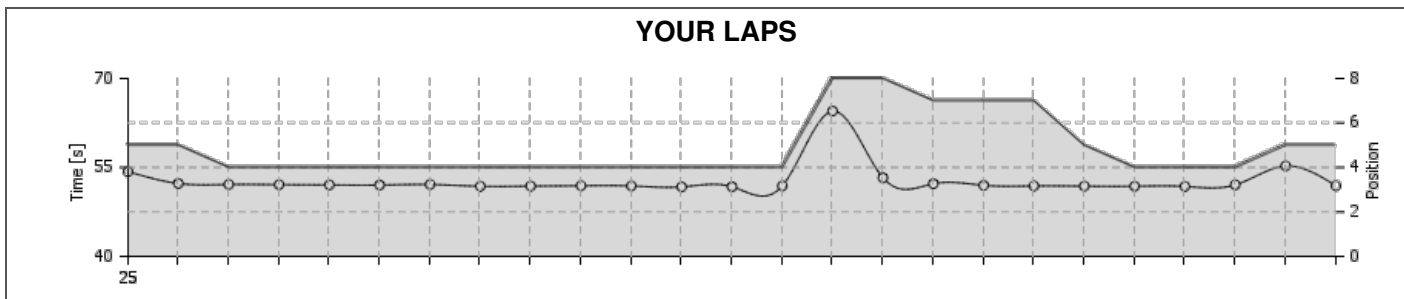
YOUR COMPETITORS

Pos	Driver	Kart	Best S1	Best S2	Best Lap	Gap
1	200 Jenss Lars Ole .	24	28.159	23.410	51.690	+00.000
2	94 Siese Maxi .	14	28.112	23.379	51.605	+01.128
3	101 Papke Sebastian .	26	28.270	23.279	51.621	+02.031
4	150 Nieroda Patryk .	6	28.330	23.354	51.709	+04.805
5	29 Neefs Peter .	16	28.304	23.349	51.716	+05.790
6	137 puyato opnithi .	12	28.392	23.315	51.747	+06.289
7	107 Pucka Piotr .	1	28.435	23.406	51.941	+12.975
8	61 Van der Gucht Yoeri .	25	28.376	23.473	51.876	+14.275
9	77 Dantas Thomas .	10	28.422	23.503	52.086	+15.032
10	188 Maucq Ferdinando .	15	28.586	23.432	52.153	+15.553
11	82 Wysocki Daniel .	8	28.651	23.608	52.353	+28.956
12	4 Soneson Hans .	17	28.665	23.703	52.527	+29.391
13	54 Checa Enrique .	18	28.595	23.771	52.484	+29.760
14	133 Wolyнка Piotr .	3	28.647	23.510	52.172	+31.195
15	90 Grajkowski Rafal .	11	28.702	23.522	52.248	+37.368
16	5 Gaiotto Paolo .	2	29.051	23.832	53.027	+1 LAP
17	122 Formini Rocco .	21	29.220	23.779	53.098	+1 LAP
18	117 Andrearczyk Krystian .	20	28.973	23.913	53.143	+1 LAP
19	177 Tomza Mariusz .	22	28.592	23.785	52.575	+1 LAP
THEORETICAL BEST LAP			28.112	23.279	51.391	

TRACK RECORDS

TOP DNIA			TOP TYGODNIA			TOP MIESIĄCA			TOP KONFIGURACJI			TOP KOBIEŃ		
#	Driver	Lap	#	Driver	Lap	#	Driver	Lap	#	Driver	Lap	#	Driver	Lap
1	100 Haarbosch Rico .	50.274	1	Romano Franssen .	49.511	1	Romano Franssen .	49.511	1	Romano Franssen .	49.511	1	PALECZKA E.	52.523
2	125 Kahler Daniel .	50.301	2	Jakub Klęk .	49.527	2	Jakub Klęk .	49.527	2	Jakub Klęk .	49.527	2	MOTZ M.	54.835
3	29 Neefs Peter .	50.335	3	Jakub Olechowski .	49.614	3	Jakub Olechowski .	49.614	3	Jakub Olechowski .	49.614	3	VERSCHOOR T.	55.332
4	198 Pel Artur .	50.335	4	Mateusz Bartsch .	49.619	4	Mateusz Bartsch .	49.619	4	Mateusz Bartsch .	49.619	4	PRUCNAL K.	55.502
5	38 Logan Sougne .	50.377	5	Erik Berggren .	49.762	5	Erik Berggren .	49.762	5	Erik Berggren .	49.762	5	PRUCNAL K.	55.704
6	95 Verhoeven Christophe .	50.418	6	Dawid Chart .	49.798	6	Dawid Chart .	49.798	6	Dawid Chart .	49.798	6	PILAT K.	55.739
7	166 Franssen Romano .	50.424	7	Wojciech Stefaniuk .	49.807	7	Wojciech Stefaniuk .	49.807	7	Wojciech Stefaniuk .	49.807	7	--	00.000
8	179 Balneger Selina .	50.449	8	Lorenzo Stolk .	49.818	8	Lorenzo Stolk .	49.818	8	Lorenzo Stolk .	49.818	8	--	00.000
9	66 Holler Dennis .	50.463	9	Gaal Andras .	49.831	9	Gaal Andras .	49.831	9	Gaal Andras .	49.831	9	--	00.000
10	195 Lencses Balint .	50.493	10	Lars-Ole Jenss .	49.852	10	Lars-Ole Jenss .	49.852	10	Lars-Ole Jenss .	49.852	10	--	00.000

Position	Kart	Best Lap	Date
5	29 Neefs Peter	Kart 16	51.716
			25-07-2018



YOUR RESULTS

Lap	S1	S2	Lap time
1	30.645	23.653	54.298
2	28.718	23.571	52.289
3	28.547	23.570	52.117
4	28.532	23.556	52.088
5	28.568	23.480	52.048
6	28.549	23.479	52.028
7	28.416	23.702	52.118
8	28.357	23.460	51.817
9	28.495	23.349	51.844
10	28.477	23.430	51.907
11	28.441	23.434	51.875
12	28.304	23.412	51.716
13	28.387	23.355	51.742
14	28.507	23.370	51.877
15	28.559	35.963	01:04.522
16	29.765	23.482	53.247
17	28.742	23.511	52.253
18	28.352	23.628	51.980
19	28.318	23.554	51.872
20	28.372	23.466	51.838
21	28.370	23.451	51.821
22	28.351	23.441	51.792
23	28.399	23.655	52.054
24	31.653	23.585	55.238
25	28.465	23.446	51.911
IDEAL	28.304	23.349	51.653

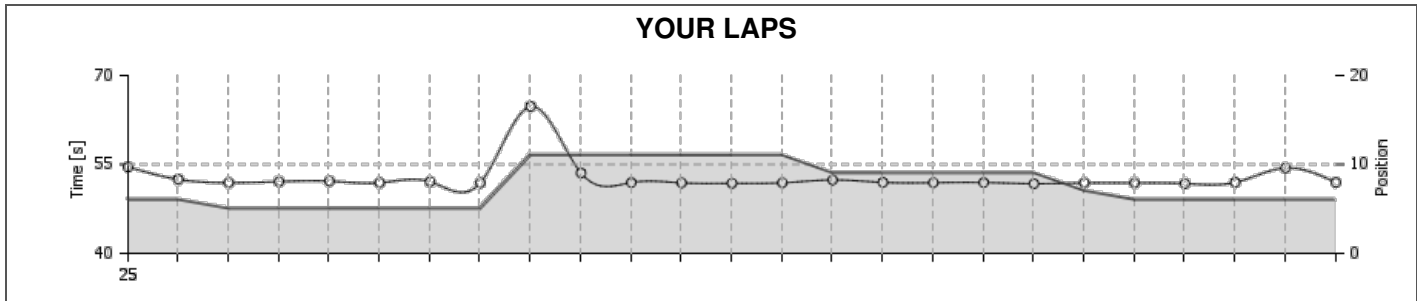
YOUR COMPETITORS

Pos	Driver	Kart	Best S1	Best S2	Best Lap	Gap
1	200 Jenss Lars Ole .	24	28.159	23.410	51.690	+00.000
2	94 Siese Maxi .	14	28.112	23.379	51.605	+01.128
3	101 Papke Sebastian .	26	28.270	23.279	51.621	+02.031
4	150 Nieroda Patryk .	6	28.330	23.354	51.709	+04.805
5	29 Neefs Peter .	16	28.304	23.349	51.716	+05.790
6	137 puyato opnithi .	12	28.392	23.315	51.747	+06.289
7	107 Pucka Piotr .	1	28.435	23.406	51.941	+12.975
8	61 Van der Gucht Yoeri .	25	28.376	23.473	51.876	+14.275
9	77 Dantas Thomas .	10	28.422	23.503	52.086	+15.032
10	188 Maucq Ferdinando .	15	28.586	23.432	52.153	+15.553
11	82 Wysocki Daniel .	8	28.651	23.608	52.353	+28.956
12	4 Soneson Hans .	17	28.665	23.703	52.527	+29.391
13	54 Checa Enrique .	18	28.595	23.771	52.484	+29.760
14	133 Wolyнка Piotr .	3	28.647	23.510	52.172	+31.195
15	90 Grajkowski Rafal .	11	28.702	23.522	52.248	+37.368
16	5 Gaiotto Paolo .	2	29.051	23.832	53.027	+1 LAP
17	122 Formini Rocco .	21	29.220	23.779	53.098	+1 LAP
18	117 Andrearczyk Krystian .	20	28.973	23.913	53.143	+1 LAP
19	177 Tomza Mariusz .	22	28.592	23.785	52.575	+1 LAP
THEORETICAL BEST LAP			28.112	23.279	51.391	

TRACK RECORDS

TOP DNIA			TOP TYGODNIA			TOP MIESIĄCA			TOP KONFIGURACJI			TOP KOBIET		
#	Driver	Lap	#	Driver	Lap	#	Driver	Lap	#	Driver	Lap	#	Driver	Lap
1	100 Haarbosch Rico .	50.274	1	Romano Franssen .	49.511	1	Romano Franssen .	49.511	1	Romano Franssen .	49.511	1	PALECZKA E.	52.523
2	125 Kahler Daniel .	50.301	2	Jakub Klęk .	49.527	2	Jakub Klęk .	49.527	2	Jakub Klęk .	49.527	2	MOTZ M.	54.835
3	29 Neefs Peter .	50.335	3	Jakub Olechowski .	49.614	3	Jakub Olechowski .	49.614	3	Jakub Olechowski .	49.614	3	VERSCHOOR T.	55.332
4	198 Pel Artur .	50.335	4	Mateusz Bartsch .	49.619	4	Mateusz Bartsch .	49.619	4	Mateusz Bartsch .	49.619	4	PRUCNAL K.	55.502
5	38 Logan Sougne .	50.377	5	Erik Berggren .	49.762	5	Erik Berggren .	49.762	5	Erik Berggren .	49.762	5	PRUCNAL K.	55.704
6	95 Verhoeven Christophe .	50.418	6	Dawid Chart .	49.798	6	Dawid Chart .	49.798	6	Dawid Chart .	49.798	6	PILAT K.	55.739
7	166 Franssen Romano .	50.424	7	Wojciech Stefaniuk .	49.807	7	Wojciech Stefaniuk .	49.807	7	Wojciech Stefaniuk .	49.807	7	--	00.000
8	179 Balneger Selina .	50.449	8	Lorenzo Stolk .	49.818	8	Lorenzo Stolk .	49.818	8	Lorenzo Stolk .	49.818	8	--	00.000
9	66 Holler Dennis .	50.463	9	Gaal Andras .	49.831	9	Gaal Andras .	49.831	9	Gaal Andras .	49.831	9	--	00.000
10	195 Lencses Balint .	50.493	10	Lars-Ole Jenss .	49.852	10	Lars-Ole Jenss .	49.852	10	Lars-Ole Jenss .	49.852	10	--	00.000

Position	Kart	Best Lap	Date
6	Kart 12	51.747	25-07-2018



YOUR RESULTS

Lap	S1	S2	Lap time
1	30.946	23.623	54.569
2	28.961	23.512	52.473
3	28.514	23.392	51.906
4	28.631	23.465	52.096
5	28.724	23.453	52.177
6	28.552	23.351	51.903
7	28.524	23.551	52.075
8	28.548	23.348	51.896
9	28.594	36.184	01:04.778
10	30.139	23.414	53.553
11	28.525	23.420	51.945
12	28.514	23.376	51.890
13	28.456	23.349	51.805
14	28.528	23.366	51.894
15	28.509	23.870	52.379
16	28.598	23.372	51.970
17	28.530	23.386	51.916
18	28.600	23.349	51.949
19	28.392	23.355	51.747
20	28.501	23.371	51.872
21	28.481	23.396	51.877
22	28.454	23.315	51.769
23	28.437	23.528	51.965
24	30.933	23.475	54.408
25	28.598	23.381	51.979
IDEAL	28.392	23.315	51.707

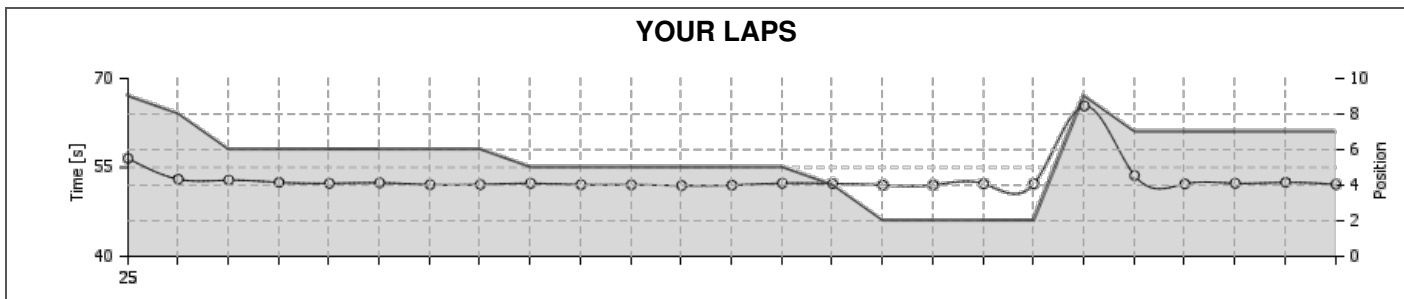
YOUR COMPETITORS

Pos	Driver	Kart	Best S1	Best S2	Best Lap	Gap
1	200 Jenss Lars Ole .	24	28.159	23.410	51.690	+00.000
2	94 Siese Maxi .	14	28.112	23.379	51.605	+01.128
3	101 Papke Sebastian .	26	28.270	23.279	51.621	+02.031
4	150 Nieroda Patryk .	6	28.330	23.354	51.709	+04.805
5	29 Neefs Peter .	16	28.304	23.349	51.716	+05.790
6	137 puyato opnithi .	12	28.392	23.315	51.747	+06.289
7	107 Pucka Piotr .	1	28.435	23.406	51.941	+12.975
8	61 Van der Gucht Yoeri .	25	28.376	23.473	51.876	+14.275
9	77 Dantas Thomas .	10	28.422	23.503	52.086	+15.032
10	188 Maucq Ferdinando .	15	28.586	23.432	52.153	+15.553
11	82 Wysocki Daniel .	8	28.651	23.608	52.353	+28.956
12	4 Soneson Hans .	17	28.665	23.703	52.527	+29.391
13	54 Checa Enrique .	18	28.595	23.771	52.484	+29.760
14	133 Wolyнка Piotr .	3	28.647	23.510	52.172	+31.195
15	90 Grajkowski Rafal .	11	28.702	23.522	52.248	+37.368
16	5 Gaiotto Paolo .	2	29.051	23.832	53.027	+1 LAP
17	122 Formini Rocco .	21	29.220	23.779	53.098	+1 LAP
18	117 Andrearczyk Krystian .	20	28.973	23.913	53.143	+1 LAP
19	177 Tomza Mariusz .	22	28.592	23.785	52.575	+1 LAP
THEORETICAL BEST LAP			28.112	23.279	51.391	

TRACK RECORDS

TOP DNIA			TOP TYGODNIA			TOP MIESIĄCA			TOP KONFIGURACJI			TOP KOBIEŃ		
#	Driver	Lap	#	Driver	Lap	#	Driver	Lap	#	Driver	Lap	#	Driver	Lap
1	100 Haarbosch Rico .	50.274	1	Romano Franssen .	49.511	1	Romano Franssen .	49.511	1	Romano Franssen .	49.511	1	PALECZKA E.	52.523
2	125 Kahlert Daniel .	50.301	2	Jakub Klęk .	49.527	2	Jakub Klęk .	49.527	2	Jakub Klęk .	49.527	2	MOTZ M.	54.835
3	29 Neefs Peter .	50.335	3	Jakub Olechowski .	49.614	3	Jakub Olechowski .	49.614	3	Jakub Olechowski .	49.614	3	VERSCHOOR T.	55.332
4	198 Pel Artur .	50.335	4	Mateusz Bartsch .	49.619	4	Mateusz Bartsch .	49.619	4	Mateusz Bartsch .	49.619	4	PRUCNAL K.	55.502
5	38 Logan Sougne .	50.377	5	Erik Berggren .	49.762	5	Erik Berggren .	49.762	5	Erik Berggren .	49.762	5	PRUCNAL K.	55.704
6	95 Verhoeven Christophe .	50.418	6	Dawid Chart .	49.798	6	Dawid Chart .	49.798	6	Dawid Chart .	49.798	6	PILAT K.	55.739
7	166 Franssen Romano .	50.424	7	Wojciech Stefaniuk .	49.807	7	Wojciech Stefaniuk .	49.807	7	Wojciech Stefaniuk .	49.807	7	--	00.000
8	179 Balneger Selina .	50.449	8	Lorenzo Stolk .	49.818	8	Lorenzo Stolk .	49.818	8	Lorenzo Stolk .	49.818	8	--	00.000
9	66 Holler Dennis .	50.463	9	Gaal Andras .	49.831	9	Gaal Andras .	49.831	9	Gaal Andras .	49.831	9	--	00.000
10	195 Lencses Balint .	50.493	10	Lars-Ole Jenss .	49.852	10	Lars-Ole Jenss .	49.852	10	Lars-Ole Jenss .	49.852	10	--	00.000

Position	Kart	Best Lap	Date
7	107 Pucka Piotr	Kart 1	51.941
			25-07-2018



YOUR RESULTS

Lap	S1	S2	Lap time
1	32.754	23.767	56.521
2	29.357	23.651	53.008
3	29.172	23.670	52.842
4	28.699	23.778	52.477
5	28.677	23.630	52.307
6	28.708	23.694	52.402
7	28.495	23.593	52.088
8	28.514	23.602	52.116
9	28.691	23.619	52.310
10	28.532	23.550	52.082
11	28.453	23.612	52.065
12	28.435	23.506	51.941
13	28.553	23.450	52.003
14	28.641	23.688	52.329
15	28.671	23.607	52.278
16	28.502	23.507	52.009
17	28.632	23.406	52.038
18	28.700	23.561	52.261
19	28.652	23.595	52.247
20	28.579	36.779	01:05.358
21	30.028	23.601	53.629
22	28.691	23.540	52.231
23	28.567	23.747	52.314
24	28.936	23.537	52.473
25	28.501	23.647	52.148
IDEAL	28.435	23.406	51.841

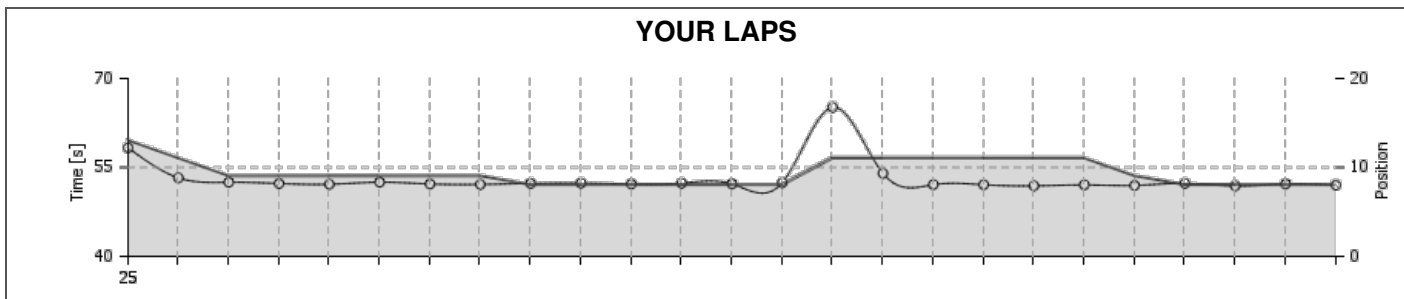
YOUR COMPETITORS

Pos	Driver	Kart	Best S1	Best S2	Best Lap	Gap
1	200 Jenss Lars Ole .	24	28.159	23.410	51.690	+00.000
2	94 Siese Maxi .	14	28.112	23.379	51.605	+01.128
3	101 Papke Sebastian .	26	28.270	23.279	51.621	+02.031
4	150 Nieroda Patryk .	6	28.330	23.354	51.709	+04.805
5	29 Neefs Peter .	16	28.304	23.349	51.716	+05.790
6	137 puyato opnithi .	12	28.392	23.315	51.747	+06.289
7	107 Pucka Piotr .	1	28.435	23.406	51.941	+12.975
8	61 Van der Gucht Yoeri .	25	28.376	23.473	51.876	+14.275
9	77 Dantas Thomas .	10	28.422	23.503	52.086	+15.032
10	188 Maucq Ferdinando .	15	28.586	23.432	52.153	+15.553
11	82 Wysocki Daniel .	8	28.651	23.608	52.353	+28.956
12	4 Soneson Hans .	17	28.665	23.703	52.527	+29.391
13	54 Checa Enrique .	18	28.595	23.771	52.484	+29.760
14	133 Wolyнка Piotr .	3	28.647	23.510	52.172	+31.195
15	90 Grajkowski Rafal .	11	28.702	23.522	52.248	+37.368
16	5 Gaiotto Paolo .	2	29.051	23.832	53.027	+1 LAP
17	122 Formini Rocco .	21	29.220	23.779	53.098	+1 LAP
18	117 Andrearczyk Krystian .	20	28.973	23.913	53.143	+1 LAP
19	177 Tomza Mariusz .	22	28.592	23.785	52.575	+1 LAP
THEORETICAL BEST LAP			28.112	23.279	51.391	

TRACK RECORDS

TOP DNIA			TOP TYGODNIA			TOP MIESIĄCA			TOP KONFIGURACJI			TOP KOBIECI		
#	Driver	Lap	#	Driver	Lap	#	Driver	Lap	#	Driver	Lap	#	Driver	Lap
1	100 Haarbosch Rico .	50.274	1	Romano Franssen .	49.511	1	Romano Franssen .	49.511	1	Romano Franssen .	49.511	1	PALECZKA E.	52.523
2	125 Kahlert Daniel .	50.301	2	Jakub Klęk .	49.527	2	Jakub Klęk .	49.527	2	Jakub Klęk .	49.527	2	MOTZ M.	54.835
3	29 Neefs Peter .	50.335	3	Jakub Olechowski .	49.614	3	Jakub Olechowski .	49.614	3	Jakub Olechowski .	49.614	3	VERSCHOOR T.	55.332
4	198 Pel Artur .	50.335	4	Mateusz Bartsch .	49.619	4	Mateusz Bartsch .	49.619	4	Mateusz Bartsch .	49.619	4	PRUCNAL K.	55.502
5	38 Logan Sougne .	50.377	5	Erik Berggren .	49.762	5	Erik Berggren .	49.762	5	Erik Berggren .	49.762	5	PRUCNAL K.	55.704
6	95 Verhoeven Christophe .	50.418	6	Dawid Chart .	49.798	6	Dawid Chart .	49.798	6	Dawid Chart .	49.798	6	PILAT K.	55.739
7	166 Franssen Romano .	50.424	7	Wojciech Stefaniuk .	49.807	7	Wojciech Stefaniuk .	49.807	7	Wojciech Stefaniuk .	49.807	7	--	00.000
8	179 Balneger Selina .	50.449	8	Lorenzo Stolk .	49.818	8	Lorenzo Stolk .	49.818	8	Lorenzo Stolk .	49.818	8	--	00.000
9	66 Holler Dennis .	50.463	9	Gaal Andras .	49.831	9	Gaal Andras .	49.831	9	Gaal Andras .	49.831	9	--	00.000
10	195 Lencses Balint .	50.493	10	Lars-Ole Jenss .	49.852	10	Lars-Ole Jenss .	49.852	10	Lars-Ole Jenss .	49.852	10	--	00.000

Position	Kart	Best Lap	Date
8	61 Van der Gucht Yoeri	Kart 25	51.876
			25-07-2018



YOUR RESULTS

Lap	S1	S2	Lap time
1	34.485	23.827	58.312
2	29.177	24.058	53.235
3	28.935	23.562	52.497
4	28.692	23.591	52.283
5	28.621	23.533	52.154
6	29.008	23.501	52.509
7	28.686	23.517	52.203
8	28.569	23.561	52.130
9	28.713	23.584	52.297
10	28.842	23.510	52.352
11	28.676	23.524	52.200
12	28.700	23.637	52.337
13	28.673	23.536	52.209
14	28.896	23.523	52.419
15	28.731	36.422	01:05.153
16	30.387	23.606	53.993
17	28.551	23.541	52.092
18	28.559	23.519	52.078
19	28.417	23.473	51.890
20	28.512	23.537	52.049
21	28.422	23.545	51.967
22	28.816	23.498	52.314
23	28.376	23.500	51.876
24	28.665	23.535	52.200
25	28.535	23.493	52.028
IDEAL	28.376	23.473	51.849

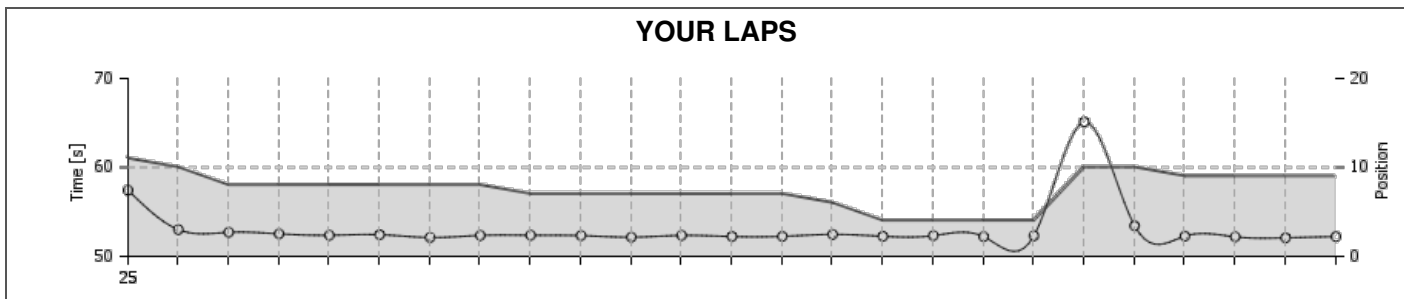
YOUR COMPETITORS

Pos	Driver	Kart	Best S1	Best S2	Best Lap	Gap
1	200 Jenss Lars Ole .	24	28.159	23.410	51.690	+00.000
2	94 Siese Maxi .	14	28.112	23.379	51.605	+01.128
3	101 Papke Sebastian .	26	28.270	23.279	51.621	+02.031
4	150 Nieroda Patryk .	6	28.330	23.354	51.709	+04.805
5	29 Neefs Peter .	16	28.304	23.349	51.716	+05.790
6	137 puyato opnithi .	12	28.392	23.315	51.747	+06.289
7	107 Pucka Piotr .	1	28.435	23.406	51.941	+12.975
8	61 Van der Gucht Yoeri .	25	28.376	23.473	51.876	+14.275
9	77 Dantas Thomas .	10	28.422	23.503	52.086	+15.032
10	188 Maucq Ferdinando .	15	28.586	23.432	52.153	+15.553
11	82 Wysocki Daniel .	8	28.651	23.608	52.353	+28.956
12	4 Soneson Hans .	17	28.665	23.703	52.527	+29.391
13	54 Checa Enrique .	18	28.595	23.771	52.484	+29.760
14	133 Wolyнка Piotr .	3	28.647	23.510	52.172	+31.195
15	90 Grajkowski Rafal .	11	28.702	23.522	52.248	+37.368
16	5 Gaiotto Paolo .	2	29.051	23.832	53.027	+1 LAP
17	122 Formini Rocco .	21	29.220	23.779	53.098	+1 LAP
18	117 Andrearczyk Krystian .	20	28.973	23.913	53.143	+1 LAP
19	177 Tomza Mariusz .	22	28.592	23.785	52.575	+1 LAP
THEORETICAL BEST LAP			28.112	23.279	51.391	

TRACK RECORDS

TOP DNIA			TOP TYGODNIA			TOP MIESIĄCA			TOP KONFIGURACJI			TOP KOBIECI		
#	Driver	Lap	#	Driver	Lap	#	Driver	Lap	#	Driver	Lap	#	Driver	Lap
1	100 Haarbosch Rico .	50.274	1	Romano Franssen .	49.511	1	Romano Franssen .	49.511	1	Romano Franssen .	49.511	1	PALECZKA E.	52.523
2	125 Kahler Daniel .	50.301	2	Jakub Klęk .	49.527	2	Jakub Klęk .	49.527	2	Jakub Klęk .	49.527	2	MOTZ M.	54.835
3	29 Neefs Peter .	50.335	3	Jakub Olechowski .	49.614	3	Jakub Olechowski .	49.614	3	Jakub Olechowski .	49.614	3	VERSCHOOR T.	55.332
4	198 Pel Artur .	50.335	4	Mateusz Bartsch .	49.619	4	Mateusz Bartsch .	49.619	4	Mateusz Bartsch .	49.619	4	PRUCNAL K.	55.502
5	38 Logan Sougne .	50.377	5	Erik Berggren .	49.762	5	Erik Berggren .	49.762	5	Erik Berggren .	49.762	5	PRUCNAL K.	55.704
6	95 Verhoeven Christophe .	50.418	6	Dawid Chart .	49.798	6	Dawid Chart .	49.798	6	Dawid Chart .	49.798	6	PILAT K.	55.739
7	166 Franssen Romano .	50.424	7	Wojciech Stefaniuk .	49.807	7	Wojciech Stefaniuk .	49.807	7	Wojciech Stefaniuk .	49.807	7	--	00.000
8	179 Balneger Selina .	50.449	8	Lorenzo Stolk .	49.818	8	Lorenzo Stolk .	49.818	8	Lorenzo Stolk .	49.818	8	--	00.000
9	66 Holler Dennis .	50.463	9	Gaal Andras .	49.831	9	Gaal Andras .	49.831	9	Gaal Andras .	49.831	9	--	00.000
10	195 Lencses Balint .	50.493	10	Lars-Ole Jenss .	49.852	10	Lars-Ole Jenss .	49.852	10	Lars-Ole Jenss .	49.852	10	--	00.000

Position	Kart	Best Lap	Date
9	77 Dantas Thomas	Kart 10	52.086
			25-07-2018



YOUR RESULTS

Lap	S1	S2	Lap time
1	33.594	23.838	57.432
2	29.094	23.910	53.004
3	28.925	23.778	52.703
4	28.699	23.830	52.529
5	28.782	23.590	52.372
6	28.830	23.606	52.436
7	28.539	23.578	52.117
8	28.738	23.616	52.354
9	28.719	23.653	52.372
10	28.725	23.609	52.334
11	28.605	23.548	52.153
12	28.737	23.619	52.356
13	28.615	23.612	52.227
14	28.615	23.634	52.249
15	28.895	23.571	52.466
16	28.571	23.682	52.253
17	28.626	23.701	52.327
18	28.668	23.548	52.216
19	28.791	23.523	52.314
20	28.708	36.394	01:05.102
21	29.919	23.520	53.439
22	28.774	23.503	52.277
23	28.422	23.770	52.192
24	28.535	23.551	52.086
25	28.610	23.614	52.224
IDEAL	28.422	23.503	51.925

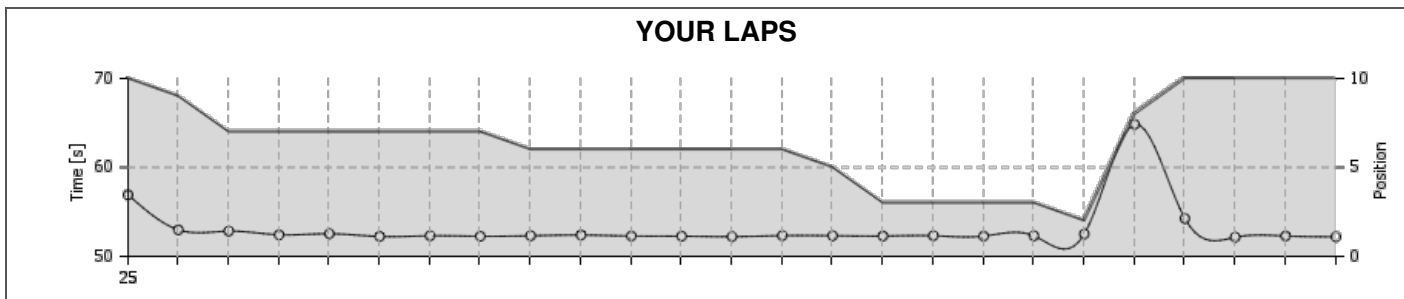
YOUR COMPETITORS

Pos	Driver	Kart	Best S1	Best S2	Best Lap	Gap
1	200 Jenss Lars Ole .	24	28.159	23.410	51.690	+00.000
2	94 Siese Maxi .	14	28.112	23.379	51.605	+01.128
3	101 Papke Sebastian .	26	28.270	23.279	51.621	+02.031
4	150 Nieroda Patryk .	6	28.330	23.354	51.709	+04.805
5	29 Neefs Peter .	16	28.304	23.349	51.716	+05.790
6	137 puyato opnithi .	12	28.392	23.315	51.747	+06.289
7	107 Pucka Piotr .	1	28.435	23.406	51.941	+12.975
8	61 Van der Gucht Yoeri .	25	28.376	23.473	51.876	+14.275
9	77 Dantas Thomas .	10	28.422	23.503	52.086	+15.032
10	188 Maucq Ferdinando .	15	28.586	23.432	52.153	+15.553
11	82 Wysocki Daniel .	8	28.651	23.608	52.353	+28.956
12	4 Soneson Hans .	17	28.665	23.703	52.527	+29.391
13	54 Checa Enrique .	18	28.595	23.771	52.484	+29.760
14	133 Wolyнка Piotr .	3	28.647	23.510	52.172	+31.195
15	90 Grajkowski Rafal .	11	28.702	23.522	52.248	+37.368
16	5 Gaiotto Paolo .	2	29.051	23.832	53.027	+1 LAP
17	122 Formini Rocco .	21	29.220	23.779	53.098	+1 LAP
18	117 Andrearczyk Krystian .	20	28.973	23.913	53.143	+1 LAP
19	177 Tomza Mariusz .	22	28.592	23.785	52.575	+1 LAP
THEORETICAL BEST LAP			28.112	23.279	51.391	

TRACK RECORDS

TOP DNIA			TOP TYGODNIA			TOP MIESIĄCA			TOP KONFIGURACJI			TOP KOBIEŃ		
#	Driver	Lap	#	Driver	Lap	#	Driver	Lap	#	Driver	Lap	#	Driver	Lap
1	100 Haarbosch Rico .	50.274	1	Romano Franssen .	49.511	1	Romano Franssen .	49.511	1	PALECZKA E.	52.523	1	PALECZKA E.	52.523
2	125 Kahlert Daniel .	50.301	2	Jakub Kłęk .	49.527	2	Jakub Kłęk .	49.527	2	Jakub Kłęk .	49.527	2	MOTZ M.	54.835
3	29 Neefs Peter .	50.335	3	Jakub Olechowski .	49.614	3	Jakub Olechowski .	49.614	3	Jakub Olechowski .	49.614	3	VERSCHOOR T.	55.332
4	198 Pel Artur .	50.335	4	Mateusz Bartsch .	49.619	4	Mateusz Bartsch .	49.619	4	Mateusz Bartsch .	49.619	4	PRUCNAL K.	55.502
5	38 Logan Sougne .	50.377	5	Erik Berggren .	49.762	5	Erik Berggren .	49.762	5	Erik Berggren .	49.762	5	PRUCNAL K.	55.704
6	95 Verhoeven Christophe .	50.418	6	Dawid Chart .	49.798	6	Dawid Chart .	49.798	6	Dawid Chart .	49.798	6	PILAT K.	55.739
7	166 Franssen Romano .	50.424	7	Wojciech Stefaniuk .	49.807	7	Wojciech Stefaniuk .	49.807	7	Wojciech Stefaniuk .	49.807	7	---	00.000
8	179 Balneger Selina .	50.449	8	Lorenzo Stolk .	49.818	8	Lorenzo Stolk .	49.818	8	Lorenzo Stolk .	49.818	8	---	00.000
9	66 Holler Dennis .	50.463	9	Gaal Andras .	49.831	9	Gaal Andras .	49.831	9	Gaal Andras .	49.831	9	---	00.000
10	195 Lencses Balint .	50.493	10	Lars-Ole Jenss .	49.852	10	Lars-Ole Jenss .	49.852	10	Lars-Ole Jenss .	49.852	10	---	00.000

Position	Kart	Best Lap	Date
10	Kart 15	52.153	25-07-2018
188 Maucq Ferdinando			



YOUR RESULTS

Lap	S1	S2	Lap time
1	33.196	23.724	56.920
2	29.321	23.660	52.981
3	29.094	23.741	52.835
4	28.835	23.591	52.426
5	29.045	23.497	52.542
6	28.655	23.580	52.235
7	28.642	23.667	52.309
8	28.727	23.535	52.262
9	28.790	23.524	52.314
10	28.908	23.487	52.395
11	28.722	23.564	52.286
12	28.716	23.552	52.268
13	28.711	23.503	52.214
14	28.657	23.672	52.329
15	28.887	23.432	52.319
16	28.659	23.626	52.285
17	28.797	23.518	52.315
18	28.726	23.550	52.276
19	28.834	23.473	52.307
20	28.825	23.681	52.506
21	28.864	35.975	01:04.839
22	30.619	23.631	54.250
23	28.586	23.567	52.153
24	28.740	23.548	52.288
25	28.620	23.581	52.201
IDEAL	28.586	23.432	52.018

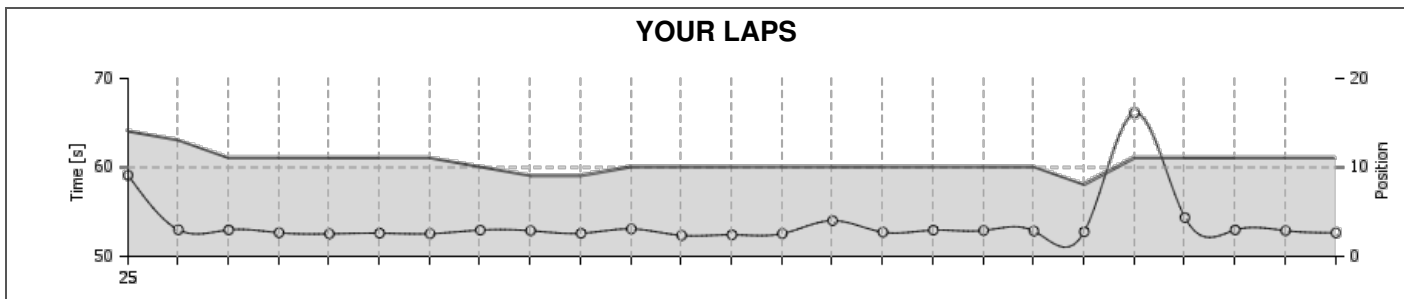
YOUR COMPETITORS

Pos	Driver	Kart	Best S1	Best S2	Best Lap	Gap
1	200 Jenss Lars Ole .	24	28.159	23.410	51.690	+00.000
2	94 Siese Maxi .	14	28.112	23.379	51.605	+01.128
3	101 Papke Sebastian .	26	28.270	23.279	51.621	+02.031
4	150 Nieroda Patryk .	6	28.330	23.354	51.709	+04.805
5	29 Neefs Peter .	16	28.304	23.349	51.716	+05.790
6	137 puyato opnithi .	12	28.392	23.315	51.747	+06.289
7	107 Pucka Piotr .	1	28.435	23.406	51.941	+12.975
8	61 Van der Gucht Yoeri .	25	28.376	23.473	51.876	+14.275
9	77 Dantas Thomas .	10	28.422	23.503	52.086	+15.032
10	188 Maucq Ferdinando .	15	28.586	23.432	52.153	+15.553
11	82 Wysocki Daniel .	8	28.651	23.608	52.353	+28.956
12	4 Soneson Hans .	17	28.665	23.703	52.527	+29.391
13	54 Checa Enrique .	18	28.595	23.771	52.484	+29.760
14	133 Wolyнка Piotr .	3	28.647	23.510	52.172	+31.195
15	90 Grajkowski Rafal .	11	28.702	23.522	52.248	+37.368
16	5 Gaiotto Paolo .	2	29.051	23.832	53.027	+1 LAP
17	122 Formini Rocco .	21	29.220	23.779	53.098	+1 LAP
18	117 Andrearczyk Krystian .	20	28.973	23.913	53.143	+1 LAP
19	177 Tomza Mariusz .	22	28.592	23.785	52.575	+1 LAP
THEORETICAL BEST LAP			28.112	23.279	51.391	

TRACK RECORDS

TOP DNIA			TOP TYGODNIA			TOP MIESIĄCA			TOP KONFIGURACJI			TOP KOBIEŃ		
#	Driver	Lap	#	Driver	Lap	#	Driver	Lap	#	Driver	Lap	#	Driver	Lap
1	100 Haarbosch Rico .	50.274	1	Romano Franssen .	49.511	1	Romano Franssen .	49.511	1	Romano Franssen .	49.511	1	PALECZKA E.	52.523
2	125 Kahlert Daniel .	50.301	2	Jakub Klęk .	49.527	2	Jakub Klęk .	49.527	2	Jakub Klęk .	49.527	2	MOTZ M.	54.835
3	29 Neefs Peter .	50.335	3	Jakub Olechowski .	49.614	3	Jakub Olechowski .	49.614	3	Jakub Olechowski .	49.614	3	VERSCHOOR T.	55.332
4	198 Pel Artur .	50.335	4	Mateusz Bartsch .	49.619	4	Mateusz Bartsch .	49.619	4	Mateusz Bartsch .	49.619	4	PRUCNAL K.	55.502
5	38 Logan Sougne .	50.377	5	Erik Berggren .	49.762	5	Erik Berggren .	49.762	5	Erik Berggren .	49.762	5	PRUCNAL K.	55.704
6	95 Verhoeven Christophe .	50.418	6	Dawid Chart .	49.798	6	Dawid Chart .	49.798	6	Dawid Chart .	49.798	6	PILAT K.	55.739
7	166 Franssen Romano .	50.424	7	Wojciech Stefaniuk .	49.807	7	Wojciech Stefaniuk .	49.807	7	Wojciech Stefaniuk .	49.807	7	--	00.000
8	179 Balneger Selina .	50.449	8	Lorenzo Stolk .	49.818	8	Lorenzo Stolk .	49.818	8	Lorenzo Stolk .	49.818	8	--	00.000
9	66 Holler Dennis .	50.463	9	Gaal Andras .	49.831	9	Gaal Andras .	49.831	9	Gaal Andras .	49.831	9	--	00.000
10	195 Lencses Balint .	50.493	10	Lars-Ole Jenss .	49.852	10	Lars-Ole Jenss .	49.852	10	Lars-Ole Jenss .	49.852	10	--	00.000

Position	Kart	Best Lap	Date
11	Kart 8	52.353	25-07-2018
82 Wysocki Daniel			



YOUR RESULTS

Lap	S1	S2	Lap time
1	35.186	23.938	59.124
2	29.172	23.814	52.986
3	29.126	23.849	52.975
4	28.893	23.764	52.657
5	28.804	23.729	52.533
6	28.919	23.689	52.608
7	28.749	23.800	52.549
8	28.971	23.980	52.951
9	29.066	23.814	52.880
10	28.779	23.811	52.590
11	28.851	24.234	53.085
12	28.745	23.608	52.353
13	28.651	23.773	52.424
14	28.782	23.770	52.552
15	28.912	25.108	54.020
16	28.854	23.862	52.716
17	29.005	23.942	52.947
18	28.906	23.999	52.905
19	28.905	23.942	52.847
20	28.863	23.897	52.760
21	29.219	36.905	01:06.124
22	30.441	23.925	54.366
23	28.958	24.014	52.972
24	28.973	23.912	52.885
25	28.832	23.817	52.649
IDEAL	28.651	23.608	52.259

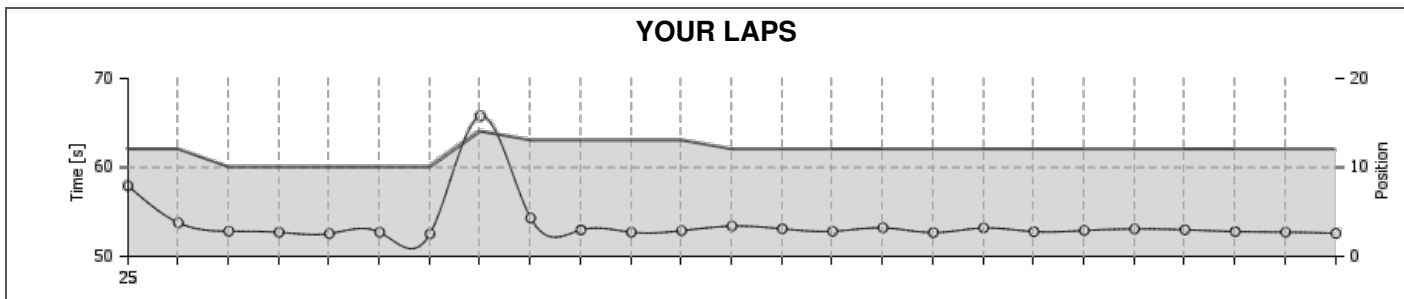
YOUR COMPETITORS

Pos	Driver	Kart	Best S1	Best S2	Best Lap	Gap
1	200 Jenss Lars Ole .	24	28.159	23.410	51.690	+00.000
2	94 Siese Maxi .	14	28.112	23.379	51.605	+01.128
3	101 Papke Sebastian .	26	28.270	23.279	51.621	+02.031
4	150 Nieroda Patryk .	6	28.330	23.354	51.709	+04.805
5	29 Neefs Peter .	16	28.304	23.349	51.716	+05.790
6	137 puyato opnithi .	12	28.392	23.315	51.747	+06.289
7	107 Pucka Piotr .	1	28.435	23.406	51.941	+12.975
8	61 Van der Gucht Yoeri .	25	28.376	23.473	51.876	+14.275
9	77 Dantas Thomas .	10	28.422	23.503	52.086	+15.032
10	188 Maucq Ferdinando .	15	28.586	23.432	52.153	+15.553
11	82 Wysocki Daniel .	8	28.651	23.608	52.353	+28.956
12	4 Soneson Hans .	17	28.665	23.703	52.527	+29.391
13	54 Checa Enrique .	18	28.595	23.771	52.484	+29.760
14	133 Wolyнка Piotr .	3	28.647	23.510	52.172	+31.195
15	90 Grajkowski Rafal .	11	28.702	23.522	52.248	+37.368
16	5 Gaiotto Paolo .	2	29.051	23.832	53.027	+1 LAP
17	122 Formini Rocco .	21	29.220	23.779	53.098	+1 LAP
18	117 Andrearczyk Krystian .	20	28.973	23.913	53.143	+1 LAP
19	177 Tomza Mariusz .	22	28.592	23.785	52.575	+1 LAP
THEORETICAL BEST LAP			28.112	23.279	51.391	

TRACK RECORDS

TOP DNIA			TOP TYGODNIA			TOP MIESIĄCA			TOP KONFIGURACJI			TOP KOBIEŃ		
#	Driver	Lap	#	Driver	Lap	#	Driver	Lap	#	Driver	Lap	#	Driver	Lap
1	100 Haarbosch Rico .	50.274	1	Romano Franssen .	49.511	1	Romano Franssen .	49.511	1	Romano Franssen .	49.511	1	PALECZKA E.	52.523
2	125 Kahlert Daniel .	50.301	2	Jakub Klęk .	49.527	2	Jakub Klęk .	49.527	2	Jakub Klęk .	49.527	2	MOTZ M.	54.835
3	29 Neefs Peter .	50.335	3	Jakub Olechowski .	49.614	3	Jakub Olechowski .	49.614	3	Jakub Olechowski .	49.614	3	VERSCHOOR T.	55.332
4	198 Pel Artur .	50.335	4	Mateusz Bartsch .	49.619	4	Mateusz Bartsch .	49.619	4	Mateusz Bartsch .	49.619	4	PRUCNAL K.	55.502
5	38 Logan Sougne .	50.377	5	Erik Berggren .	49.762	5	Erik Berggren .	49.762	5	Erik Berggren .	49.762	5	PRUCNAL K.	55.704
6	95 Verhoeven Christophe .	50.418	6	Dawid Chart .	49.798	6	Dawid Chart .	49.798	6	Dawid Chart .	49.798	6	PILAT K.	55.739
7	166 Franssen Romano .	50.424	7	Wojciech Stefaniuk .	49.807	7	Wojciech Stefaniuk .	49.807	7	Wojciech Stefaniuk .	49.807	7	--	00.000
8	179 Balneger Selina .	50.449	8	Lorenzo Stolk .	49.818	8	Lorenzo Stolk .	49.818	8	Lorenzo Stolk .	49.818	8	--	00.000
9	66 Holler Dennis .	50.463	9	Gaal Andras .	49.831	9	Gaal Andras .	49.831	9	Gaal Andras .	49.831	9	--	00.000
10	195 Lencses Balint .	50.493	10	Lars-Ole Jenss .	49.852	10	Lars-Ole Jenss .	49.852	10	Lars-Ole Jenss .	49.852	10	--	00.000

Position	Kart	Best Lap	Date
12	4 Soneson Hans	52.527	25-07-2018



YOUR RESULTS

Lap	S1	S2	Lap time
1	34.018	23.910	57.928
2	29.243	24.531	53.774
3	29.105	23.713	52.818
4	28.933	23.770	52.703
5	28.852	23.703	52.555
6	28.800	23.909	52.709
7	28.665	23.862	52.527
8	29.031	36.750	01:05.781
9	30.383	23.914	54.297
10	29.047	23.926	52.973
11	28.890	23.823	52.713
12	28.691	24.189	52.880
13	29.435	23.964	53.399
14	29.018	24.078	53.096
15	28.863	23.953	52.816
16	29.189	24.018	53.207
17	28.899	23.769	52.668
18	29.190	24.000	53.190
19	28.960	23.818	52.778
20	28.830	24.074	52.904
21	29.174	23.905	53.079
22	29.211	23.778	52.989
23	28.842	23.945	52.787
24	28.840	23.881	52.721
25	28.790	23.811	52.601
IDEAL	28.665	23.703	52.368

YOUR COMPETITORS

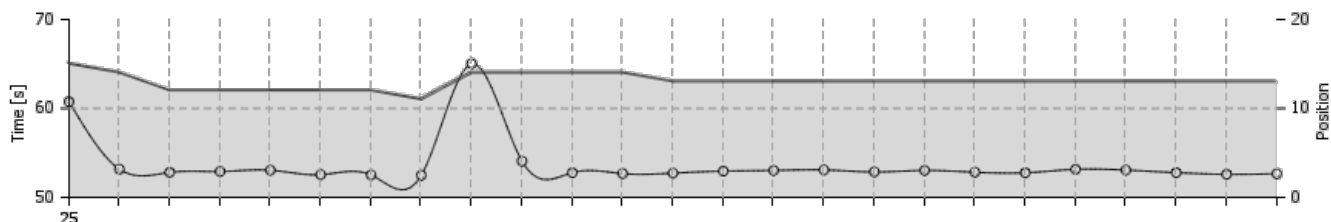
Pos	Driver	Kart	Best S1	Best S2	Best Lap	Gap
1	200 Jenss Lars Ole .	24	28.159	23.410	51.690	+00.000
2	94 Siese Maxi .	14	28.112	23.379	51.605	+01.128
3	101 Papke Sebastian .	26	28.270	23.279	51.621	+02.031
4	150 Nieroda Patryk .	6	28.330	23.354	51.709	+04.805
5	29 Neefs Peter .	16	28.304	23.349	51.716	+05.790
6	137 puyato opnithi .	12	28.392	23.315	51.747	+06.289
7	107 Pucka Piotr .	1	28.435	23.406	51.941	+12.975
8	61 Van der Gucht Yoeri .	25	28.376	23.473	51.876	+14.275
9	77 Dantas Thomas .	10	28.422	23.503	52.086	+15.032
10	188 Mauqc Ferdinando .	15	28.586	23.432	52.153	+15.553
11	82 Wysocki Daniel .	8	28.651	23.608	52.353	+28.956
12	4 Soneson Hans .	17	28.665	23.703	52.527	+29.391
13	54 Checa Enrique .	18	28.595	23.771	52.484	+29.760
14	133 Wolyнка Piotr .	3	28.647	23.510	52.172	+31.195
15	90 Grajkowski Rafal .	11	28.702	23.522	52.248	+37.368
16	5 Gaiotto Paolo .	2	29.051	23.832	53.027	+1 LAP
17	122 Formini Rocco .	21	29.220	23.779	53.098	+1 LAP
18	117 Andrearczyk Krystian .	20	28.973	23.913	53.143	+1 LAP
19	177 Tomza Mariusz .	22	28.592	23.785	52.575	+1 LAP
THEORETICAL BEST LAP			28.112	23.279	51.391	

TRACK RECORDS

TOP DNIA			TOP TYGODNIA			TOP MIESIĄCA			TOP KONFIGURACJI			TOP KOBIEŃ		
#	Driver	Lap	#	Driver	Lap	#	Driver	Lap	#	Driver	Lap	#	Driver	Lap
1	100 Haarbosch Rico .	50.274	1	Romano Franssen .	49.511	1	Romano Franssen .	49.511	1	PALECZKA E.	52.523	1	PALECZKA E.	52.523
2	125 Kahlert Daniel .	50.301	2	Jakub Klęk .	49.527	2	Jakub Klęk .	49.527	2	MOTZ M.	54.835	2	MOTZ M.	54.835
3	29 Neefs Peter .	50.335	3	Jakub Olechowski .	49.614	3	Jakub Olechowski .	49.614	3	Jakub Olechowski .	49.614	3	VERSCHOOR T.	55.332
4	198 Pel Artur .	50.335	4	Mateusz Bartsch .	49.619	4	Mateusz Bartsch .	49.619	4	Mateusz Bartsch .	49.619	4	PRUCNAL K.	55.502
5	38 Logan Sougne .	50.377	5	Erik Berggren .	49.762	5	Erik Berggren .	49.762	5	Erik Berggren .	49.762	5	PRUCNAL K.	55.704
6	95 Verhoeven Christophe .	50.418	6	Dawid Chart .	49.798	6	Dawid Chart .	49.798	6	Dawid Chart .	49.798	6	PILAT K.	55.739
7	166 Franssen Romano .	50.424	7	Wojciech Stefaniuk .	49.807	7	Wojciech Stefaniuk .	49.807	7	Wojciech Stefaniuk .	49.807	7	--	00.000
8	179 Balneger Selina .	50.449	8	Lorenzo Stolk .	49.818	8	Lorenzo Stolk .	49.818	8	Lorenzo Stolk .	49.818	8	--	00.000
9	66 Holler Dennis .	50.463	9	Gaal Andras .	49.831	9	Gaal Andras .	49.831	9	Gaal Andras .	49.831	9	--	00.000
10	195 Lencses Balint .	50.493	10	Lars-Ole Jenss .	49.852	10	Lars-Ole Jenss .	49.852	10	Lars-Ole Jenss .	49.852	10	--	00.000

Position **13** Kart **54 Checa Enrique** Best Lap **Kart 18 52.484** Date **25-07-2018**

YOUR LAPS



YOUR RESULTS

Lap	S1	S2	Lap time
1	36.534	24.222	01:00.756
2	29.158	24.008	53.166
3	28.802	24.007	52.809
4	28.727	24.181	52.908
5	28.963	24.089	53.052
6	28.774	23.771	52.545
7	28.726	23.790	52.516
8	28.661	23.823	52.484
9	28.595	36.419	01:05.014
10	30.228	23.837	54.065
11	28.798	23.981	52.779
12	28.718	23.955	52.673
13	28.882	23.840	52.722
14	28.897	24.057	52.954
15	29.101	23.924	53.025
16	28.993	24.089	53.082
17	28.994	23.865	52.859
18	28.893	24.133	53.026
19	28.935	23.889	52.824
20	28.801	23.961	52.762
21	29.165	23.986	53.151
22	29.192	23.875	53.067
23	28.764	24.016	52.780
24	28.812	23.778	52.590
25	28.753	23.900	52.653
IDEAL	28.595	23.771	52.366

YOUR COMPETITORS

Pos	Driver	Kart	Best S1	Best S2	Best Lap	Gap
1	200 Jenss Lars Ole .	24	28.159	23.410	51.690	+00.000
2	94 Siese Maxi .	14	28.112	23.379	51.605	+01.128
3	101 Papke Sebastian .	26	28.270	23.279	51.621	+02.031
4	150 Nieroda Patryk .	6	28.330	23.354	51.709	+04.805
5	29 Neefs Peter .	16	28.304	23.349	51.716	+05.790
6	137 puyato opnithi .	12	28.392	23.315	51.747	+06.289
7	107 Pucka Piotr .	1	28.435	23.406	51.941	+12.975
8	61 Van der Gucht Yoeri .	25	28.376	23.473	51.876	+14.275
9	77 Dantas Thomas .	10	28.422	23.503	52.086	+15.032
10	188 Maucq Ferdinando .	15	28.586	23.432	52.153	+15.553
11	82 Wysocki Daniel .	8	28.651	23.608	52.353	+28.956
12	4 Soneson Hans .	17	28.665	23.703	52.527	+29.391
13	54 Checa Enrique .	18	28.595	23.771	52.484	+29.760
14	133 Wolyнка Piotr .	3	28.647	23.510	52.172	+31.195
15	90 Grajkowski Rafal .	11	28.702	23.522	52.248	+37.368
16	5 Gaiotto Paolo .	2	29.051	23.832	53.027	+1 LAP
17	122 Formini Rocco .	21	29.220	23.779	53.098	+1 LAP
18	117 Andrearczyk Krystian .	20	28.973	23.913	53.143	+1 LAP
19	177 Tomza Mariusz .	22	28.592	23.785	52.575	+1 LAP
THEORETICAL BEST LAP			28.112	23.279	51.391	

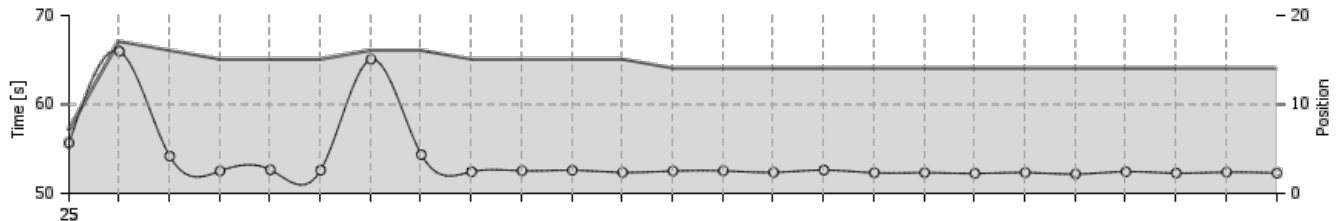
TRACK RECORDS

TOP DNIA			TOP TYGODNIA			TOP MIESIĄCA			TOP KONFIGURACJI			TOP KOBIEC		
#	Driver	Lap	#	Driver	Lap	#	Driver	Lap	#	Driver	Lap	#	Driver	Lap
1	100 Haarbosch Rico .	50.274	1	Romano Franssen .	49.511	1	Romano Franssen .	49.511	1	Romano Franssen .	49.511	1	PALECZKA E.	52.523
2	125 Kahlert Daniel .	50.301	2	Jakub Klęk .	49.527	2	Jakub Klęk .	49.527	2	Jakub Klęk .	49.527	2	MOTZ M.	54.835
3	29 Neefs Peter .	50.335	3	Jakub Olechowski .	49.614	3	Jakub Olechowski .	49.614	3	Jakub Olechowski .	49.614	3	VERSCHOOR T.	55.332
4	198 Pel Artur .	50.335	4	Mateusz Bartsch .	49.619	4	Mateusz Bartsch .	49.619	4	Mateusz Bartsch .	49.619	4	PRUCNAL K.	55.502
5	38 Logan Sougne .	50.377	5	Erik Berggren .	49.762	5	Erik Berggren .	49.762	5	Erik Berggren .	49.762	5	PRUCNAL K.	55.704
6	95 Verhoeven Christophe .	50.418	6	Dawid Chart .	49.798	6	Dawid Chart .	49.798	6	Dawid Chart .	49.798	6	PILAT K.	55.739
7	166 Franssen Romano .	50.424	7	Wojciech Stefaniuk .	49.807	7	Wojciech Stefaniuk .	49.807	7	Wojciech Stefaniuk .	49.807	7	---	00.000
8	179 Balneger Selina .	50.449	8	Lorenzo Stolk .	49.818	8	Lorenzo Stolk .	49.818	8	Lorenzo Stolk .	49.818	8	---	00.000
9	66 Holler Dennis .	50.463	9	Gaal Andras .	49.831	9	Gaal Andras .	49.831	9	Gaal Andras .	49.831	9	---	00.000
10	195 Lencses Balint .	50.493	10	Lars-Ole Jenss .	49.852	10	Lars-Ole Jenss .	49.852	10	Lars-Ole Jenss .	49.852	10	---	00.000

Position	Kart	Best Lap	Date
14	Kart 3	52.172	25-07-2018

133 Wolyнка Piotr

YOUR LAPS



YOUR RESULTS

Lap	S1	S2	Lap time
1	31.930	23.733	55.663
2	29.433	36.538	01:05.971
3	30.521	23.663	54.184
4	28.873	23.642	52.515
5	29.019	23.634	52.653
6	29.001	23.598	52.599
7	28.830	36.237	01:05.067
8	30.830	23.525	54.355
9	28.804	23.628	52.432
10	28.895	23.642	52.537
11	28.982	23.613	52.595
12	28.745	23.609	52.354
13	28.835	23.671	52.506
14	28.880	23.650	52.530
15	28.708	23.652	52.360
16	29.022	23.593	52.615
17	28.781	23.532	52.313
18	28.692	23.630	52.322
19	28.680	23.560	52.240
20	28.697	23.640	52.337
21	28.662	23.510	52.172
22	28.886	23.550	52.436
23	28.647	23.630	52.277
24	28.762	23.614	52.376
25	28.705	23.583	52.288
IDEAL	28.647	23.510	52.157

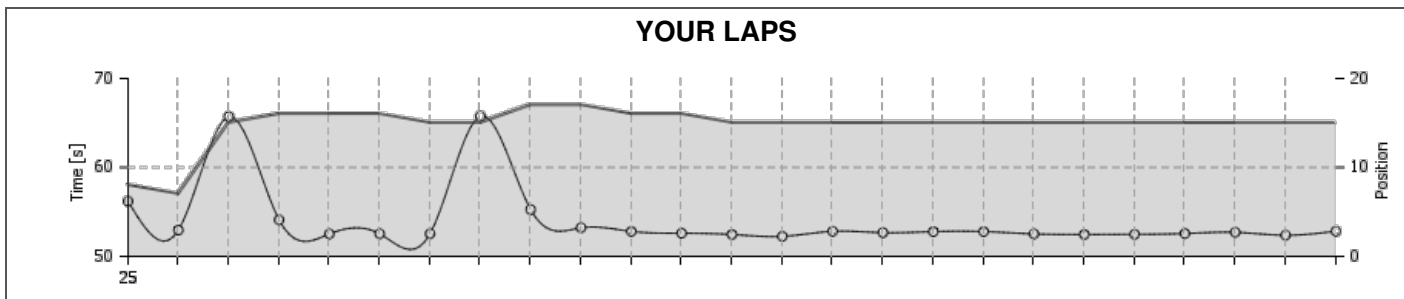
YOUR COMPETITORS

Pos	Driver	Kart	Best S1	Best S2	Best Lap	Gap
1	200 Jenss Lars Ole .	24	28.159	23.410	51.690	+00.000
2	94 Siese Maxi .	14	28.112	23.379	51.605	+01.128
3	101 Papke Sebastian .	26	28.270	23.279	51.621	+02.031
4	150 Nieroda Patryk .	6	28.330	23.354	51.709	+04.805
5	29 Neefs Peter .	16	28.304	23.349	51.716	+05.790
6	137 puyato opnithi .	12	28.392	23.315	51.747	+06.289
7	107 Pucka Piotr .	1	28.435	23.406	51.941	+12.975
8	61 Van der Gucht Yoeri .	25	28.376	23.473	51.876	+14.275
9	77 Dantas Thomas .	10	28.422	23.503	52.086	+15.032
10	188 Maucq Ferdinando .	15	28.586	23.432	52.153	+15.553
11	82 Wysocki Daniel .	8	28.651	23.608	52.353	+28.956
12	4 Soneson Hans .	17	28.665	23.703	52.527	+29.391
13	54 Checa Enrique .	18	28.595	23.771	52.484	+29.760
14	133 Wolyнка Piotr .	3	28.647	23.510	52.172	+31.195
15	90 Grajkowski Rafal .	11	28.702	23.522	52.248	+37.368
16	5 Gaiotto Paolo .	2	29.051	23.832	53.027	+1 LAP
17	122 Formini Rocco .	21	29.220	23.779	53.098	+1 LAP
18	117 Andrearczyk Krystian .	20	28.973	23.913	53.143	+1 LAP
19	177 Tomza Mariusz .	22	28.592	23.785	52.575	+1 LAP
THEORETICAL BEST LAP			28.112	23.279	51.391	

TRACK RECORDS

TOP DNIA			TOP TYGODNIA			TOP MIESIĄCA			TOP KONFIGURACJI			TOP KOBIEŃ		
#	Driver	Lap	#	Driver	Lap	#	Driver	Lap	#	Driver	Lap	#	Driver	Lap
1	100 Haarbosch Rico .	50.274	1	Romano Franssen .	49.511	1	Romano Franssen .	49.511	1	Romano Franssen .	49.511	1	PALECZKA E.	52.523
2	125 Kahlert Daniel .	50.301	2	Jakub Klęk .	49.527	2	Jakub Klęk .	49.527	2	Jakub Klęk .	49.527	2	MOTZ M.	54.835
3	29 Neefs Peter .	50.335	3	Jakub Olechowski .	49.614	3	Jakub Olechowski .	49.614	3	Jakub Olechowski .	49.614	3	VERSCHOOR T.	55.332
4	198 Pel Artur .	50.335	4	Mateusz Bartsch .	49.619	4	Mateusz Bartsch .	49.619	4	Mateusz Bartsch .	49.619	4	PRUCNAL K.	55.502
5	38 Logan Sougne .	50.377	5	Erik Berggren .	49.762	5	Erik Berggren .	49.762	5	Erik Berggren .	49.762	5	PRUCNAL K.	55.704
6	95 Verhoeven Christophe .	50.418	6	Dawid Chart .	49.798	6	Dawid Chart .	49.798	6	Dawid Chart .	49.798	6	PILAT K.	55.739
7	166 Franssen Romano .	50.424	7	Wojciech Stefaniuk .	49.807	7	Wojciech Stefaniuk .	49.807	7	Wojciech Stefaniuk .	49.807	7	--	00.000
8	179 Balneger Selina .	50.449	8	Lorenzo Stolk .	49.818	8	Lorenzo Stolk .	49.818	8	Lorenzo Stolk .	49.818	8	--	00.000
9	66 Holler Dennis .	50.463	9	Gaal Andras .	49.831	9	Gaal Andras .	49.831	9	Gaal Andras .	49.831	9	--	00.000
10	195 Lencses Balint .	50.493	10	Lars-Ole Jenss .	49.852	10	Lars-Ole Jenss .	49.852	10	Lars-Ole Jenss .	49.852	10	--	00.000

Position	Kart	Best Lap	Date
15	Kart 11	52.248	25-07-2018
90 Grajkowski Rafal			



YOUR RESULTS

Lap	S1	S2	Lap time
1	32.433	23.766	56.199
2	29.218	23.730	52.948
3	29.250	36.456	01:05.706
4	30.465	23.644	54.109
5	28.900	23.621	52.521
6	28.888	23.646	52.534
7	28.911	23.628	52.539
8	28.848	36.923	01:05.771
9	31.416	23.834	55.250
10	29.160	24.051	53.211
11	29.135	23.669	52.804
12	28.987	23.615	52.602
13	28.817	23.639	52.456
14	28.726	23.522	52.248
15	29.039	23.775	52.814
16	28.839	23.824	52.663
17	29.063	23.719	52.782
18	29.052	23.735	52.787
19	28.725	23.796	52.521
20	28.702	23.757	52.459
21	28.918	23.557	52.475
22	28.838	23.728	52.566
23	28.972	23.730	52.702
24	28.716	23.658	52.374
25	29.066	23.763	52.829
IDEAL	28.702	23.522	52.224

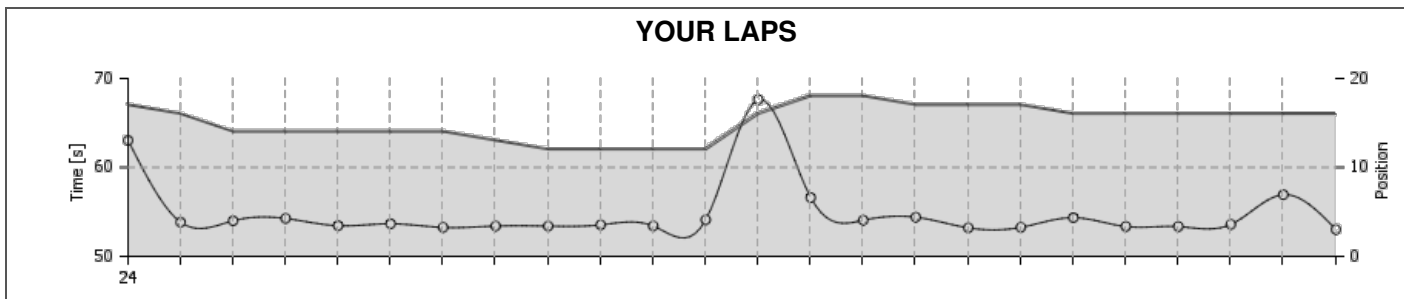
YOUR COMPETITORS

Pos	Driver	Kart	Best S1	Best S2	Best Lap	Gap
1	200 Jenss Lars Ole .	24	28.159	23.410	51.690	+00.000
2	94 Siese Maxi .	14	28.112	23.379	51.605	+01.128
3	101 Papke Sebastian .	26	28.270	23.279	51.621	+02.031
4	150 Nieroda Patryk .	6	28.330	23.354	51.709	+04.805
5	29 Neefs Peter .	16	28.304	23.349	51.716	+05.790
6	137 puyato opnithi .	12	28.392	23.315	51.747	+06.289
7	107 Pucka Piotr .	1	28.435	23.406	51.941	+12.975
8	61 Van der Gucht Yoeri .	25	28.376	23.473	51.876	+14.275
9	77 Dantas Thomas .	10	28.422	23.503	52.086	+15.032
10	188 Maucq Ferdinando .	15	28.586	23.432	52.153	+15.553
11	82 Wysocki Daniel .	8	28.651	23.608	52.353	+28.956
12	4 Soneson Hans .	17	28.665	23.703	52.527	+29.391
13	54 Checa Enrique .	18	28.595	23.771	52.484	+29.760
14	133 Wolyнка Piotr .	3	28.647	23.510	52.172	+31.195
15	90 Grajkowski Rafal .	11	28.702	23.522	52.248	+37.368
16	5 Gaiotto Paolo .	2	29.051	23.832	53.027	+1 LAP
17	122 Formini Rocco .	21	29.220	23.779	53.098	+1 LAP
18	117 Andrearczyk Krystian .	20	28.973	23.913	53.143	+1 LAP
19	177 Tomza Mariusz .	22	28.592	23.785	52.575	+1 LAP
THEORETICAL BEST LAP			28.112	23.279	51.391	

TRACK RECORDS

TOP DNIA			TOP TYGODNIA			TOP MIESIĄCA			TOP KONFIGURACJI			TOP KOBIEŃ		
#	Driver	Lap	#	Driver	Lap	#	Driver	Lap	#	Driver	Lap	#	Driver	Lap
1	100 Haarbosch Rico .	50.274	1	Romano Franssen .	49.511	1	Romano Franssen .	49.511	1	Romano Franssen .	49.511	1	PALECZKA E.	52.523
2	125 Kahlert Daniel .	50.301	2	Jakub Klęk .	49.527	2	Jakub Klęk .	49.527	2	Jakub Klęk .	49.527	2	MOTZ M.	54.835
3	29 Neefs Peter .	50.335	3	Jakub Olechowski .	49.614	3	Jakub Olechowski .	49.614	3	Jakub Olechowski .	49.614	3	VERSCHOOR T.	55.332
4	198 Pel Artur .	50.335	4	Mateusz Bartsch .	49.619	4	Mateusz Bartsch .	49.619	4	Mateusz Bartsch .	49.619	4	PRUCNAL K.	55.502
5	38 Logan Sougne .	50.377	5	Erik Berggren .	49.762	5	Erik Berggren .	49.762	5	Erik Berggren .	49.762	5	PRUCNAL K.	55.704
6	95 Verhoeven Christophe .	50.418	6	Dawid Chart .	49.798	6	Dawid Chart .	49.798	6	Dawid Chart .	49.798	6	PILAT K.	55.739
7	166 Franssen Romano .	50.424	7	Wojciech Stefaniuk .	49.807	7	Wojciech Stefaniuk .	49.807	7	Wojciech Stefaniuk .	49.807	7	--	00.000
8	179 Balneger Selina .	50.449	8	Lorenzo Stolk .	49.818	8	Lorenzo Stolk .	49.818	8	Lorenzo Stolk .	49.818	8	--	00.000
9	66 Holler Dennis .	50.463	9	Gaal Andras .	49.831	9	Gaal Andras .	49.831	9	Gaal Andras .	49.831	9	--	00.000
10	195 Lencses Balint .	50.493	10	Lars-Ole Jenss .	49.852	10	Lars-Ole Jenss .	49.852	10	Lars-Ole Jenss .	49.852	10	--	00.000

Position	Kart	Best Lap	Date
16	5 Gaiotto Paolo	53.027	25-07-2018



YOUR RESULTS

Lap	S1	S2	Lap time
1	38.358	24.688	01:03.046
2	29.682	24.162	53.844
3	29.683	24.318	54.001
4	30.066	24.195	54.261
5	29.261	24.186	53.447
6	29.422	24.244	53.666
7	29.208	24.043	53.251
8	29.329	24.077	53.406
9	29.358	24.040	53.398
10	29.463	24.076	53.539
11	29.330	24.082	53.412
12	29.645	24.462	54.107
13	29.367	38.246	01:07.613
14	32.584	24.024	56.608
15	29.577	24.487	54.064
16	30.249	24.155	54.404
17	29.128	24.076	53.204
18	29.184	24.073	53.257
19	29.300	25.051	54.351
20	29.234	24.118	53.352
21	29.431	23.914	53.345
22	29.372	24.216	53.588
23	33.111	23.832	56.943
24	29.051	23.976	53.027
IDEAL	29.051	23.832	52.883

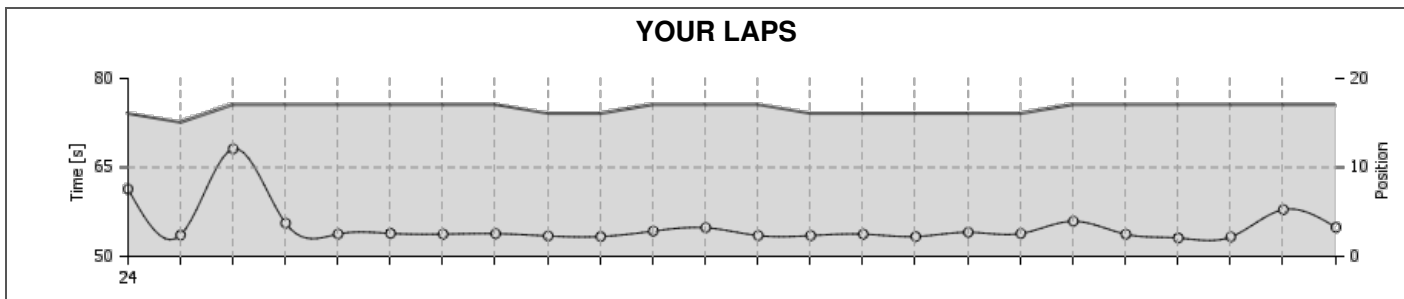
YOUR COMPETITORS

Pos	Driver	Kart	Best S1	Best S2	Best Lap	Gap
1	200 Jenss Lars Ole .	24	28.159	23.410	51.690	+00.000
2	94 Siese Maxi .	14	28.112	23.379	51.605	+01.128
3	101 Papke Sebastian .	26	28.270	23.279	51.621	+02.031
4	150 Nieroda Patryk .	6	28.330	23.354	51.709	+04.805
5	29 Neefs Peter .	16	28.304	23.349	51.716	+05.790
6	137 puyato opnithi .	12	28.392	23.315	51.747	+06.289
7	107 Pucka Piotr .	1	28.435	23.406	51.941	+12.975
8	61 Van der Gucht Yoeri .	25	28.376	23.473	51.876	+14.275
9	77 Dantas Thomas .	10	28.422	23.503	52.086	+15.032
10	188 Maucq Ferdinando .	15	28.586	23.432	52.153	+15.553
11	82 Wysocki Daniel .	8	28.651	23.608	52.353	+28.956
12	4 Soneson Hans .	17	28.665	23.703	52.527	+29.391
13	54 Checa Enrique .	18	28.595	23.771	52.484	+29.760
14	133 Wolyнка Piotr .	3	28.647	23.510	52.172	+31.195
15	90 Grajkowski Rafal .	11	28.702	23.522	52.248	+37.368
16	5 Gaiotto Paolo .	2	29.051	23.832	53.027	+1 LAP
17	122 Formini Rocco .	21	29.220	23.779	53.098	+1 LAP
18	117 Andrearczyk Krystian .	20	28.973	23.913	53.143	+1 LAP
19	177 Tomza Mariusz .	22	28.592	23.785	52.575	+1 LAP
THEORETICAL BEST LAP			28.112	23.279	51.391	

TRACK RECORDS

TOP DNIA			TOP TYGODNIA			TOP MIESIĄCA			TOP KONFIGURACJI			TOP KOBIEŃ		
#	Driver	Lap	#	Driver	Lap	#	Driver	Lap	#	Driver	Lap	#	Driver	Lap
1	100 Haarbosch Rico .	50.274	1	Romano Franssen .	49.511	1	Romano Franssen .	49.511	1	Romano Franssen .	49.511	1	PALECZKA E.	52.523
2	125 Kahlert Daniel .	50.301	2	Jakub Klęk .	49.527	2	Jakub Klęk .	49.527	2	Jakub Klęk .	49.527	2	MOTZ M.	54.835
3	29 Neefs Peter .	50.335	3	Jakub Olechowski .	49.614	3	Jakub Olechowski .	49.614	3	Jakub Olechowski .	49.614	3	VERSCHOOR T.	55.332
4	198 Pel Artur .	50.335	4	Mateusz Bartsch .	49.619	4	Mateusz Bartsch .	49.619	4	Mateusz Bartsch .	49.619	4	PRUCNAL K.	55.502
5	38 Logan Sougne .	50.377	5	Erik Berggren .	49.762	5	Erik Berggren .	49.762	5	Erik Berggren .	49.762	5	PRUCNAL K.	55.704
6	95 Verhoeven Christophe .	50.418	6	Dawid Chart .	49.798	6	Dawid Chart .	49.798	6	Dawid Chart .	49.798	6	PILAT K.	55.739
7	166 Franssen Romano .	50.424	7	Wojciech Stefaniuk .	49.807	7	Wojciech Stefaniuk .	49.807	7	Wojciech Stefaniuk .	49.807	7	---	00.000
8	179 Balneger Selina .	50.449	8	Lorenzo Stolk .	49.818	8	Lorenzo Stolk .	49.818	8	Lorenzo Stolk .	49.818	8	---	00.000
9	66 Holler Dennis .	50.463	9	Gaal Andras .	49.831	9	Gaal Andras .	49.831	9	Gaal Andras .	49.831	9	---	00.000
10	195 Lencses Balint .	50.493	10	Lars-Ole Jenss .	49.852	10	Lars-Ole Jenss .	49.852	10	Lars-Ole Jenss .	49.852	10	---	00.000

Position	Kart	Best Lap	Date
17	122 Formini Rocco	Kart 21	53.098
			25-07-2018



YOUR RESULTS

Lap	S1	S2	Lap time
1	37.217	24.130	01:01.347
2	29.388	24.206	53.594
3	29.934	38.184	01:08.118
4	31.306	24.282	55.588
5	29.357	24.410	53.767
6	29.578	24.289	53.867
7	29.483	24.265	53.748
8	30.047	23.779	53.826
9	29.571	23.865	53.436
10	29.230	24.110	53.340
11	30.102	24.151	54.253
12	30.997	23.832	54.829
13	29.417	24.090	53.507
14	29.485	24.016	53.501
15	29.604	24.140	53.744
16	29.278	24.062	53.340
17	29.954	24.107	54.061
18	29.638	24.206	53.844
19	29.517	26.399	55.916
20	29.610	24.115	53.725
21	29.220	23.878	53.098
22	29.355	23.925	53.280
23	33.201	24.680	57.881
24	31.006	23.886	54.892
IDEAL	29.220	23.779	52.999

YOUR COMPETITORS

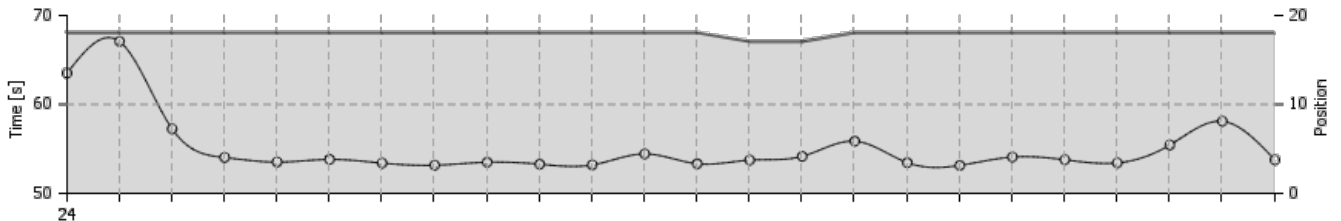
Pos	Driver	Kart	Best S1	Best S2	Best Lap	Gap
1	200 Jenss Lars Ole .	24	28.159	23.410	51.690	+00.000
2	94 Siese Maxi .	14	28.112	23.379	51.605	+01.128
3	101 Papke Sebastian .	26	28.270	23.279	51.621	+02.031
4	150 Nieroda Patryk .	6	28.330	23.354	51.709	+04.805
5	29 Neefs Peter .	16	28.304	23.349	51.716	+05.790
6	137 puyato opnithi .	12	28.392	23.315	51.747	+06.289
7	107 Pucka Piotr .	1	28.435	23.406	51.941	+12.975
8	61 Van der Gucht Yoeri .	25	28.376	23.473	51.876	+14.275
9	77 Dantas Thomas .	10	28.422	23.503	52.086	+15.032
10	188 Maucq Ferdinando .	15	28.586	23.432	52.153	+15.553
11	82 Wysocki Daniel .	8	28.651	23.608	52.353	+28.956
12	4 Soneson Hans .	17	28.665	23.703	52.527	+29.391
13	54 Checa Enrique .	18	28.595	23.771	52.484	+29.760
14	133 Wolyнка Piotr .	3	28.647	23.510	52.172	+31.195
15	90 Grajkowski Rafal .	11	28.702	23.522	52.248	+37.368
16	5 Gaiotto Paolo .	2	29.051	23.832	53.027	+1 LAP
17	122 Formini Rocco .	21	29.220	23.779	53.098	+1 LAP
18	117 Andrearczyk Krystian .	20	28.973	23.913	53.143	+1 LAP
19	177 Tomza Mariusz .	22	28.592	23.785	52.575	+1 LAP
THEORETICAL BEST LAP			28.112	23.279	51.391	

TRACK RECORDS

TOP DNIA			TOP TYGODNIA			TOP MIESIĄCA			TOP KONFIGURACJI			TOP KOBIEC		
#	Driver	Lap	#	Driver	Lap	#	Driver	Lap	#	Driver	Lap	#	Driver	Lap
1	100 Haarbosch Rico .	50.274	1	Romano Franssen .	49.511	1	Romano Franssen .	49.511	1	Romano Franssen .	49.511	1	PALECZKA E.	52.523
2	125 Kahlert Daniel .	50.301	2	Jakub Klęk .	49.527	2	Jakub Klęk .	49.527	2	Jakub Klęk .	49.527	2	MOTZ M.	54.835
3	29 Neefs Peter .	50.335	3	Jakub Olechowski .	49.614	3	Jakub Olechowski .	49.614	3	Jakub Olechowski .	49.614	3	VERSCHOOR T.	55.332
4	198 Pel Artur .	50.335	4	Mateusz Bartsch .	49.619	4	Mateusz Bartsch .	49.619	4	Mateusz Bartsch .	49.619	4	PRUCNAL K.	55.502
5	38 Logan Sougne .	50.377	5	Erik Berggren .	49.762	5	Erik Berggren .	49.762	5	Erik Berggren .	49.762	5	PRUCNAL K.	55.704
6	95 Verhoeven Christophe .	50.418	6	Dawid Chart .	49.798	6	Dawid Chart .	49.798	6	Dawid Chart .	49.798	6	PILAT K.	55.739
7	166 Franssen Romano .	50.424	7	Wojciech Stefaniuk .	49.807	7	Wojciech Stefaniuk .	49.807	7	Wojciech Stefaniuk .	49.807	7	---	00.000
8	179 Balneger Selina .	50.449	8	Lorenzo Stolk .	49.818	8	Lorenzo Stolk .	49.818	8	Lorenzo Stolk .	49.818	8	---	00.000
9	66 Holler Dennis .	50.463	9	Gaal Andras .	49.831	9	Gaal Andras .	49.831	9	Gaal Andras .	49.831	9	---	00.000
10	195 Lencses Balint .	50.493	10	Lars-Ole Jenss .	49.852	10	Lars-Ole Jenss .	49.852	10	Lars-Ole Jenss .	49.852	10	---	00.000

Position		Kart	Best Lap	Date
18	117 Andrearczyk Krystian	Kart 20	53.143	25-07-2018

YOUR LAPS



YOUR RESULTS

Lap	S1	S2	Lap time
1	38.024	25.495	01:03.519
2	29.600	37.486	01:07.086
3	32.121	25.127	57.248
4	29.470	24.561	54.031
5	29.077	24.438	53.515
6	29.367	24.449	53.816
7	29.155	24.247	53.402
8	29.175	23.989	53.164
9	29.458	24.043	53.501
10	29.025	24.255	53.280
11	28.973	24.219	53.192
12	30.416	24.018	54.434
13	29.265	24.063	53.328
14	29.470	24.270	53.740
15	29.684	24.477	54.161
16	31.453	24.418	55.871
17	29.208	24.244	53.452
18	29.032	24.111	53.143
19	29.660	24.421	54.081
20	29.679	24.099	53.778
21	29.508	23.913	53.421
22	29.225	26.212	55.437
23	33.571	24.540	58.111
24	29.604	24.163	53.767
IDEAL	28.973	23.913	52.886

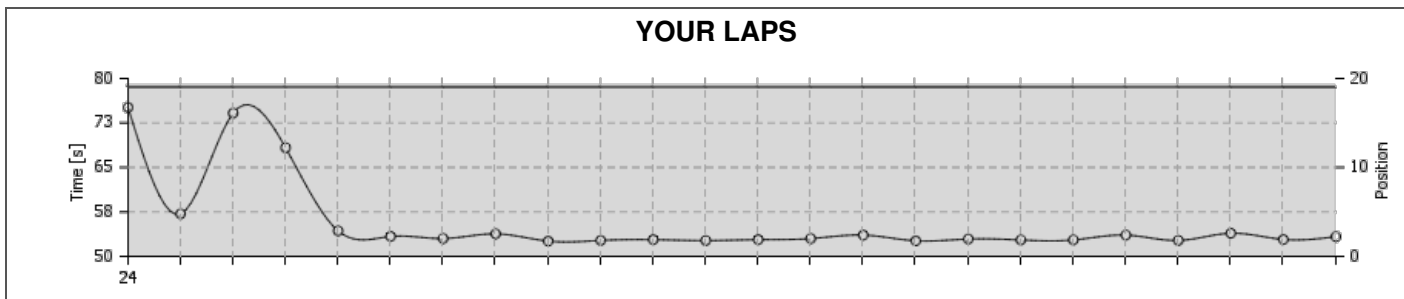
YOUR COMPETITORS

Pos	Driver	Kart	Best S1	Best S2	Best Lap	Gap
1	200 Jenss Lars Ole .	24	28.159	23.410	51.690	+00.000
2	94 Siese Maxi .	14	28.112	23.379	51.605	+01.128
3	101 Papke Sebastian .	26	28.270	23.279	51.621	+02.031
4	150 Nieroda Patryk .	6	28.330	23.354	51.709	+04.805
5	29 Neefs Peter .	16	28.304	23.349	51.716	+05.790
6	137 puyato opnithi .	12	28.392	23.315	51.747	+06.289
7	107 Pucka Piotr .	1	28.435	23.406	51.941	+12.975
8	61 Van der Gucht Yoeri .	25	28.376	23.473	51.876	+14.275
9	77 Dantas Thomas .	10	28.422	23.503	52.086	+15.032
10	188 Maucq Ferdinando .	15	28.586	23.432	52.153	+15.553
11	82 Wysocki Daniel .	8	28.651	23.608	52.353	+28.956
12	4 Soneson Hans .	17	28.665	23.703	52.527	+29.391
13	54 Checa Enrique .	18	28.595	23.771	52.484	+29.760
14	133 Wolyнка Piotr .	3	28.647	23.510	52.172	+31.195
15	90 Grajkowski Rafal .	11	28.702	23.522	52.248	+37.368
16	5 Gaiotto Paolo .	2	29.051	23.832	53.027	+1 LAP
17	122 Formini Rocco .	21	29.220	23.779	53.098	+1 LAP
18	117 Andrearczyk Krystian .	20	28.973	23.913	53.143	+1 LAP
19	177 Tomza Mariusz .	22	28.592	23.785	52.575	+1 LAP
THEORETICAL BEST LAP			28.112	23.279	51.391	

TRACK RECORDS

TOP DNIA			TOP TYGODNIA			TOP MIESIĄCA			TOP KONFIGURACJI			TOP KOBIEC		
#	Driver	Lap	#	Driver	Lap	#	Driver	Lap	#	Driver	Lap	#	Driver	Lap
1	100 Haarbosch Rico .	50.274	1	Romano Franssen .	49.511	1	Romano Franssen .	49.511	1	Romano Franssen .	49.511	1	PALECZKA E.	52.523
2	125 Kahlert Daniel .	50.301	2	Jakub Klęk .	49.527	2	Jakub Klęk .	49.527	2	Jakub Klęk .	49.527	2	MOTZ M.	54.835
3	29 Neefs Peter .	50.335	3	Jakub Olechowski .	49.614	3	Jakub Olechowski .	49.614	3	Jakub Olechowski .	49.614	3	VERSCHOOR T.	55.332
4	198 Pel Artur .	50.335	4	Mateusz Bartsch .	49.619	4	Mateusz Bartsch .	49.619	4	Mateusz Bartsch .	49.619	4	PRUCNAL K.	55.502
5	38 Logan Sougne .	50.377	5	Erik Berggren .	49.762	5	Erik Berggren .	49.762	5	Erik Berggren .	49.762	5	PRUCNAL K.	55.704
6	95 Verhoeven Christophe .	50.418	6	Dawid Chart .	49.798	6	Dawid Chart .	49.798	6	Dawid Chart .	49.798	6	PILAT K.	55.739
7	166 Franssen Romano .	50.424	7	Wojciech Stefaniuk .	49.807	7	Wojciech Stefaniuk .	49.807	7	Wojciech Stefaniuk .	49.807	7	---	00.000
8	179 Balneger Selina .	50.449	8	Lorenzo Stolk .	49.818	8	Lorenzo Stolk .	49.818	8	Lorenzo Stolk .	49.818	8	---	00.000
9	66 Holler Dennis .	50.463	9	Gaal Andras .	49.831	9	Gaal Andras .	49.831	9	Gaal Andras .	49.831	9	---	00.000
10	195 Lencses Balint .	50.493	10	Lars-Ole Jenss .	49.852	10	Lars-Ole Jenss .	49.852	10	Lars-Ole Jenss .	49.852	10	---	00.000

Position	Kart	Best Lap	Date
19	177 Tomza Mariusz	Kart 22	52.575
			25-07-2018



YOUR RESULTS

Lap	S1	S2	Lap time
1	37.770	37.342	01:15.112
2	32.080	25.085	57.165
3	30.134	44.015	01:14.149
4	44.060	24.248	01:08.308
5	30.353	23.942	54.295
6	29.291	24.069	53.360
7	29.029	23.978	53.007
8	29.378	24.418	53.796
9	28.592	23.983	52.575
10	28.808	23.872	52.680
11	28.793	24.022	52.815
12	28.871	23.785	52.656
13	28.752	24.065	52.817
14	28.910	24.088	52.998
15	29.689	23.902	53.591
16	28.698	23.927	52.625
17	28.974	23.945	52.919
18	28.769	23.993	52.762
19	28.763	24.005	52.768
20	28.898	24.689	53.587
21	28.792	23.887	52.679
22	29.445	24.453	53.898
23	28.762	24.087	52.849
24	28.930	24.393	53.323
IDEAL	28.592	23.785	52.377

YOUR COMPETITORS

Pos	Driver	Kart	Best S1	Best S2	Best Lap	Gap
1	200 Jenss Lars Ole .	24	28.159	23.410	51.690	+00.000
2	94 Siese Maxi .	14	28.112	23.379	51.605	+01.128
3	101 Papke Sebastian .	26	28.270	23.279	51.621	+02.031
4	150 Nieroda Patryk .	6	28.330	23.354	51.709	+04.805
5	29 Neefs Peter .	16	28.304	23.349	51.716	+05.790
6	137 puyato opnithi .	12	28.392	23.315	51.747	+06.289
7	107 Pucka Piotr .	1	28.435	23.406	51.941	+12.975
8	61 Van der Gucht Yoeri .	25	28.376	23.473	51.876	+14.275
9	77 Dantas Thomas .	10	28.422	23.503	52.086	+15.032
10	188 Maucq Ferdinando .	15	28.586	23.432	52.153	+15.553
11	82 Wysocki Daniel .	8	28.651	23.608	52.353	+28.956
12	4 Soneson Hans .	17	28.665	23.703	52.527	+29.391
13	54 Checa Enrique .	18	28.595	23.771	52.484	+29.760
14	133 Wolyнка Piotr .	3	28.647	23.510	52.172	+31.195
15	90 Grajkowski Rafal .	11	28.702	23.522	52.248	+37.368
16	5 Gaiotto Paolo .	2	29.051	23.832	53.027	+1 LAP
17	122 Formini Rocco .	21	29.220	23.779	53.098	+1 LAP
18	117 Andrearczyk Krystian .	20	28.973	23.913	53.143	+1 LAP
19	177 Tomza Mariusz .	22	28.592	23.785	52.575	+1 LAP
THEORETICAL BEST LAP			28.112	23.279	51.391	

TRACK RECORDS

TOP DNIA			TOP TYGODNIA			TOP MIESIĄCA			TOP KONFIGURACJI			TOP KOBIEŃ		
#	Driver	Lap	#	Driver	Lap	#	Driver	Lap	#	Driver	Lap	#	Driver	Lap
1	100 Haarbosch Rico .	50.274	1	Romano Franssen .	49.511	1	Romano Franssen .	49.511	1	Romano Franssen .	49.511	1	PALECZKA E.	52.523
2	125 Kahlert Daniel .	50.301	2	Jakub Klęk .	49.527	2	Jakub Klęk .	49.527	2	Jakub Klęk .	49.527	2	MOTZ M.	54.835
3	29 Neefs Peter .	50.335	3	Jakub Olechowski .	49.614	3	Jakub Olechowski .	49.614	3	Jakub Olechowski .	49.614	3	VERSCHOOR T.	55.332
4	198 Pel Artur .	50.335	4	Mateusz Bartsch .	49.619	4	Mateusz Bartsch .	49.619	4	Mateusz Bartsch .	49.619	4	PRUCNAL K.	55.502
5	38 Logan Sougne .	50.377	5	Erik Berggren .	49.762	5	Erik Berggren .	49.762	5	Erik Berggren .	49.762	5	PRUCNAL K.	55.704
6	95 Verhoeven Christophe .	50.418	6	Dawid Chart .	49.798	6	Dawid Chart .	49.798	6	Dawid Chart .	49.798	6	PILAT K.	55.739
7	166 Franssen Romano .	50.424	7	Wojciech Stefaniuk .	49.807	7	Wojciech Stefaniuk .	49.807	7	Wojciech Stefaniuk .	49.807	7	---	00.000
8	179 Balneger Selina .	50.449	8	Lorenzo Stolk .	49.818	8	Lorenzo Stolk .	49.818	8	Lorenzo Stolk .	49.818	8	---	00.000
9	66 Holler Dennis .	50.463	9	Gaal Andras .	49.831	9	Gaal Andras .	49.831	9	Gaal Andras .	49.831	9	---	00.000
10	195 Lencses Balint .	50.493	10	Lars-Ole Jenss .	49.852	10	Lars-Ole Jenss .	49.852	10	Lars-Ole Jenss .	49.852	10	---	00.000