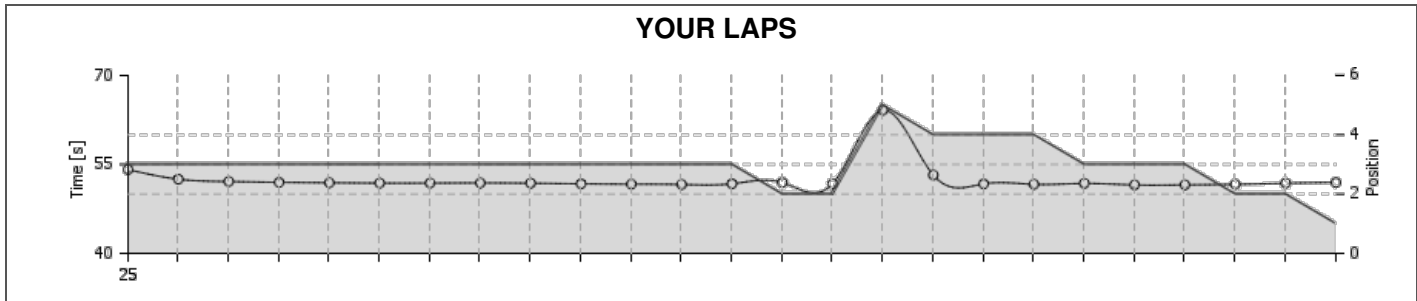


Position	Kart	Best Lap	Date
1	69 Wauters Cédric	51.541	25-07-2018



YOUR RESULTS

Lap	S1	S2	Lap time
1	30.101	24.033	54.134
2	28.852	23.654	52.506
3	28.598	23.512	52.110
4	28.465	23.520	51.985
5	28.385	23.524	51.909
6	28.415	23.432	51.847
7	28.514	23.335	51.849
8	28.562	23.315	51.877
9	28.471	23.358	51.829
10	28.377	23.351	51.728
11	28.360	23.310	51.670
12	28.333	23.281	51.614
13	28.384	23.350	51.734
14	28.523	23.419	51.942
15	28.434	23.332	51.766
16	28.300	35.861	01:04.161
17	29.788	23.416	53.204
18	28.276	23.448	51.724
19	28.253	23.389	51.642
20	28.332	23.458	51.790
21	28.266	23.275	51.541
22	28.255	23.295	51.550
23	28.329	23.300	51.629
24	28.394	23.431	51.825
25	28.253	23.711	51.964
IDEAL	28.253	23.275	51.528

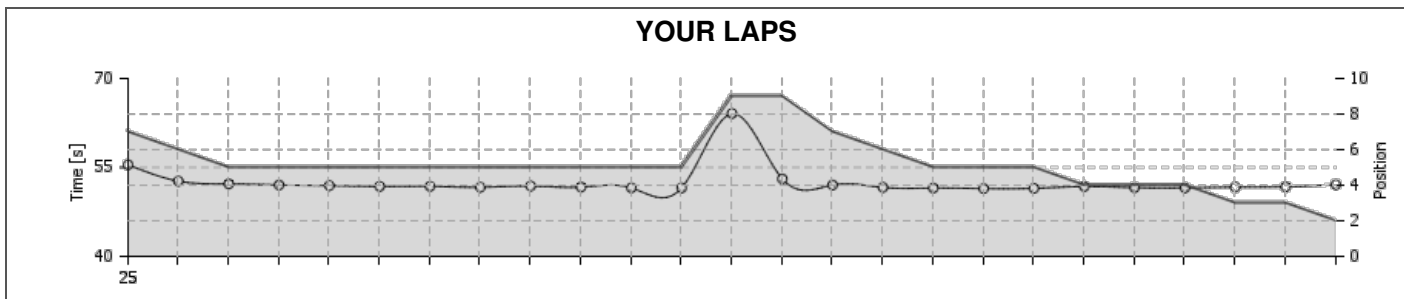
YOUR COMPETITORS

Pos	Driver	Kart	Best S1	Best S2	Best Lap	Gap
1	69 Wauters Cédric .	16	28.253	23.275	51.541	+00.000
2	103 Grzyb Michał .	12	28.210	23.220	51.433	+00.360
3	200 Jenss Lars Ole .	11	28.168	23.315	51.602	+00.450
4	191 van Dijk Thom .	21	28.166	23.264	51.490	+01.358
5	99 Baccelleri Giovanni .	17	28.193	23.228	51.436	+01.453
6	60 Paleczka Edyta .	20	28.311	23.321	51.737	+09.227
7	88 Stefaniuk Wojciech .	2	28.405	23.564	52.023	+17.418
8	170 Rudek Krzysztof .	3	28.428	23.517	52.050	+18.078
9	71 Vieira Rodrigo .	26	28.491	23.283	51.953	+18.208
10	55 Kolela Steve .	14	28.343	23.503	52.019	+18.705
11	43 Polok Bartosz .	22	28.497	23.618	52.137	+20.812
12	6 Mebus Milko .	25	28.417	23.560	52.128	+22.333
13	33 Engstrom Jonte .	1	28.569	23.471	52.073	+22.545
14	56 Kraak Johnny .	10	28.441	23.465	51.973	+23.466
15	90 Grajkowski Rafal .	24	28.538	23.500	52.066	+24.241
16	44 Hojczyk Dawid .	6	28.507	23.513	52.110	+24.995
17	131 Stankiewicz Marcei .	18	28.604	23.563	52.167	+45.288
18	48 Migdałczyk Jarosław .	15	29.289	23.973	53.427	+1 LAP
19	84 Irzykowski Mariusz .	8	28.399	23.545	51.944	+10 LAP
THEORETICAL BEST LAP			28.166	23.220	51.386	

TRACK RECORDS

TOP DNIA			TOP TYGODNIA			TOP MIESIĄCA			TOP KONFIGURACJI			TOP KOBIET		
#	Driver	Lap	#	Driver	Lap	#	Driver	Lap	#	Driver	Lap	#	Driver	Lap
1	100 Haarbosch Rico .	50.274	1	Romano Franssen .	49.511	1	Romano Franssen .	49.511	1	Romano Franssen .	49.511	1	PALECZKA E.	52.523
2	125 Kahlert Daniel .	50.301	2	Jakub Kłęk .	49.527	2	Jakub Kłęk .	49.527	2	Jakub Kłęk .	49.527	2	MOTZ M.	54.835
3	29 Neefs Peter .	50.335	3	Jakub Olechowski .	49.614	3	Jakub Olechowski .	49.614	3	Jakub Olechowski .	49.614	3	VERSCHOOR T.	55.332
4	198 Pel Artur .	50.335	4	Mateusz Bartsch .	49.619	4	Mateusz Bartsch .	49.619	4	Mateusz Bartsch .	49.619	4	PRUCNAL K.	55.502
5	38 Logan Sougne .	50.377	5	Erik Berggren .	49.762	5	Erik Berggren .	49.762	5	Erik Berggren .	49.762	5	PRUCNAL K.	55.704
6	95 Verhoeven Christophe .	50.418	6	Dawid Chart .	49.798	6	Dawid Chart .	49.798	6	Dawid Chart .	49.798	6	PILAT K.	55.739
7	166 Franssen Romano .	50.424	7	Wojciech Stefaniuk .	49.807	7	Wojciech Stefaniuk .	49.807	7	Wojciech Stefaniuk .	49.807	7	---	00.000
8	179 Balneger Selina .	50.449	8	Lorenzo Stolk .	49.818	8	Lorenzo Stolk .	49.818	8	Lorenzo Stolk .	49.818	8	---	00.000
9	66 Holler Dennis .	50.463	9	Gaal Andras .	49.831	9	Gaal Andras .	49.831	9	Gaal Andras .	49.831	9	---	00.000
10	195 Lencses Balint .	50.493	10	Lars-Ole Jenss .	49.852	10	Lars-Ole Jenss .	49.852	10	Lars-Ole Jenss .	49.852	10	---	00.000

Position	Kart	Best Lap	Date
2	103 Grzyb Michal	Kart 12	51.433
			25-07-2018



YOUR RESULTS

Lap	S1	S2	Lap time
1	31.532	23.920	55.452
2	28.811	23.872	52.683
3	28.724	23.488	52.212
4	28.581	23.454	52.035
5	28.479	23.453	51.932
6	28.426	23.367	51.793
7	28.496	23.308	51.804
8	28.347	23.311	51.658
9	28.498	23.362	51.860
10	28.332	23.348	51.680
11	28.261	23.292	51.553
12	28.223	23.323	51.546
13	28.257	35.835	01:04.092
14	29.752	23.322	53.074
15	28.458	23.578	52.036
16	28.317	23.313	51.630
17	28.272	23.246	51.518
18	28.213	23.220	51.433
19	28.210	23.261	51.471
20	28.432	23.348	51.780
21	28.351	23.239	51.590
22	28.297	23.258	51.555
23	28.390	23.276	51.666
24	28.311	23.414	51.725
25	28.352	23.760	52.112
IDEAL	28.210	23.220	51.430

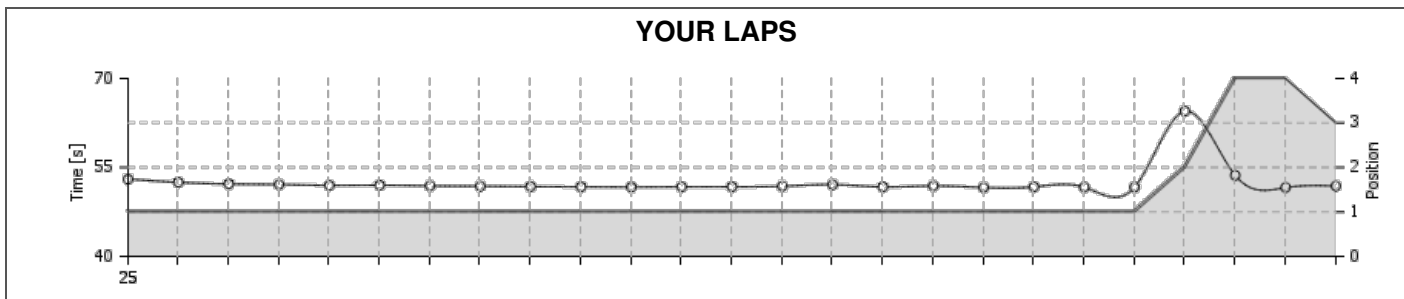
YOUR COMPETITORS

Pos	Driver	Kart	Best S1	Best S2	Best Lap	Gap
1	69 Wauters Cédric .	16	28.253	23.275	51.541	+00.000
2	103 Grzyb Michal .	12	28.210	23.220	51.433	+00.360
3	200 Jenss Lars Ole .	11	28.168	23.315	51.602	+00.450
4	191 van Dijk Thom .	21	28.166	23.264	51.490	+01.358
5	99 Baccelleri Giovanni .	17	28.193	23.228	51.436	+01.453
6	60 Paleczka Edyta .	20	28.311	23.321	51.737	+09.227
7	88 Stefaniuk Wojciech .	2	28.405	23.564	52.023	+17.418
8	170 Rudek Krzysztof .	3	28.428	23.517	52.050	+18.078
9	71 Vieira Rodrigo .	26	28.491	23.283	51.953	+18.208
10	55 Kolela Steve .	14	28.343	23.503	52.019	+18.705
11	43 Polok Bartosz .	22	28.497	23.618	52.137	+20.812
12	6 Mebus Milko .	25	28.417	23.560	52.128	+22.333
13	33 Engstrom Jonte .	1	28.569	23.471	52.073	+22.545
14	56 Kraak Johnny .	10	28.441	23.465	51.973	+23.466
15	90 Grajkowski Rafal .	24	28.538	23.500	52.066	+24.241
16	44 Hojczyk Dawid .	6	28.507	23.513	52.110	+24.995
17	131 Stankiewicz Marcell .	18	28.604	23.563	52.167	+45.288
18	48 Migdałczyk Jaroslaw .	15	29.289	23.973	53.427	+1 LAP
19	84 Irzykowski Mariusz .	8	28.399	23.545	51.944	+10 LAP
THEORETICAL BEST LAP			28.166	23.220	51.386	

TRACK RECORDS

TOP DNIA			TOP TYGODNIA			TOP MIESIĄCA			TOP KONFIGURACJI			TOP KOBIECI		
#	Driver	Lap	#	Driver	Lap	#	Driver	Lap	#	Driver	Lap	#	Driver	Lap
1	100 Haarbosch Rico .	50.274	1	Romano Franssen .	49.511	1	Romano Franssen .	49.511	1	Romano Franssen .	49.511	1	PALECZKA E.	52.523
2	125 Kahler Daniel .	50.301	2	Jakub Klęk .	49.527	2	Jakub Klęk .	49.527	2	Jakub Klęk .	49.527	2	MOTZ M.	54.835
3	29 Neefs Peter .	50.335	3	Jakub Olechowski .	49.614	3	Jakub Olechowski .	49.614	3	Jakub Olechowski .	49.614	3	VERSCHOOR T.	55.332
4	198 Pel Artur .	50.335	4	Mateusz Bartsch .	49.619	4	Mateusz Bartsch .	49.619	4	Mateusz Bartsch .	49.619	4	PRUCNAL K.	55.502
5	38 Logan Sougne .	50.377	5	Erik Berggren .	49.762	5	Erik Berggren .	49.762	5	Erik Berggren .	49.762	5	PRUCNAL K.	55.704
6	95 Verhoeven Christophe .	50.418	6	Dawid Chart .	49.798	6	Dawid Chart .	49.798	6	Dawid Chart .	49.798	6	PILAT K.	55.739
7	166 Franssen Romano .	50.424	7	Wojciech Stefaniuk .	49.807	7	Wojciech Stefaniuk .	49.807	7	Wojciech Stefaniuk .	49.807	7	--	00.000
8	179 Balneger Selina .	50.449	8	Lorenzo Stolk .	49.818	8	Lorenzo Stolk .	49.818	8	Lorenzo Stolk .	49.818	8	--	00.000
9	66 Holler Dennis .	50.463	9	Gaal Andras .	49.831	9	Gaal Andras .	49.831	9	Gaal Andras .	49.831	9	--	00.000
10	195 Lencses Balint .	50.493	10	Lars-Ole Jenss .	49.852	10	Lars-Ole Jenss .	49.852	10	Lars-Ole Jenss .	49.852	10	--	00.000

Position	Kart	Best Lap	Date
3	200 Jenss Lars Ole	Kart 11	51.602
			25-07-2018



YOUR RESULTS

Lap	S1	S2	Lap time
1	28.936	24.098	53.034
2	28.755	23.733	52.488
3	28.565	23.640	52.205
4	28.539	23.580	52.119
5	28.402	23.567	51.969
6	28.386	23.614	52.000
7	28.307	23.579	51.886
8	28.292	23.545	51.837
9	28.267	23.506	51.773
10	28.209	23.513	51.722
11	28.168	23.522	51.690
12	28.200	23.522	51.722
13	28.239	23.493	51.732
14	28.287	23.540	51.827
15	28.559	23.542	52.101
16	28.244	23.470	51.714
17	28.333	23.549	51.882
18	28.221	23.392	51.613
19	28.263	23.459	51.722
20	28.218	23.436	51.654
21	28.235	23.431	51.666
22	28.224	36.287	01:04.511
23	30.300	23.347	53.647
24	28.287	23.315	51.602
25	28.441	23.423	51.864
IDEAL	28.168	23.315	51.483

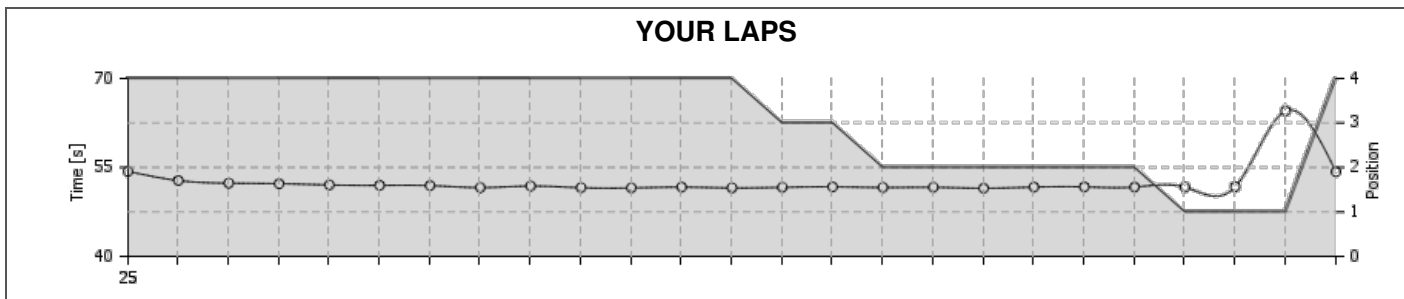
YOUR COMPETITORS

Pos	Driver	Kart	Best S1	Best S2	Best Lap	Gap
1	69 Wauters Cédric .	16	28.253	23.275	51.541	+00.000
2	103 Grzyb Michal .	12	28.210	23.220	51.433	+00.360
3	200 Jenss Lars Ole .	11	28.168	23.315	51.602	+00.450
4	191 van Dijk Thom .	21	28.166	23.264	51.490	+01.358
5	99 Baccelleri Giovanni .	17	28.193	23.228	51.436	+01.453
6	60 Paleczka Edyta .	20	28.311	23.321	51.737	+09.227
7	88 Stefaniuk Wojciech .	2	28.405	23.564	52.023	+17.418
8	170 Rudek Krzysztof .	3	28.428	23.517	52.050	+18.078
9	71 Vieira Rodrigo .	26	28.491	23.283	51.953	+18.208
10	55 Kolela Steve .	14	28.343	23.503	52.019	+18.705
11	43 Polok Bartosz .	22	28.497	23.618	52.137	+20.812
12	6 Mebus Milko .	25	28.417	23.560	52.128	+22.333
13	33 Engstrom Jonte .	1	28.569	23.471	52.073	+22.545
14	56 Kraak Johnny .	10	28.441	23.465	51.973	+23.466
15	90 Grajkowski Rafal .	24	28.538	23.500	52.066	+24.241
16	44 Hojczyk Dawid .	6	28.507	23.513	52.110	+24.995
17	131 Stankiewicz Marcell .	18	28.604	23.563	52.167	+45.288
18	48 Migdalczyk Jaroslaw .	15	29.289	23.973	53.427	+1 LAP
19	84 Irzykowski Mariusz .	8	28.399	23.545	51.944	+10 LAP
THEORETICAL BEST LAP			28.166	23.220	51.386	

TRACK RECORDS

TOP DNIA			TOP TYGODNIA			TOP MIESIĄCA			TOP KONFIGURACJI			TOP KOBIEŃ		
#	Driver	Lap	#	Driver	Lap	#	Driver	Lap	#	Driver	Lap	#	Driver	Lap
1	100 Haarbosch Rico .	50.274	1	Romano Franssen .	49.511	1	Romano Franssen .	49.511	1	PALECZKA E.	52.523	1	PALECZKA E.	52.523
2	125 Kahler Daniel .	50.301	2	Jakub Klęk .	49.527	2	Jakub Klęk .	49.527	2	MOTZ M.	54.835	2	MOTZ M.	54.835
3	29 Neefs Peter .	50.335	3	Jakub Olechowski .	49.614	3	Jakub Olechowski .	49.614	3	Jakub Olechowski .	49.614	3	VERSCHOOR T.	55.332
4	198 Pel Artur .	50.335	4	Mateusz Bartsch .	49.619	4	Mateusz Bartsch .	49.619	4	Mateusz Bartsch .	49.619	4	PRUCNAL K.	55.502
5	38 Logan Sougne .	50.377	5	Erik Berggren .	49.762	5	Erik Berggren .	49.762	5	Erik Berggren .	49.762	5	PRUCNAL K.	55.704
6	95 Verhoeven Christophe .	50.418	6	Dawid Chart .	49.798	6	Dawid Chart .	49.798	6	Dawid Chart .	49.798	6	PILAT K.	55.739
7	166 Franssen Romano .	50.424	7	Wojciech Stefaniuk .	49.807	7	Wojciech Stefaniuk .	49.807	7	Wojciech Stefaniuk .	49.807	7	---	00.000
8	179 Balneger Selina .	50.449	8	Lorenzo Stolk .	49.818	8	Lorenzo Stolk .	49.818	8	Lorenzo Stolk .	49.818	8	---	00.000
9	66 Holler Dennis .	50.463	9	Gaal Andras .	49.831	9	Gaal Andras .	49.831	9	Gaal Andras .	49.831	9	---	00.000
10	195 Lencses Balint .	50.493	10	Lars-Ole Jenss .	49.852	10	Lars-Ole Jenss .	49.852	10	Lars-Ole Jenss .	49.852	10	---	00.000

Position	Kart	Best Lap	Date
4	191 van Dijk Thom	51.490	25-07-2018



YOUR RESULTS

Lap	S1	S2	Lap time
1	30.429	23.911	54.340
2	29.068	23.718	52.786
3	28.732	23.609	52.341
4	28.702	23.558	52.260
5	28.596	23.449	52.045
6	28.556	23.419	51.975
7	28.536	23.400	51.936
8	28.254	23.343	51.597
9	28.504	23.351	51.855
10	28.286	23.291	51.577
11	28.166	23.375	51.541
12	28.323	23.356	51.679
13	28.216	23.320	51.536
14	28.245	23.392	51.637
15	28.452	23.273	51.725
16	28.253	23.360	51.613
17	28.226	23.421	51.647
18	28.174	23.316	51.490
19	28.325	23.357	51.682
20	28.450	23.264	51.714
21	28.410	23.275	51.685
22	28.306	23.367	51.673
23	28.361	23.377	51.738
24	28.352	36.180	01:04.532
25	30.598	23.686	54.284
IDEAL	28.166	23.264	51.430

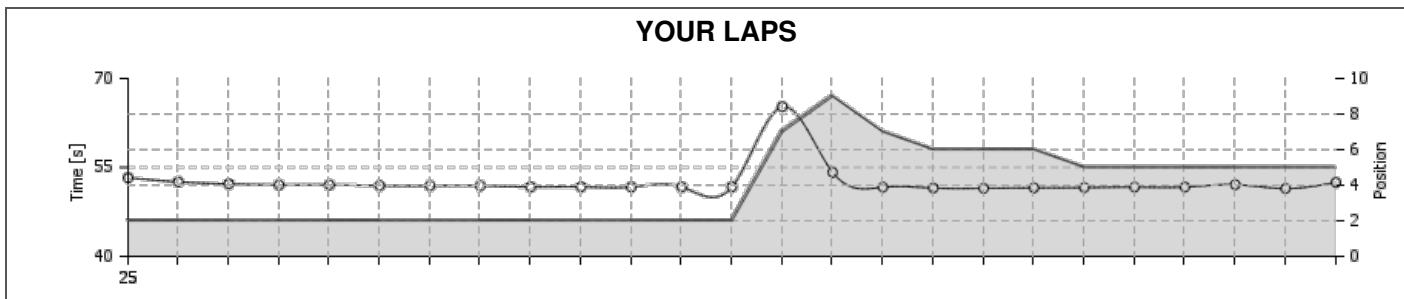
YOUR COMPETITORS

Pos	Driver	Kart	Best S1	Best S2	Best Lap	Gap
1	69 Wauters Cédric .	16	28.253	23.275	51.541	+00.000
2	103 Grzyb Michał .	12	28.210	23.220	51.433	+00.360
3	200 Jenss Lars Ole .	11	28.168	23.315	51.602	+00.450
4	191 van Dijk Thom .	21	28.166	23.264	51.490	+01.358
5	99 Baccelleri Giovanni .	17	28.193	23.228	51.436	+01.453
6	60 Paleczka Edyta .	20	28.311	23.321	51.737	+09.227
7	88 Stefaniuk Wojciech .	2	28.405	23.564	52.023	+17.418
8	170 Rudek Krzysztof .	3	28.428	23.517	52.050	+18.078
9	71 Vieira Rodrigo .	26	28.491	23.283	51.953	+18.208
10	55 Kolela Steve .	14	28.343	23.503	52.019	+18.705
11	43 Polok Bartosz .	22	28.497	23.618	52.137	+20.812
12	6 Mebus Milko .	25	28.417	23.560	52.128	+22.333
13	33 Engstrom Jonte .	1	28.569	23.471	52.073	+22.545
14	56 Kraak Johnny .	10	28.441	23.465	51.973	+23.466
15	90 Grajkowski Rafal .	24	28.538	23.500	52.066	+24.241
16	44 Hojczyk Dawid .	6	28.507	23.513	52.110	+24.995
17	131 Stankiewicz Marcei .	18	28.604	23.563	52.167	+45.288
18	48 Migdałczyk Jarosław .	15	29.289	23.973	53.427	+1 LAP
19	84 Irzykowski Mariusz .	8	28.399	23.545	51.944	+10 LAP
THEORETICAL BEST LAP			28.166	23.220	51.386	

TRACK RECORDS

TOP DNIA			TOP TYGODNIA			TOP MIESIĄCA			TOP KONFIGURACJI			TOP KOBIEŃ		
#	Driver	Lap	#	Driver	Lap	#	Driver	Lap	#	Driver	Lap	#	Driver	Lap
1	100 Haarbosch Rico .	50.274	1	Romano Franssen .	49.511	1	Romano Franssen .	49.511	1	PALECZKA E.	52.523	1	PALECZKA E.	52.523
2	125 Kahlert Daniel .	50.301	2	Jakub Klęk .	49.527	2	Jakub Klęk .	49.527	2	Jakub Klęk .	49.527	2	MOTZ M.	54.835
3	29 Neefs Peter .	50.335	3	Jakub Olechowski .	49.614	3	Jakub Olechowski .	49.614	3	Jakub Olechowski .	49.614	3	VERSCHOOR T.	55.332
4	198 Pel Artur .	50.335	4	Mateusz Bartsch .	49.619	4	Mateusz Bartsch .	49.619	4	Mateusz Bartsch .	49.619	4	PRUCNAL K.	55.502
5	38 Logan Sougne .	50.377	5	Erik Berggren .	49.762	5	Erik Berggren .	49.762	5	Erik Berggren .	49.762	5	PRUCNAL K.	55.704
6	95 Verhoeven Christophe .	50.418	6	Dawid Chart .	49.798	6	Dawid Chart .	49.798	6	Dawid Chart .	49.798	6	PILAT K.	55.739
7	166 Franssen Romano .	50.424	7	Wojciech Stefaniuk .	49.807	7	Wojciech Stefaniuk .	49.807	7	Wojciech Stefaniuk .	49.807	7	---	00.000
8	179 Balneger Selina .	50.449	8	Lorenzo Stolk .	49.818	8	Lorenzo Stolk .	49.818	8	Lorenzo Stolk .	49.818	8	---	00.000
9	66 Holler Dennis .	50.463	9	Gaal Andras .	49.831	9	Gaal Andras .	49.831	9	Gaal Andras .	49.831	9	---	00.000
10	195 Lencses Balint .	50.493	10	Lars-Ole Jenss .	49.852	10	Lars-Ole Jenss .	49.852	10	Lars-Ole Jenss .	49.852	10	---	00.000

Position	Kart	Best Lap	Date
5	Kart 17	51.436	25-07-2018



YOUR RESULTS

Lap	S1	S2	Lap time
1	29.343	23.916	53.259
2	28.870	23.681	52.551
3	28.686	23.523	52.209
4	28.585	23.459	52.044
5	28.444	23.621	52.065
6	28.459	23.464	51.923
7	28.520	23.380	51.900
8	28.485	23.431	51.916
9	28.340	23.368	51.708
10	28.361	23.359	51.720
11	28.312	23.390	51.702
12	28.361	23.335	51.696
13	28.340	23.384	51.724
14	28.543	36.700	01:05.243
15	30.560	23.607	54.167
16	28.355	23.310	51.665
17	28.193	23.325	51.518
18	28.248	23.228	51.476
19	28.234	23.316	51.550
20	28.298	23.288	51.586
21	28.384	23.290	51.674
22	28.363	23.328	51.691
23	28.805	23.283	52.088
24	28.197	23.239	51.436
25	28.940	23.532	52.472
IDEAL	28.193	23.228	51.421

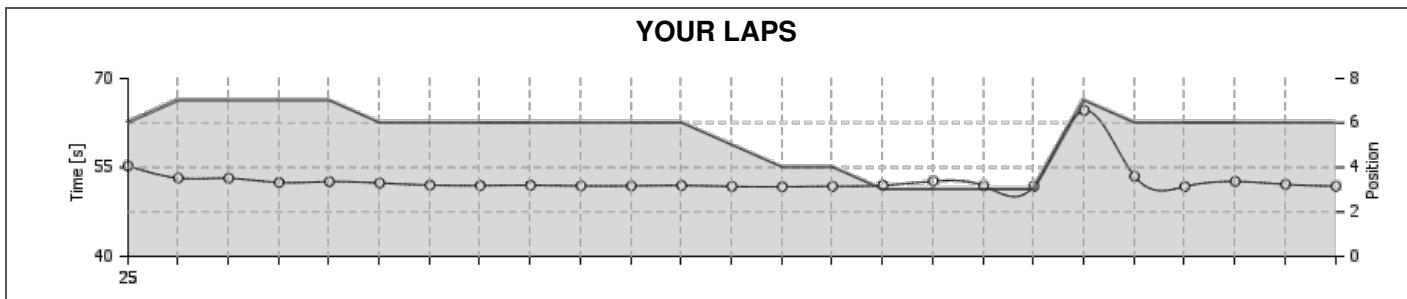
YOUR COMPETITORS

Pos	Driver	Kart	Best S1	Best S2	Best Lap	Gap
1	69 Wauters Cédric .	16	28.253	23.275	51.541	+00.000
2	103 Grzyb Michal .	12	28.210	23.220	51.433	+00.360
3	200 Jenss Lars Ole .	11	28.168	23.315	51.602	+00.450
4	191 van Dijk Thom .	21	28.166	23.264	51.490	+01.358
5	99 Baccelleri Giovanni .	17	28.193	23.228	51.436	+01.453
6	60 Paleczka Edyta .	20	28.311	23.321	51.737	+09.227
7	88 Stefaniuk Wojciech .	2	28.405	23.564	52.023	+17.418
8	170 Rudek Krzysztof .	3	28.428	23.517	52.050	+18.078
9	71 Vieira Rodrigo .	26	28.491	23.283	51.953	+18.208
10	55 Kolela Steve .	14	28.343	23.503	52.019	+18.705
11	43 Polok Bartosz .	22	28.497	23.618	52.137	+20.812
12	6 Mebus Milko .	25	28.417	23.560	52.128	+22.333
13	33 Engstrom Jonte .	1	28.569	23.471	52.073	+22.545
14	56 Kraak Johnny .	10	28.441	23.465	51.973	+23.466
15	90 Grajkowski Rafal .	24	28.538	23.500	52.066	+24.241
16	44 Hojczyk Dawid .	6	28.507	23.513	52.110	+24.995
17	131 Stankiewicz Marcei .	18	28.604	23.563	52.167	+45.288
18	48 Migdalczyk Jaroslaw .	15	29.289	23.973	53.427	+1 LAP
19	84 Irzykowski Mariusz .	8	28.399	23.545	51.944	+10 LAP
THEORETICAL BEST LAP			28.166	23.220	51.386	

TRACK RECORDS

TOP DNIA			TOP TYGODNIA			TOP MIESIĄCA			TOP KONFIGURACJI			TOP KOBIEC		
#	Driver	Lap	#	Driver	Lap	#	Driver	Lap	#	Driver	Lap	#	Driver	Lap
1	100 Haarbosch Rico .	50.274	1	Romano Franssen .	49.511	1	Romano Franssen .	49.511	1	PALECZKA E.	52.523	1	PALECZKA E.	52.523
2	125 Kahlert Daniel .	50.301	2	Jakub Klęk .	49.527	2	Jakub Klęk .	49.527	2	Jakub Klęk .	49.527	2	MOTZ M.	54.835
3	29 Neefs Peter .	50.335	3	Jakub Olechowski .	49.614	3	Jakub Olechowski .	49.614	3	Jakub Olechowski .	49.614	3	VERSCHOOR T.	55.332
4	198 Pel Artur .	50.335	4	Mateusz Bartsch .	49.619	4	Mateusz Bartsch .	49.619	4	Mateusz Bartsch .	49.619	4	PRUCNAL K.	55.502
5	38 Logan Sougne .	50.377	5	Erik Berggren .	49.762	5	Erik Berggren .	49.762	5	Erik Berggren .	49.762	5	PRUCNAL K.	55.704
6	95 Verhoeven Christophe .	50.418	6	Dawid Chart .	49.798	6	Dawid Chart .	49.798	6	Dawid Chart .	49.798	6	PILAT K.	55.739
7	166 Franssen Romano .	50.424	7	Wojciech Stefaniuk .	49.807	7	Wojciech Stefaniuk .	49.807	7	Wojciech Stefaniuk .	49.807	7	---	00.000
8	179 Balneger Selina .	50.449	8	Lorenzo Stolk .	49.818	8	Lorenzo Stolk .	49.818	8	Lorenzo Stolk .	49.818	8	---	00.000
9	66 Holler Dennis .	50.463	9	Gaal Andras .	49.831	9	Gaal Andras .	49.831	9	Gaal Andras .	49.831	9	---	00.000
10	195 Lencses Balint .	50.493	10	Lars-Ole Jenss .	49.852	10	Lars-Ole Jenss .	49.852	10	Lars-Ole Jenss .	49.852	10	---	00.000

Position	Kart	Best Lap	Date
6	Kart 20	51.737	25-07-2018



YOUR RESULTS

Lap	S1	S2	Lap time
1	31.130	24.124	55.254
2	29.490	23.713	53.203
3	29.509	23.647	53.156
4	28.769	23.690	52.459
5	28.747	23.850	52.597
6	28.835	23.529	52.364
7	28.498	23.516	52.014
8	28.480	23.461	51.941
9	28.440	23.546	51.986
10	28.467	23.415	51.882
11	28.364	23.523	51.887
12	28.470	23.480	51.950
13	28.311	23.482	51.793
14	28.312	23.425	51.737
15	28.390	23.420	51.810
16	28.511	23.440	51.951
17	29.187	23.471	52.658
18	28.371	23.498	51.869
19	28.395	23.406	51.801
20	28.399	36.189	01:04.588
21	29.947	23.545	53.492
22	28.452	23.321	51.773
23	28.456	24.170	52.626
24	28.706	23.427	52.133
25	28.499	23.334	51.833
IDEAL	28.311	23.321	51.632

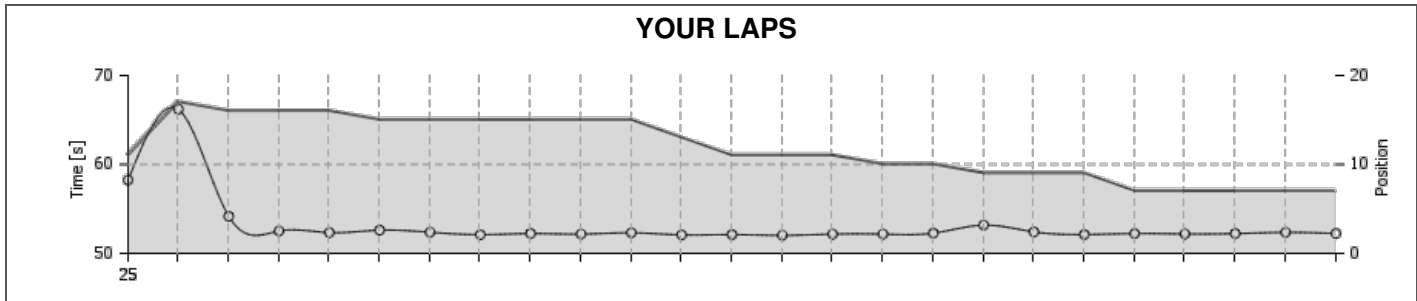
YOUR COMPETITORS

Pos	Driver	Kart	Best S1	Best S2	Best Lap	Gap
1	69 Wauters Cédric .	16	28.253	23.275	51.541	+00.000
2	103 Grzyb Michal .	12	28.210	23.220	51.433	+00.360
3	200 Jenss Lars Ole .	11	28.168	23.315	51.602	+00.450
4	191 van Dijk Thom .	21	28.166	23.264	51.490	+01.358
5	99 Baccelleri Giovanni .	17	28.193	23.228	51.436	+01.453
6	60 Paleczka Edyta .	20	28.311	23.321	51.737	+09.227
7	88 Stefaniuk Wojciech .	2	28.405	23.564	52.023	+17.418
8	170 Rudek Krzysztof .	3	28.428	23.517	52.050	+18.078
9	71 Vieira Rodrigo .	26	28.491	23.283	51.953	+18.208
10	55 Kolela Steve .	14	28.343	23.503	52.019	+18.705
11	43 Polok Bartosz .	22	28.497	23.618	52.137	+20.812
12	6 Mebus Milko .	25	28.417	23.560	52.128	+22.333
13	33 Engstrom Jonte .	1	28.569	23.471	52.073	+22.545
14	56 Kraak Johnny .	10	28.441	23.465	51.973	+23.466
15	90 Grajkowski Rafal .	24	28.538	23.500	52.066	+24.241
16	44 Hojczyk Dawid .	6	28.507	23.513	52.110	+24.995
17	131 Stankiewicz Marcei .	18	28.604	23.563	52.167	+45.288
18	48 Migdalczyk Jaroslaw .	15	29.289	23.973	53.427	+1 LAP
19	84 Irzykowski Mariusz .	8	28.399	23.545	51.944	+10 LAP
THEORETICAL BEST LAP			28.166	23.220	51.386	

TRACK RECORDS

TOP DNIA			TOP TYGODNIA			TOP MIESIĄCA			TOP KONFIGURACJI			TOP KOBIEC		
#	Driver	Lap	#	Driver	Lap	#	Driver	Lap	#	Driver	Lap	#	Driver	Lap
1	100 Haarbosch Rico .	50.274	1	Romano Franssen .	49.511	1	Romano Franssen .	49.511	1	Romano Franssen .	49.511	1	PALECZKA E.	52.523
2	125 Kahlert Daniel .	50.301	2	Jakub Klęk .	49.527	2	Jakub Klęk .	49.527	2	Jakub Klęk .	49.527	2	MOTZ M.	54.835
3	29 Neefs Peter .	50.335	3	Jakub Olechowski .	49.614	3	Jakub Olechowski .	49.614	3	Jakub Olechowski .	49.614	3	VERSCHOOR T.	55.332
4	198 Pel Artur .	50.335	4	Mateusz Bartsch .	49.619	4	Mateusz Bartsch .	49.619	4	Mateusz Bartsch .	49.619	4	PRUCNAL K.	55.502
5	38 Logan Sougne .	50.377	5	Erik Berggren .	49.762	5	Erik Berggren .	49.762	5	Erik Berggren .	49.762	5	PRUCNAL K.	55.704
6	95 Verhoeven Christophe .	50.418	6	Dawid Chart .	49.798	6	Dawid Chart .	49.798	6	Dawid Chart .	49.798	6	PILAT K.	55.739
7	166 Franssen Romano .	50.424	7	Wojciech Stefaniuk .	49.807	7	Wojciech Stefaniuk .	49.807	7	Wojciech Stefaniuk .	49.807	7	---	00.000
8	179 Balneger Selina .	50.449	8	Lorenzo Stolk .	49.818	8	Lorenzo Stolk .	49.818	8	Lorenzo Stolk .	49.818	8	---	00.000
9	66 Holler Dennis .	50.463	9	Gaal Andras .	49.831	9	Gaal Andras .	49.831	9	Gaal Andras .	49.831	9	---	00.000
10	195 Lencses Balint .	50.493	10	Lars-Ole Jenss .	49.852	10	Lars-Ole Jenss .	49.852	10	Lars-Ole Jenss .	49.852	10	---	00.000

Position	Kart	Best Lap	Date
7	Kart 2	52.023	25-07-2018
88 Stefaniuk Wojciech			



YOUR RESULTS

Lap	S1	S2	Lap time
1	34.281	23.958	58.239
2	29.604	36.601	01:06.205
3	30.352	23.812	54.164
4	28.758	23.755	52.513
5	28.727	23.606	52.333
6	28.868	23.739	52.607
7	28.594	23.777	52.371
8	28.537	23.564	52.101
9	28.617	23.607	52.224
10	28.552	23.610	52.162
11	28.566	23.746	52.312
12	28.477	23.598	52.075
13	28.414	23.691	52.105
14	28.409	23.614	52.023
15	28.415	23.745	52.160
16	28.449	23.713	52.162
17	28.589	23.680	52.269
18	28.631	24.539	53.170
19	28.762	23.653	52.415
20	28.405	23.709	52.114
21	28.499	23.727	52.226
22	28.540	23.641	52.181
23	28.623	23.598	52.221
24	28.514	23.843	52.357
25	28.519	23.720	52.239
IDEAL	28.405	23.564	51.969

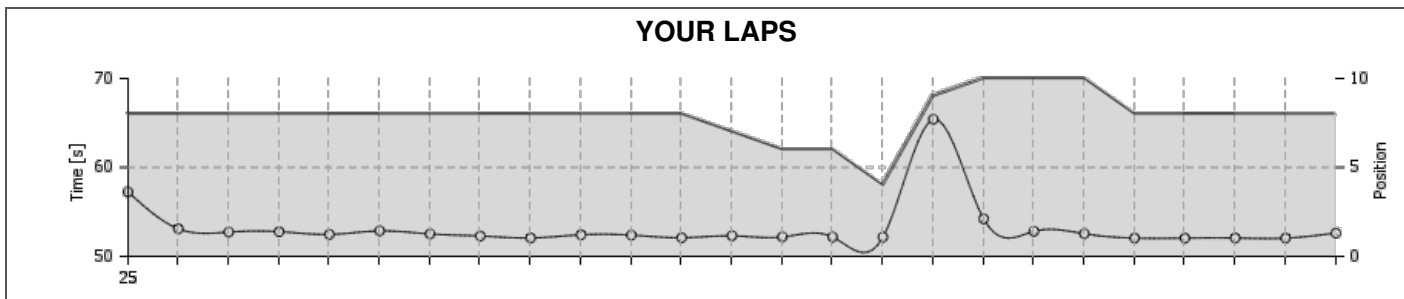
YOUR COMPETITORS

Pos	Driver	Kart	Best S1	Best S2	Best Lap	Gap
1	69 Wauters Cédric .	16	28.253	23.275	51.541	+00.000
2	103 Grzyb Michal .	12	28.210	23.220	51.433	+00.360
3	200 Jenss Lars Ole .	11	28.168	23.315	51.602	+00.450
4	191 van Dijk Thom .	21	28.166	23.264	51.490	+01.358
5	99 Baccelleri Giovanni .	17	28.193	23.228	51.436	+01.453
6	60 Paleczka Edyta .	20	28.311	23.321	51.737	+09.227
7	88 Stefaniuk Wojciech .	2	28.405	23.564	52.023	+17.418
8	170 Rudek Krzysztof .	3	28.428	23.517	52.050	+18.078
9	71 Vieira Rodrigo .	26	28.491	23.283	51.953	+18.208
10	55 Kolela Steve .	14	28.343	23.503	52.019	+18.705
11	43 Polok Bartosz .	22	28.497	23.618	52.137	+20.812
12	6 Mebus Milko .	25	28.417	23.560	52.128	+22.333
13	33 Engstrom Jonte .	1	28.569	23.471	52.073	+22.545
14	56 Kraak Johnny .	10	28.441	23.465	51.973	+23.466
15	90 Grajkowski Rafal .	24	28.538	23.500	52.066	+24.241
16	44 Hojczyk Dawid .	6	28.507	23.513	52.110	+24.995
17	131 Stankiewicz Marcei .	18	28.604	23.563	52.167	+45.288
18	48 Migdalczyk Jaroslaw .	15	29.289	23.973	53.427	+1 LAP
19	84 Irzykowski Mariusz .	8	28.399	23.545	51.944	+10 LAP
THEORETICAL BEST LAP			28.166	23.220	51.386	

TRACK RECORDS

TOP DNIA			TOP TYGODNIA			TOP MIESIĄCA			TOP KONFIGURACJI			TOP KOBIEC		
#	Driver	Lap	#	Driver	Lap	#	Driver	Lap	#	Driver	Lap	#	Driver	Lap
1	100 Haarbosch Rico .	50.274	1	Romano Franssen .	49.511	1	Romano Franssen .	49.511	1	Romano Franssen .	49.511	1	PALECZKA E.	52.523
2	125 Kahlert Daniel .	50.301	2	Jakub Klęk .	49.527	2	Jakub Klęk .	49.527	2	Jakub Klęk .	49.527	2	MOTZ M.	54.835
3	29 Neefs Peter .	50.335	3	Jakub Olechowski .	49.614	3	Jakub Olechowski .	49.614	3	Jakub Olechowski .	49.614	3	VERSCHOOR T.	55.332
4	198 Pel Artur .	50.335	4	Mateusz Bartsch .	49.619	4	Mateusz Bartsch .	49.619	4	Mateusz Bartsch .	49.619	4	PRUCNAL K.	55.502
5	38 Logan Sougne .	50.377	5	Erik Berggren .	49.762	5	Erik Berggren .	49.762	5	Erik Berggren .	49.762	5	PRUCNAL K.	55.704
6	95 Verhoeven Christophe .	50.418	6	Dawid Chart .	49.798	6	Dawid Chart .	49.798	6	Dawid Chart .	49.798	6	PILAT K.	55.739
7	166 Franssen Romano .	50.424	7	Wojciech Stefaniuk .	49.807	7	Wojciech Stefaniuk .	49.807	7	Wojciech Stefaniuk .	49.807	7	---	00.000
8	179 Balneger Selina .	50.449	8	Lorenzo Stolk .	49.818	8	Lorenzo Stolk .	49.818	8	Lorenzo Stolk .	49.818	8	---	00.000
9	66 Holler Dennis .	50.463	9	Gaal Andras .	49.831	9	Gaal Andras .	49.831	9	Gaal Andras .	49.831	9	---	00.000
10	195 Lencses Balint .	50.493	10	Lars-Ole Jenss .	49.852	10	Lars-Ole Jenss .	49.852	10	Lars-Ole Jenss .	49.852	10	---	00.000

Position	Kart	Best Lap	Date
8	Kart 3	52.050	25-07-2018
170 Rudek Krzysztof			



YOUR RESULTS

Lap	S1	S2	Lap time
1	32.953	24.285	57.238
2	29.160	23.934	53.094
3	28.949	23.782	52.731
4	29.017	23.765	52.782
5	28.748	23.717	52.465
6	29.032	23.832	52.864
7	28.796	23.721	52.517
8	28.699	23.591	52.290
9	28.550	23.517	52.067
10	28.665	23.765	52.430
11	28.790	23.597	52.387
12	28.477	23.620	52.097
13	28.788	23.521	52.309
14	28.560	23.618	52.178
15	28.564	23.610	52.174
16	28.516	23.641	52.157
17	28.650	36.758	01:05.408
18	30.398	23.827	54.225
19	29.163	23.651	52.814
20	28.827	23.717	52.544
21	28.428	23.625	52.053
22	28.531	23.520	52.051
23	28.515	23.543	52.058
24	28.513	23.537	52.050
25	28.933	23.692	52.625
IDEAL	28.428	23.517	51.945

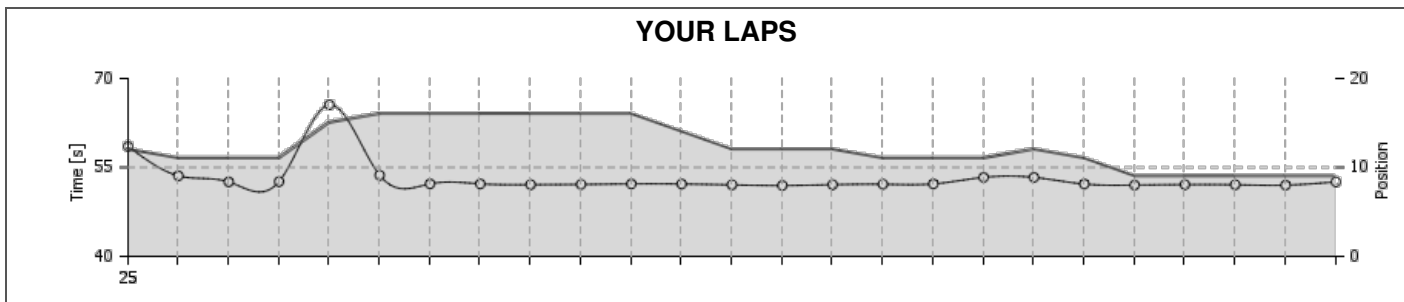
YOUR COMPETITORS

Pos	Driver	Kart	Best S1	Best S2	Best Lap	Gap
1	69 Wauters Cédric .	16	28.253	23.275	51.541	+00.000
2	103 Grzyb Michal .	12	28.210	23.220	51.433	+00.360
3	200 Jenss Lars Ole .	11	28.168	23.315	51.602	+00.450
4	191 van Dijk Thom .	21	28.166	23.264	51.490	+01.358
5	99 Baccelleri Giovanni .	17	28.193	23.228	51.436	+01.453
6	60 Paleczka Edyta .	20	28.311	23.321	51.737	+09.227
7	88 Stefaniuk Wojciech .	2	28.405	23.564	52.023	+17.418
8	170 Rudek Krzysztof .	3	28.428	23.517	52.050	+18.078
9	71 Vieira Rodrigo .	26	28.491	23.283	51.953	+18.208
10	55 Kolela Steve .	14	28.343	23.503	52.019	+18.705
11	43 Polok Bartosz .	22	28.497	23.618	52.137	+20.812
12	6 Mebus Milko .	25	28.417	23.560	52.128	+22.333
13	33 Engstrom Jonte .	1	28.569	23.471	52.073	+22.545
14	56 Kraak Johnny .	10	28.441	23.465	51.973	+23.466
15	90 Grajkowski Rafal .	24	28.538	23.500	52.066	+24.241
16	44 Hojczyk Dawid .	6	28.507	23.513	52.110	+24.995
17	131 Stankiewicz Marcei .	18	28.604	23.563	52.167	+45.288
18	48 Migdalczyk Jaroslaw .	15	29.289	23.973	53.427	+1 LAP
19	84 Irzykowski Mariusz .	8	28.399	23.545	51.944	+10 LAP
THEORETICAL BEST LAP			28.166	23.220	51.386	

TRACK RECORDS

TOP DNIA			TOP TYGODNIA			TOP MIESIĄCA			TOP KONFIGURACJI			TOP KOBIEC		
#	Driver	Lap	#	Driver	Lap	#	Driver	Lap	#	Driver	Lap	#	Driver	Lap
1	100 Haarbosch Rico .	50.274	1	Romano Franssen .	49.511	1	Romano Franssen .	49.511	1	PALECZKA E.	52.523	1	PALECZKA E.	52.523
2	125 Kahlert Daniel .	50.301	2	Jakub Klęk .	49.527	2	Jakub Klęk .	49.527	2	Jakub Klęk .	49.527	2	MOTZ M.	54.835
3	29 Neefs Peter .	50.335	3	Jakub Olechowski .	49.614	3	Jakub Olechowski .	49.614	3	Jakub Olechowski .	49.614	3	VERSCHOOR T.	55.332
4	198 Pel Artur .	50.335	4	Mateusz Bartsch .	49.619	4	Mateusz Bartsch .	49.619	4	Mateusz Bartsch .	49.619	4	PRUCNAL K.	55.502
5	38 Logan Sougne .	50.377	5	Erik Berggren .	49.762	5	Erik Berggren .	49.762	5	Erik Berggren .	49.762	5	PRUCNAL K.	55.704
6	95 Verhoeven Christophe .	50.418	6	Dawid Chart .	49.798	6	Dawid Chart .	49.798	6	Dawid Chart .	49.798	6	PILAT K.	55.739
7	166 Franssen Romano .	50.424	7	Wojciech Stefaniuk .	49.807	7	Wojciech Stefaniuk .	49.807	7	Wojciech Stefaniuk .	49.807	7	---	00.000
8	179 Balneger Selina .	50.449	8	Lorenzo Stolk .	49.818	8	Lorenzo Stolk .	49.818	8	Lorenzo Stolk .	49.818	8	---	00.000
9	66 Holler Dennis .	50.463	9	Gaal Andras .	49.831	9	Gaal Andras .	49.831	9	Gaal Andras .	49.831	9	---	00.000
10	195 Lencses Balint .	50.493	10	Lars-Ole Jenss .	49.852	10	Lars-Ole Jenss .	49.852	10	Lars-Ole Jenss .	49.852	10	---	00.000

Position	Kart	Best Lap	Date
9	71 Vieira Rodrigo	Kart 26	51.953
			25-07-2018



YOUR RESULTS

Lap	S1	S2	Lap time
1	34.645	23.914	58.559
2	29.582	24.002	53.584
3	29.017	23.545	52.562
4	28.869	23.734	52.603
5	29.024	36.545	01:05.569
6	30.204	23.459	53.663
7	28.831	23.406	52.237
8	28.753	23.477	52.230
9	28.739	23.349	52.088
10	28.593	23.536	52.129
11	28.749	23.472	52.221
12	28.665	23.538	52.203
13	28.491	23.564	52.055
14	28.663	23.290	51.953
15	28.632	23.455	52.087
16	28.782	23.378	52.160
17	28.797	23.421	52.218
18	28.823	24.502	53.325
19	29.993	23.330	53.323
20	28.549	23.648	52.197
21	28.709	23.315	52.024
22	28.708	23.387	52.095
23	28.700	23.372	52.072
24	28.731	23.283	52.014
25	29.111	23.456	52.567
IDEAL	28.491	23.283	51.774

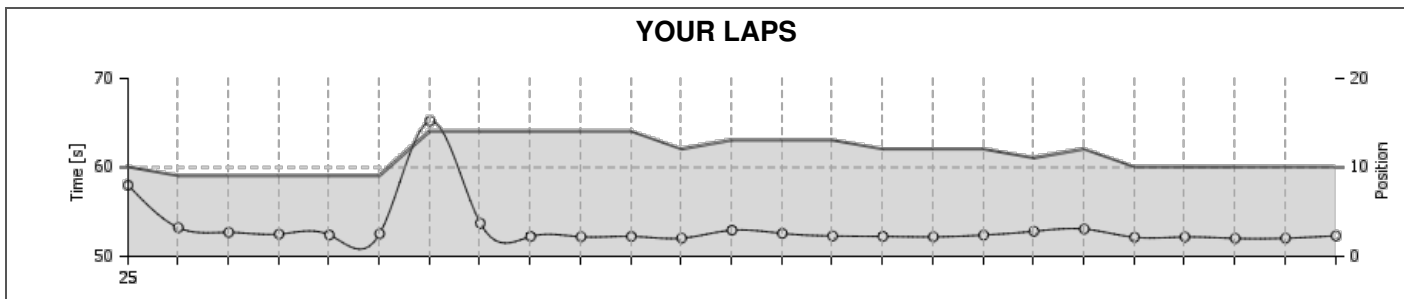
YOUR COMPETITORS

Pos	Driver	Kart	Best S1	Best S2	Best Lap	Gap
1	69 Wauters Cédric .	16	28.253	23.275	51.541	+00.000
2	103 Grzyb Michal .	12	28.210	23.220	51.433	+00.360
3	200 Jenss Lars Ole .	11	28.168	23.315	51.602	+00.450
4	191 van Dijk Thom .	21	28.166	23.264	51.490	+01.358
5	99 Baccelleri Giovanni .	17	28.193	23.228	51.436	+01.453
6	60 Paleczka Edyta .	20	28.311	23.321	51.737	+09.227
7	88 Stefaniuk Wojciech .	2	28.405	23.564	52.023	+17.418
8	170 Rudek Krzysztof .	3	28.428	23.517	52.050	+18.078
9	71 Vieira Rodrigo .	26	28.491	23.283	51.953	+18.208
10	55 Kolela Steve .	14	28.343	23.503	52.019	+18.705
11	43 Polok Bartosz .	22	28.497	23.618	52.137	+20.812
12	6 Mebus Milko .	25	28.417	23.560	52.128	+22.333
13	33 Engstrom Jonte .	1	28.569	23.471	52.073	+22.545
14	56 Kraak Johnny .	10	28.441	23.465	51.973	+23.466
15	90 Grajkowski Rafal .	24	28.538	23.500	52.066	+24.241
16	44 Hojczyk Dawid .	6	28.507	23.513	52.110	+24.995
17	131 Stankiewicz Marcei .	18	28.604	23.563	52.167	+45.288
18	48 Migdalczyk Jaroslaw .	15	29.289	23.973	53.427	+1 LAP
19	84 Irzykowski Mariusz .	8	28.399	23.545	51.944	+10 LAP
THEORETICAL BEST LAP			28.166	23.220	51.386	

TRACK RECORDS

TOP DNIA			TOP TYGODNIA			TOP MIESIĄCA			TOP KONFIGURACJI			TOP KOBIEC		
#	Driver	Lap	#	Driver	Lap	#	Driver	Lap	#	Driver	Lap	#	Driver	Lap
1	100 Haarbosch Rico .	50.274	1	Romano Franssen .	49.511	1	Romano Franssen .	49.511	1	Romano Franssen .	49.511	1	PALECZKA E.	52.523
2	125 Kahlert Daniel .	50.301	2	Jakub Klęk .	49.527	2	Jakub Klęk .	49.527	2	Jakub Klęk .	49.527	2	MOTZ M.	54.835
3	29 Neefs Peter .	50.335	3	Jakub Olechowski .	49.614	3	Jakub Olechowski .	49.614	3	Jakub Olechowski .	49.614	3	VERSCHOOR T.	55.332
4	198 Pel Artur .	50.335	4	Mateusz Bartsch .	49.619	4	Mateusz Bartsch .	49.619	4	Mateusz Bartsch .	49.619	4	PRUCNAL K.	55.502
5	38 Logan Sougne .	50.377	5	Erik Berggren .	49.762	5	Erik Berggren .	49.762	5	Erik Berggren .	49.762	5	PRUCNAL K.	55.704
6	95 Verhoeven Christophe .	50.418	6	Dawid Chart .	49.798	6	Dawid Chart .	49.798	6	Dawid Chart .	49.798	6	PILAT K.	55.739
7	166 Franssen Romano .	50.424	7	Wojciech Stefaniuk .	49.807	7	Wojciech Stefaniuk .	49.807	7	Wojciech Stefaniuk .	49.807	7	---	00.000
8	179 Balneger Selina .	50.449	8	Lorenzo Stolk .	49.818	8	Lorenzo Stolk .	49.818	8	Lorenzo Stolk .	49.818	8	---	00.000
9	66 Holler Dennis .	50.463	9	Gaal Andras .	49.831	9	Gaal Andras .	49.831	9	Gaal Andras .	49.831	9	---	00.000
10	195 Lencses Balint .	50.493	10	Lars-Ole Jenss .	49.852	10	Lars-Ole Jenss .	49.852	10	Lars-Ole Jenss .	49.852	10	---	00.000

Position	Kart	Best Lap	Date
10	55 Kolela Steve	Kart 14	52.019
			25-07-2018



YOUR RESULTS

Lap	S1	S2	Lap time
1	33.879	24.130	58.009
2	29.321	23.903	53.224
3	28.903	23.791	52.694
4	28.698	23.800	52.498
5	28.713	23.697	52.410
6	28.799	23.738	52.537
7	28.843	36.373	01:05.216
8	30.044	23.677	53.721
9	28.577	23.656	52.233
10	28.435	23.763	52.198
11	28.492	23.754	52.246
12	28.452	23.591	52.043
13	28.343	24.594	52.937
14	28.984	23.593	52.577
15	28.650	23.641	52.291
16	28.645	23.596	52.241
17	28.578	23.613	52.191
18	28.629	23.762	52.391
19	29.214	23.599	52.813
20	29.388	23.679	53.067
21	28.552	23.594	52.146
22	28.602	23.577	52.179
23	28.516	23.503	52.019
24	28.490	23.550	52.040
25	28.724	23.590	52.314
IDEAL	28.343	23.503	51.846

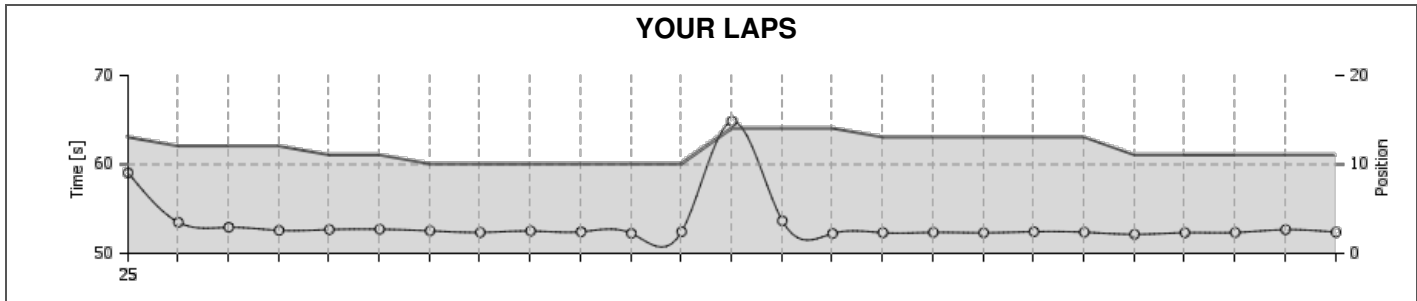
YOUR COMPETITORS

Pos	Driver	Kart	Best S1	Best S2	Best Lap	Gap
1	69 Wauters Cédric .	16	28.253	23.275	51.541	+00.000
2	103 Grzyb Michal .	12	28.210	23.220	51.433	+00.360
3	200 Jenss Lars Ole .	11	28.168	23.315	51.602	+00.450
4	191 van Dijk Thom .	21	28.166	23.264	51.490	+01.358
5	99 Baccelleri Giovanni .	17	28.193	23.228	51.436	+01.453
6	60 Paleczka Edyta .	20	28.311	23.321	51.737	+09.227
7	88 Stefaniuk Wojciech .	2	28.405	23.564	52.023	+17.418
8	170 Rudek Krzysztof .	3	28.428	23.517	52.050	+18.078
9	71 Vieira Rodrigo .	26	28.491	23.283	51.953	+18.208
10	55 Kolela Steve .	14	28.343	23.503	52.019	+18.705
11	43 Polok Bartosz .	22	28.497	23.618	52.137	+20.812
12	6 Mebus Milko .	25	28.417	23.560	52.128	+22.333
13	33 Engstrom Jonte .	1	28.569	23.471	52.073	+22.545
14	56 Kraak Johnny .	10	28.441	23.465	51.973	+23.466
15	90 Grajkowski Rafal .	24	28.538	23.500	52.066	+24.241
16	44 Hojczyk Dawid .	6	28.507	23.513	52.110	+24.995
17	131 Stankiewicz Marcell .	18	28.604	23.563	52.167	+45.288
18	48 Migdalczyk Jaroslaw .	15	29.289	23.973	53.427	+1 LAP
19	84 Irzykowski Mariusz .	8	28.399	23.545	51.944	+10 LAP
THEORETICAL BEST LAP			28.166	23.220	51.386	

TRACK RECORDS

TOP DNIA			TOP TYGODNIA			TOP MIESIĄCA			TOP KONFIGURACJI			TOP KOBIEŃ		
#	Driver	Lap	#	Driver	Lap	#	Driver	Lap	#	Driver	Lap	#	Driver	Lap
1	100 Haarbosch Rico .	50.274	1	Romano Franssen .	49.511	1	Romano Franssen .	49.511	1	PALECZKA E.	52.523	1	PALECZKA E.	52.523
2	125 Kahlert Daniel .	50.301	2	Jakub Klęk .	49.527	2	Jakub Klęk .	49.527	2	MOTZ M.	54.835	2	MOTZ M.	54.835
3	29 Neefs Peter .	50.335	3	Jakub Olechowski .	49.614	3	Jakub Olechowski .	49.614	3	Jakub Olechowski .	49.614	3	VERSCHOOR T.	55.332
4	198 Pel Artur .	50.335	4	Mateusz Bartsch .	49.619	4	Mateusz Bartsch .	49.619	4	Mateusz Bartsch .	49.619	4	PRUCNAL K.	55.502
5	38 Logan Sougne .	50.377	5	Erik Berggren .	49.762	5	Erik Berggren .	49.762	5	Erik Berggren .	49.762	5	PRUCNAL K.	55.704
6	95 Verhoeven Christophe .	50.418	6	Dawid Chart .	49.798	6	Dawid Chart .	49.798	6	Dawid Chart .	49.798	6	PILAT K.	55.739
7	166 Franssen Romano .	50.424	7	Wojciech Stefaniuk .	49.807	7	Wojciech Stefaniuk .	49.807	7	Wojciech Stefaniuk .	49.807	7	---	00.000
8	179 Balneger Selina .	50.449	8	Lorenzo Stolk .	49.818	8	Lorenzo Stolk .	49.818	8	Lorenzo Stolk .	49.818	8	---	00.000
9	66 Holler Dennis .	50.463	9	Gaal Andras .	49.831	9	Gaal Andras .	49.831	9	Gaal Andras .	49.831	9	---	00.000
10	195 Lencses Balint .	50.493	10	Lars-Ole Jenss .	49.852	10	Lars-Ole Jenss .	49.852	10	Lars-Ole Jenss .	49.852	10	---	00.000

Position	Kart	Best Lap	Date
11	43 Polok Bartosz	Kart 22	52.137
			25-07-2018



YOUR RESULTS

Lap	S1	S2	Lap time
1	35.067	24.002	59.069
2	29.368	24.126	53.494
3	29.107	23.819	52.926
4	28.777	23.807	52.584
5	28.712	23.959	52.671
6	28.695	24.013	52.708
7	28.732	23.798	52.530
8	28.516	23.841	52.357
9	28.723	23.788	52.511
10	28.556	23.872	52.428
11	28.557	23.692	52.249
12	28.624	23.815	52.439
13	28.687	36.150	01:04.837
14	29.997	23.667	53.664
15	28.521	23.712	52.233
16	28.617	23.704	52.321
17	28.559	23.795	52.354
18	28.511	23.800	52.311
19	28.686	23.749	52.435
20	28.545	23.830	52.375
21	28.497	23.640	52.137
22	28.624	23.698	52.322
23	28.724	23.618	52.342
24	28.741	23.924	52.665
25	28.651	23.729	52.380
IDEAL	28.497	23.618	52.115

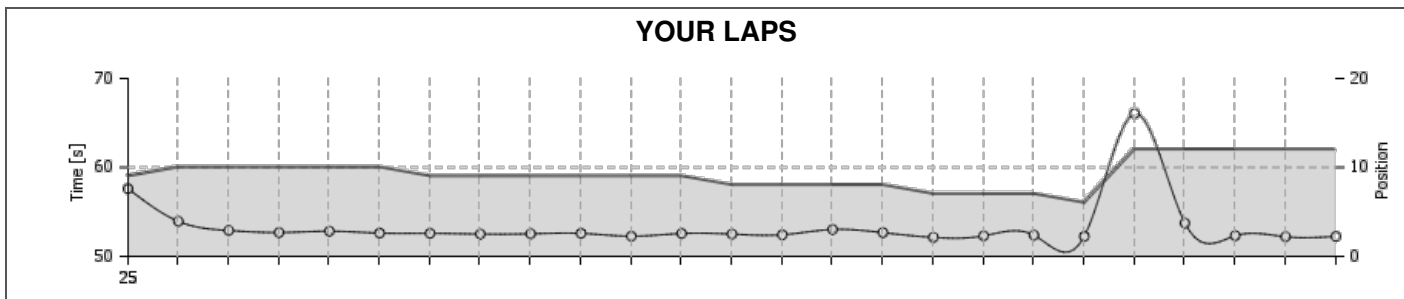
YOUR COMPETITORS

Pos	Driver	Kart	Best S1	Best S2	Best Lap	Gap
1	69 Wauters Cédric .	16	28.253	23.275	51.541	+00.000
2	103 Grzyb Michal .	12	28.210	23.220	51.433	+00.360
3	200 Jenss Lars Ole .	11	28.168	23.315	51.602	+00.450
4	191 van Dijk Thom .	21	28.166	23.264	51.490	+01.358
5	99 Baccelleri Giovanni .	17	28.193	23.228	51.436	+01.453
6	60 Paleczka Edyta .	20	28.311	23.321	51.737	+09.227
7	88 Stefaniuk Wojciech .	2	28.405	23.564	52.023	+17.418
8	170 Rudek Krzysztof .	3	28.428	23.517	52.050	+18.078
9	71 Vieira Rodrigo .	26	28.491	23.283	51.953	+18.208
10	55 Kolela Steve .	14	28.343	23.503	52.019	+18.705
11	43 Polok Bartosz .	22	28.497	23.618	52.137	+20.812
12	6 Mebus Milko .	25	28.417	23.560	52.128	+22.333
13	33 Engstrom Jonte .	1	28.569	23.471	52.073	+22.545
14	56 Kraak Johnny .	10	28.441	23.465	51.973	+23.466
15	90 Grajkowski Rafal .	24	28.538	23.500	52.066	+24.241
16	44 Hojczyk Dawid .	6	28.507	23.513	52.110	+24.995
17	131 Stankiewicz Marcei .	18	28.604	23.563	52.167	+45.288
18	48 Migdalczyk Jaroslaw .	15	29.289	23.973	53.427	+1 LAP
19	84 Irzykowski Mariusz .	8	28.399	23.545	51.944	+10 LAP
THEORETICAL BEST LAP			28.166	23.220	51.386	

TRACK RECORDS

TOP DNIA			TOP TYGODNIA			TOP MIESIĄCA			TOP KONFIGURACJI			TOP KOBIET		
#	Driver	Lap	#	Driver	Lap	#	Driver	Lap	#	Driver	Lap	#	Driver	Lap
1	100 Haarbosch Rico .	50.274	1	Romano Franssen .	49.511	1	Romano Franssen .	49.511	1	Romano Franssen .	49.511	1	PALECZKA E.	52.523
2	125 Kahlert Daniel .	50.301	2	Jakub Klęk .	49.527	2	Jakub Klęk .	49.527	2	Jakub Klęk .	49.527	2	MOTZ M.	54.835
3	29 Neefs Peter .	50.335	3	Jakub Olechowski .	49.614	3	Jakub Olechowski .	49.614	3	Jakub Olechowski .	49.614	3	VERSCHOOR T.	55.332
4	198 Pel Artur .	50.335	4	Mateusz Bartsch .	49.619	4	Mateusz Bartsch .	49.619	4	Mateusz Bartsch .	49.619	4	PRUCNAL K.	55.502
5	38 Logan Sougne .	50.377	5	Erik Berggren .	49.762	5	Erik Berggren .	49.762	5	Erik Berggren .	49.762	5	PRUCNAL K.	55.704
6	95 Verhoeven Christophe .	50.418	6	Dawid Chart .	49.798	6	Dawid Chart .	49.798	6	Dawid Chart .	49.798	6	PILAT K.	55.739
7	166 Franssen Romano .	50.424	7	Wojciech Stefaniuk .	49.807	7	Wojciech Stefaniuk .	49.807	7	Wojciech Stefaniuk .	49.807	7	--	00.000
8	179 Balneger Selina .	50.449	8	Lorenzo Stolk .	49.818	8	Lorenzo Stolk .	49.818	8	Lorenzo Stolk .	49.818	8	--	00.000
9	66 Holler Dennis .	50.463	9	Gaal Andras .	49.831	9	Gaal Andras .	49.831	9	Gaal Andras .	49.831	9	--	00.000
10	195 Lencses Balint .	50.493	10	Lars-Ole Jenss .	49.852	10	Lars-Ole Jenss .	49.852	10	Lars-Ole Jenss .	49.852	10	--	00.000

Position	Kart	Best Lap	Date
12	6 Mebus Milko	52.128	25-07-2018



YOUR RESULTS

Lap	S1	S2	Lap time
1	33.403	24.210	57.613
2	29.988	23.946	53.934
3	28.995	23.911	52.906
4	28.783	23.893	52.676
5	28.708	24.120	52.828
6	28.787	23.828	52.615
7	28.717	23.872	52.589
8	28.588	23.918	52.506
9	28.564	23.972	52.536
10	28.581	24.004	52.585
11	28.514	23.752	52.266
12	28.560	24.010	52.570
13	28.682	23.817	52.499
14	28.514	23.914	52.428
15	28.554	24.468	53.022
16	29.106	23.560	52.666
17	28.419	23.709	52.128
18	28.595	23.709	52.304
19	28.473	23.907	52.380
20	28.515	23.729	52.244
21	28.595	37.472	01:06.067
22	29.849	23.887	53.736
23	28.417	23.901	52.318
24	28.533	23.668	52.201
25	28.420	23.826	52.246
IDEAL	28.417	23.560	51.977

YOUR COMPETITORS

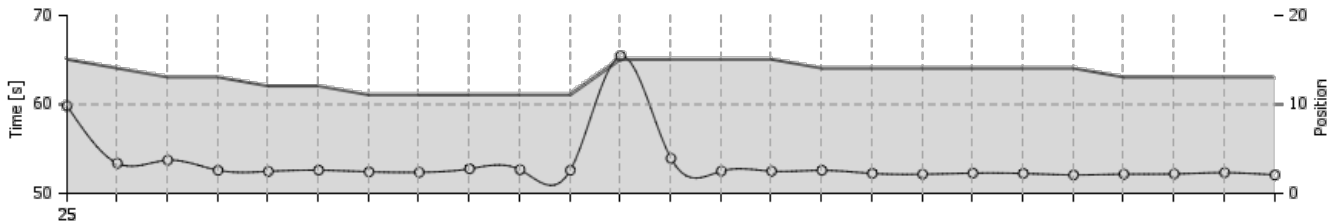
Pos	Driver	Kart	Best S1	Best S2	Best Lap	Gap
1	69 Wauters Cédric .	16	28.253	23.275	51.541	+00.000
2	103 Grzyb Michal .	12	28.210	23.220	51.433	+00.360
3	200 Jenss Lars Ole .	11	28.168	23.315	51.602	+00.450
4	191 van Dijk Thom .	21	28.166	23.264	51.490	+01.358
5	99 Baccelleri Giovanni .	17	28.193	23.228	51.436	+01.453
6	60 Paleczka Edyta .	20	28.311	23.321	51.737	+09.227
7	88 Stefaniuk Wojciech .	2	28.405	23.564	52.023	+17.418
8	170 Rudek Krzysztof .	3	28.428	23.517	52.050	+18.078
9	71 Vieira Rodrigo .	26	28.491	23.283	51.953	+18.208
10	55 Kolela Steve .	14	28.343	23.503	52.019	+18.705
11	43 Polok Bartosz .	22	28.497	23.618	52.137	+20.812
12	6 Mebus Milko .	25	28.417	23.560	52.128	+22.333
13	33 Engstrom Jonte .	1	28.569	23.471	52.073	+22.545
14	56 Kraak Johnny .	10	28.441	23.465	51.973	+23.466
15	90 Grajkowski Rafal .	24	28.538	23.500	52.066	+24.241
16	44 Hojczyk Dawid .	6	28.507	23.513	52.110	+24.995
17	131 Stankiewicz Marcei .	18	28.604	23.563	52.167	+45.288
18	48 Migdalczyk Jaroslaw .	15	29.289	23.973	53.427	+1 LAP
19	84 Irzykowski Mariusz .	8	28.399	23.545	51.944	+10 LAP
THEORETICAL BEST LAP			28.166	23.220	51.386	

TRACK RECORDS

TOP DNIA			TOP TYGODNIA			TOP MIESIĄCA			TOP KONFIGURACJI			TOP KOBIEC		
#	Driver	Lap	#	Driver	Lap	#	Driver	Lap	#	Driver	Lap	#	Driver	Lap
1	100 Haarbosch Rico .	50.274	1	Romano Franssen .	49.511	1	Romano Franssen .	49.511	1	Romano Franssen .	49.511	1	PALECZKA E.	52.523
2	125 Kahlert Daniel .	50.301	2	Jakub Klęk .	49.527	2	Jakub Klęk .	49.527	2	Jakub Klęk .	49.527	2	MOTZ M.	54.835
3	29 Neefs Peter .	50.335	3	Jakub Olechowski .	49.614	3	Jakub Olechowski .	49.614	3	Jakub Olechowski .	49.614	3	VERSCHOOR T.	55.332
4	198 Pel Artur .	50.335	4	Mateusz Bartsch .	49.619	4	Mateusz Bartsch .	49.619	4	Mateusz Bartsch .	49.619	4	PRUCNAL K.	55.502
5	38 Logan Sougne .	50.377	5	Erik Berggren .	49.762	5	Erik Berggren .	49.762	5	Erik Berggren .	49.762	5	PRUCNAL K.	55.704
6	95 Verhoeven Christophe .	50.418	6	Dawid Chart .	49.798	6	Dawid Chart .	49.798	6	Dawid Chart .	49.798	6	PILAT K.	55.739
7	166 Franssen Romano .	50.424	7	Wojciech Stefaniuk .	49.807	7	Wojciech Stefaniuk .	49.807	7	Wojciech Stefaniuk .	49.807	7	---	00.000
8	179 Balneger Selina .	50.449	8	Lorenzo Stolk .	49.818	8	Lorenzo Stolk .	49.818	8	Lorenzo Stolk .	49.818	8	---	00.000
9	66 Holler Dennis .	50.463	9	Gaal Andras .	49.831	9	Gaal Andras .	49.831	9	Gaal Andras .	49.831	9	---	00.000
10	195 Lencses Balint .	50.493	10	Lars-Ole Jenss .	49.852	10	Lars-Ole Jenss .	49.852	10	Lars-Ole Jenss .	49.852	10	---	00.000

Position	Kart	Best Lap	Date
13	Kart 1	52.073	25-07-2018

YOUR LAPS



YOUR RESULTS

Lap	S1	S2	Lap time
1	35.837	23.995	59.832
2	29.619	23.757	53.376
3	29.835	23.894	53.729
4	28.936	23.658	52.594
5	28.814	23.655	52.469
6	28.922	23.687	52.609
7	28.836	23.588	52.424
8	28.827	23.544	52.371
9	28.873	23.891	52.764
10	28.942	23.712	52.654
11	28.896	23.702	52.598
12	28.907	36.534	01:05.441
13	30.175	23.747	53.922
14	28.763	23.740	52.503
15	28.791	23.701	52.492
16	28.976	23.612	52.588
17	28.613	23.627	52.240
18	28.574	23.573	52.147
19	28.624	23.651	52.275
20	28.608	23.630	52.238
21	28.569	23.504	52.073
22	28.624	23.531	52.155
23	28.650	23.533	52.183
24	28.830	23.495	52.325
25	28.602	23.471	52.073
IDEAL	28.569	23.471	52.040

YOUR COMPETITORS

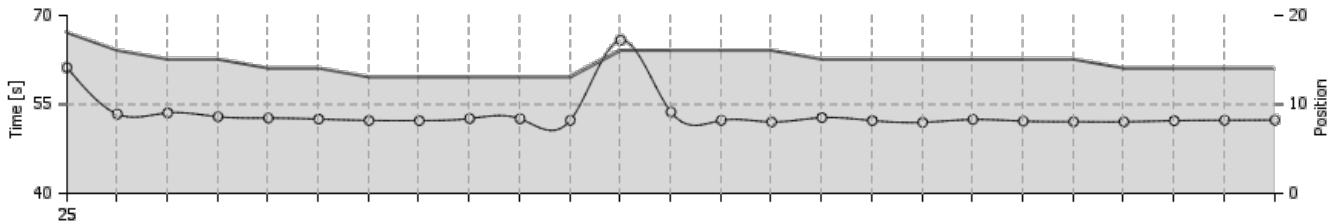
Pos	Driver	Kart	Best S1	Best S2	Best Lap	Gap
1	69 Wauters Cédric .	16	28.253	23.275	51.541	+00.000
2	103 Grzyb Michał .	12	28.210	23.220	51.433	+00.360
3	200 Jenss Lars Ole .	11	28.168	23.315	51.602	+00.450
4	191 van Dijk Thom .	21	28.166	23.264	51.490	+01.358
5	99 Baccelleri Giovanni .	17	28.193	23.228	51.436	+01.453
6	60 Paleczka Edyta .	20	28.311	23.321	51.737	+09.227
7	88 Stefaniuk Wojciech .	2	28.405	23.564	52.023	+17.418
8	170 Rudek Krzysztof .	3	28.428	23.517	52.050	+18.078
9	71 Vieira Rodrigo .	26	28.491	23.283	51.953	+18.208
10	55 Kolela Steve .	14	28.343	23.503	52.019	+18.705
11	43 Polok Bartosz .	22	28.497	23.618	52.137	+20.812
12	6 Mebus Milko .	25	28.417	23.560	52.128	+22.333
13	33 Engstrom Jonte .	1	28.569	23.471	52.073	+22.545
14	56 Kraak Johnny .	10	28.441	23.465	51.973	+23.466
15	90 Grajkowski Rafal .	24	28.538	23.500	52.066	+24.241
16	44 Hojczyk Dawid .	6	28.507	23.513	52.110	+24.995
17	131 Stankiewicz Marcei .	18	28.604	23.563	52.167	+45.288
18	48 Migdałczyk Jarosław .	15	29.289	23.973	53.427	+1 LAP
19	84 Irzykowski Mariusz .	8	28.399	23.545	51.944	+10 LAP
THEORETICAL BEST LAP			28.166	23.220	51.386	

TRACK RECORDS

TOP DNIA			TOP TYGODNIA			TOP MIESIĄCA			TOP KONFIGURACJI			TOP KOBIEŃ		
#	Driver	Lap	#	Driver	Lap	#	Driver	Lap	#	Driver	Lap	#	Driver	Lap
1	100 Haarbosch Rico .	50.274	1	Romano Franssen .	49.511	1	Romano Franssen .	49.511	1	Romano Franssen .	49.511	1	PALECZKA E.	52.523
2	125 Kahlert Daniel .	50.301	2	Jakub Kłęk .	49.527	2	Jakub Kłęk .	49.527	2	Jakub Kłęk .	49.527	2	MOTZ M.	54.835
3	29 Neefs Peter .	50.335	3	Jakub Olechowski .	49.614	3	Jakub Olechowski .	49.614	3	Jakub Olechowski .	49.614	3	VERSCHOOR T.	55.332
4	198 Pel Artur .	50.335	4	Mateusz Bartsch .	49.619	4	Mateusz Bartsch .	49.619	4	Mateusz Bartsch .	49.619	4	PRUCNAL K.	55.502
5	38 Logan Sougne .	50.377	5	Erik Berggren .	49.762	5	Erik Berggren .	49.762	5	Erik Berggren .	49.762	5	PRUCNAL K.	55.704
6	95 Verhoeven Christophe .	50.418	6	Dawid Chart .	49.798	6	Dawid Chart .	49.798	6	Dawid Chart .	49.798	6	PILAT K.	55.739
7	166 Franssen Romano .	50.424	7	Wojciech Stefaniuk .	49.807	7	Wojciech Stefaniuk .	49.807	7	Wojciech Stefaniuk .	49.807	7	---	00.000
8	179 Balneger Selina .	50.449	8	Lorenzo Stolk .	49.818	8	Lorenzo Stolk .	49.818	8	Lorenzo Stolk .	49.818	8	---	00.000
9	66 Holler Dennis .	50.463	9	Gaal Andras .	49.831	9	Gaal Andras .	49.831	9	Gaal Andras .	49.831	9	---	00.000
10	195 Lencses Balint .	50.493	10	Lars-Ole Jenss .	49.852	10	Lars-Ole Jenss .	49.852	10	Lars-Ole Jenss .	49.852	10	---	00.000

Position	Kart	Best Lap	Date
14	56 Kraak Johnny	Kart 10	51.973
			25-07-2018

YOUR LAPS



YOUR RESULTS

Lap	S1	S2	Lap time
1	37.106	24.107	01:01.213
2	29.375	23.985	53.360
3	29.130	24.445	53.575
4	29.150	23.773	52.923
5	29.031	23.667	52.698
6	28.785	23.741	52.526
7	28.659	23.637	52.296
8	28.682	23.588	52.270
9	29.003	23.610	52.613
10	28.892	23.676	52.568
11	28.796	23.528	52.324
12	28.722	37.119	01:05.841
13	30.097	23.609	53.706
14	28.701	23.611	52.312
15	28.575	23.465	52.040
16	28.973	23.795	52.768
17	28.596	23.675	52.271
18	28.441	23.532	51.973
19	28.764	23.693	52.457
20	28.616	23.558	52.174
21	28.558	23.519	52.077
22	28.560	23.504	52.064
23	28.610	23.646	52.256
24	28.675	23.652	52.327
25	28.678	23.686	52.364
IDEAL	28.441	23.465	51.906

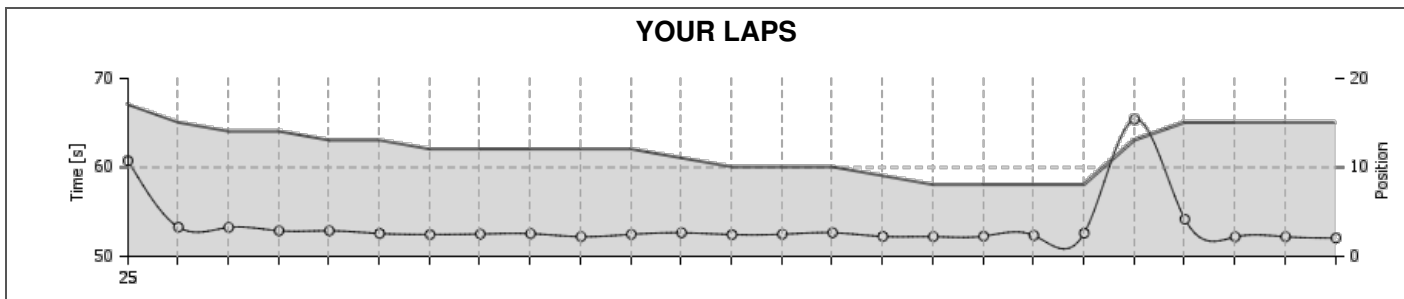
YOUR COMPETITORS

Pos	Driver	Kart	Best S1	Best S2	Best Lap	Gap
1	69 Wauters Cédric .	16	28.253	23.275	51.541	+00.000
2	103 Grzyb Michal .	12	28.210	23.220	51.433	+00.360
3	200 Jenss Lars Ole .	11	28.168	23.315	51.602	+00.450
4	191 van Dijk Thom .	21	28.166	23.264	51.490	+01.358
5	99 Baccelleri Giovanni .	17	28.193	23.228	51.436	+01.453
6	60 Paleczka Edyta .	20	28.311	23.321	51.737	+09.227
7	88 Stefaniuk Wojciech .	2	28.405	23.564	52.023	+17.418
8	170 Rudek Krzysztof .	3	28.428	23.517	52.050	+18.078
9	71 Vieira Rodrigo .	26	28.491	23.283	51.953	+18.208
10	55 Kolela Steve .	14	28.343	23.503	52.019	+18.705
11	43 Polok Bartosz .	22	28.497	23.618	52.137	+20.812
12	6 Mebus Milko .	25	28.417	23.560	52.128	+22.333
13	33 Engstrom Jonte .	1	28.569	23.471	52.073	+22.545
14	56 Kraak Johnny .	10	28.441	23.465	51.973	+23.466
15	90 Grajkowski Rafal .	24	28.538	23.500	52.066	+24.241
16	44 Hojczyk Dawid .	6	28.507	23.513	52.110	+24.995
17	131 Stankiewicz Marcell .	18	28.604	23.563	52.167	+45.288
18	48 Migdalczyk Jaroslaw .	15	29.289	23.973	53.427	+1 LAP
19	84 Irzykowski Mariusz .	8	28.399	23.545	51.944	+10 LAP
THEORETICAL BEST LAP			28.166	23.220	51.386	

TRACK RECORDS

TOP DNIA			TOP TYGODNIA			TOP MIESIĄCA			TOP KONFIGURACJI			TOP KOBIECI		
#	Driver	Lap	#	Driver	Lap	#	Driver	Lap	#	Driver	Lap	#	Driver	Lap
1	100 Haarbosch Rico .	50.274	1	Romano Franssen .	49.511	1	Romano Franssen .	49.511	1	Romano Franssen .	49.511	1	PALECZKA E.	52.523
2	125 Kahler Daniel .	50.301	2	Jakub Klęk .	49.527	2	Jakub Klęk .	49.527	2	Jakub Klęk .	49.527	2	MOTZ M.	54.835
3	29 Neefs Peter .	50.335	3	Jakub Olechowski .	49.614	3	Jakub Olechowski .	49.614	3	Jakub Olechowski .	49.614	3	VERSCHOOR T.	55.332
4	198 Pel Artur .	50.335	4	Mateusz Bartsch .	49.619	4	Mateusz Bartsch .	49.619	4	Mateusz Bartsch .	49.619	4	PRUCNAL K.	55.502
5	38 Logan Sougne .	50.377	5	Erik Berggren .	49.762	5	Erik Berggren .	49.762	5	Erik Berggren .	49.762	5	PRUCNAL K.	55.704
6	95 Verhoeven Christophe .	50.418	6	Dawid Chart .	49.798	6	Dawid Chart .	49.798	6	Dawid Chart .	49.798	6	PILAT K.	55.739
7	166 Franssen Romano .	50.424	7	Wojciech Stefaniuk .	49.807	7	Wojciech Stefaniuk .	49.807	7	Wojciech Stefaniuk .	49.807	7	--	00.000
8	179 Balneger Selina .	50.449	8	Lorenzo Stolk .	49.818	8	Lorenzo Stolk .	49.818	8	Lorenzo Stolk .	49.818	8	--	00.000
9	66 Holler Dennis .	50.463	9	Gaal Andras .	49.831	9	Gaal Andras .	49.831	9	Gaal Andras .	49.831	9	--	00.000
10	195 Lencses Balint .	50.493	10	Lars-Ole Jenss .	49.852	10	Lars-Ole Jenss .	49.852	10	Lars-Ole Jenss .	49.852	10	--	00.000

Position	Kart	Best Lap	Date
15	Kart 24	52.066	25-07-2018
90 Grajkowski Rafal			



YOUR RESULTS

Lap	S1	S2	Lap time
1	36.628	24.127	01:00.755
2	29.345	23.937	53.282
3	29.285	23.968	53.253
4	29.139	23.736	52.875
5	29.065	23.812	52.877
6	28.861	23.706	52.567
7	28.818	23.639	52.457
8	28.801	23.708	52.509
9	28.838	23.712	52.550
10	28.598	23.614	52.212
11	28.793	23.679	52.472
12	28.861	23.791	52.652
13	28.757	23.688	52.445
14	28.729	23.755	52.484
15	29.030	23.628	52.658
16	28.704	23.533	52.237
17	28.691	23.525	52.216
18	28.745	23.523	52.268
19	28.589	23.761	52.350
20	28.727	23.881	52.608
21	28.711	36.698	01:05.409
22	30.472	23.704	54.176
23	28.538	23.651	52.189
24	28.549	23.655	52.204
25	28.566	23.500	52.066
IDEAL	28.538	23.500	52.038

YOUR COMPETITORS

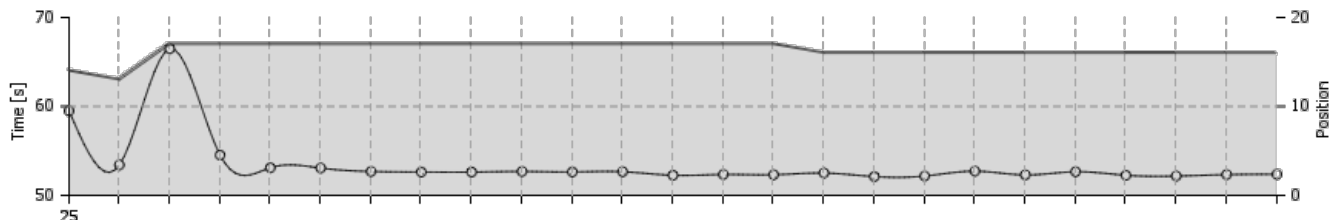
Pos	Driver	Kart	Best S1	Best S2	Best Lap	Gap
1	69 Wauters Cédric .	16	28.253	23.275	51.541	+00.000
2	103 Grzyb Michal .	12	28.210	23.220	51.433	+00.360
3	200 Jenss Lars Ole .	11	28.168	23.315	51.602	+00.450
4	191 van Dijk Thom .	21	28.166	23.264	51.490	+01.358
5	99 Baccelleri Giovanni .	17	28.193	23.228	51.436	+01.453
6	60 Paleczka Edyta .	20	28.311	23.321	51.737	+09.227
7	88 Stefaniuk Wojciech .	2	28.405	23.564	52.023	+17.418
8	170 Rudek Krzysztof .	3	28.428	23.517	52.050	+18.078
9	71 Vieira Rodrigo .	26	28.491	23.283	51.953	+18.208
10	55 Kolela Steve .	14	28.343	23.503	52.019	+18.705
11	43 Polok Bartosz .	22	28.497	23.618	52.137	+20.812
12	6 Mebus Milko .	25	28.417	23.560	52.128	+22.333
13	33 Engstrom Jonte .	1	28.569	23.471	52.073	+22.545
14	56 Kraak Johnny .	10	28.441	23.465	51.973	+23.466
15	90 Grajkowski Rafal .	24	28.538	23.500	52.066	+24.241
16	44 Hojczyk Dawid .	6	28.507	23.513	52.110	+24.995
17	131 Stankiewicz Marcei .	18	28.604	23.563	52.167	+45.288
18	48 Migdalczyk Jaroslaw .	15	29.289	23.973	53.427	+1 LAP
19	84 Irzykowski Mariusz .	8	28.399	23.545	51.944	+10 LAP
THEORETICAL BEST LAP			28.166	23.220	51.386	

TRACK RECORDS

TOP DNIA			TOP TYGODNIA			TOP MIESIĄCA			TOP KONFIGURACJI			TOP KOBIEŃ		
#	Driver	Lap	#	Driver	Lap	#	Driver	Lap	#	Driver	Lap	#	Driver	Lap
1	100 Haarbosch Rico .	50.274	1	Romano Franssen .	49.511	1	Romano Franssen .	49.511	1	Romano Franssen .	49.511	1	PALECZKA E.	52.523
2	125 Kahlert Daniel .	50.301	2	Jakub Klęk .	49.527	2	Jakub Klęk .	49.527	2	Jakub Klęk .	49.527	2	MOTZ M.	54.835
3	29 Neefs Peter .	50.335	3	Jakub Olechowski .	49.614	3	Jakub Olechowski .	49.614	3	Jakub Olechowski .	49.614	3	VERSCHOOR T.	55.332
4	198 Pel Artur .	50.335	4	Mateusz Bartsch .	49.619	4	Mateusz Bartsch .	49.619	4	Mateusz Bartsch .	49.619	4	PRUCNAL K.	55.502
5	38 Logan Sougne .	50.377	5	Erik Berggren .	49.762	5	Erik Berggren .	49.762	5	Erik Berggren .	49.762	5	PRUCNAL K.	55.704
6	95 Verhoeven Christophe .	50.418	6	Dawid Chart .	49.798	6	Dawid Chart .	49.798	6	Dawid Chart .	49.798	6	PILAT K.	55.739
7	166 Franssen Romano .	50.424	7	Wojciech Stefaniuk .	49.807	7	Wojciech Stefaniuk .	49.807	7	Wojciech Stefaniuk .	49.807	7	---	00.000
8	179 Balneger Selina .	50.449	8	Lorenzo Stolk .	49.818	8	Lorenzo Stolk .	49.818	8	Lorenzo Stolk .	49.818	8	---	00.000
9	66 Holler Dennis .	50.463	9	Gaal Andras .	49.831	9	Gaal Andras .	49.831	9	Gaal Andras .	49.831	9	---	00.000
10	195 Lencses Balint .	50.493	10	Lars-Ole Jenss .	49.852	10	Lars-Ole Jenss .	49.852	10	Lars-Ole Jenss .	49.852	10	---	00.000

Position **16** Kart **44 Hojczyk Dawid** Best Lap **52.110** Date **25-07-2018**

YOUR LAPS



YOUR RESULTS

Lap	S1	S2	Lap time
1	35.441	24.063	59.504
2	29.543	23.879	53.422
3	29.799	36.682	01:06.481
4	30.742	23.791	54.533
5	29.295	23.811	53.106
6	29.222	23.847	53.069
7	28.899	23.785	52.684
8	28.796	23.829	52.625
9	28.986	23.632	52.618
10	28.936	23.747	52.683
11	28.846	23.788	52.634
12	28.920	23.736	52.656
13	28.685	23.573	52.258
14	28.832	23.513	52.345
15	28.750	23.570	52.320
16	28.851	23.657	52.508
17	28.507	23.603	52.110
18	28.649	23.521	52.170
19	29.025	23.695	52.720
20	28.707	23.589	52.296
21	28.760	23.896	52.656
22	28.649	23.609	52.258
23	28.606	23.563	52.169
24	28.738	23.592	52.330
25	28.759	23.611	52.370
IDEAL	28.507	23.513	52.020

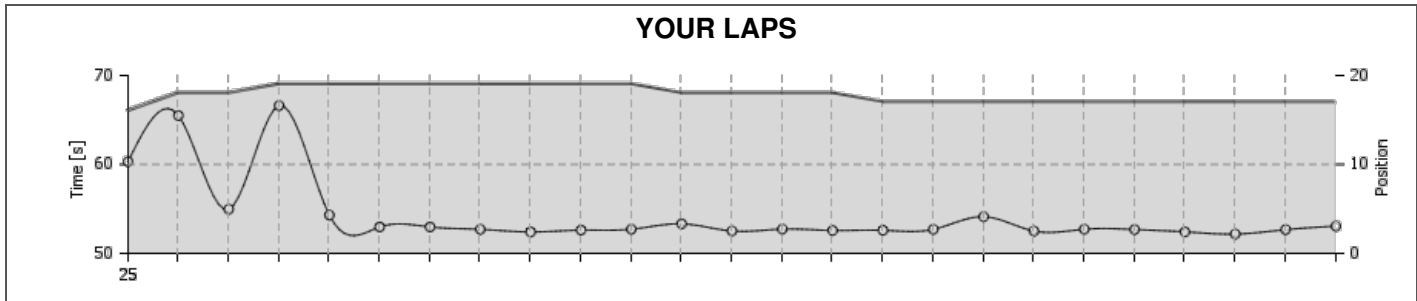
YOUR COMPETITORS

Pos	Driver	Kart	Best S1	Best S2	Best Lap	Gap
1	69 Wauters Cédric .	16	28.253	23.275	51.541	+00.000
2	103 Grzyb Michal .	12	28.210	23.220	51.433	+00.360
3	200 Jenss Lars Ole .	11	28.168	23.315	51.602	+00.450
4	191 van Dijk Thom .	21	28.166	23.264	51.490	+01.358
5	99 Baccelleri Giovanni .	17	28.193	23.228	51.436	+01.453
6	60 Paleczka Edyta .	20	28.311	23.321	51.737	+09.227
7	88 Stefaniuk Wojciech .	2	28.405	23.564	52.023	+17.418
8	170 Rudek Krzysztof .	3	28.428	23.517	52.050	+18.078
9	71 Vieira Rodrigo .	26	28.491	23.283	51.953	+18.208
10	55 Kolela Steve .	14	28.343	23.503	52.019	+18.705
11	43 Polok Bartosz .	22	28.497	23.618	52.137	+20.812
12	6 Mebus Milko .	25	28.417	23.560	52.128	+22.333
13	33 Engstrom Jonte .	1	28.569	23.471	52.073	+22.545
14	56 Kraak Johnny .	10	28.441	23.465	51.973	+23.466
15	90 Grajkowski Rafal .	24	28.538	23.500	52.066	+24.241
16	44 Hojczyk Dawid .	6	28.507	23.513	52.110	+24.995
17	131 Stankiewicz Marceli .	18	28.604	23.563	52.167	+45.288
18	48 Migdalczyk Jaroslaw .	15	29.289	23.973	53.427	+1 LAP
19	84 Irzykowski Mariusz .	8	28.399	23.545	51.944	+10 LAP
THEORETICAL BEST LAP			28.166	23.220	51.386	

TRACK RECORDS

TOP DNIA			TOP TYGODNIA			TOP MIESIĄCA			TOP KONFIGURACJI			TOP KOBIEŃ		
#	Driver	Lap	#	Driver	Lap	#	Driver	Lap	#	Driver	Lap	#	Driver	Lap
1	100 Haarbosch Rico .	50.274	1	Romano Franssen .	49.511	1	Romano Franssen .	49.511	1	Romano Franssen .	49.511	1	PALECZKA E.	52.523
2	125 Kahlert Daniel .	50.301	2	Jakub Klęk .	49.527	2	Jakub Klęk .	49.527	2	Jakub Klęk .	49.527	2	MOTZ M.	54.835
3	29 Neefs Peter .	50.335	3	Jakub Olechowski .	49.614	3	Jakub Olechowski .	49.614	3	Jakub Olechowski .	49.614	3	VERSCHOOR T.	55.332
4	198 Pel Artur .	50.335	4	Mateusz Bartsch .	49.619	4	Mateusz Bartsch .	49.619	4	Mateusz Bartsch .	49.619	4	PRUCNAL K.	55.502
5	38 Logan Sougne .	50.377	5	Erik Berggren .	49.762	5	Erik Berggren .	49.762	5	Erik Berggren .	49.762	5	PRUCNAL K.	55.704
6	95 Verhoeven Christophe .	50.418	6	Dawid Chart .	49.798	6	Dawid Chart .	49.798	6	Dawid Chart .	49.798	6	PILAT K.	55.739
7	166 Franssen Romano .	50.424	7	Wojciech Stefaniuk .	49.807	7	Wojciech Stefaniuk .	49.807	7	Wojciech Stefaniuk .	49.807	7	--	00.000
8	179 Balneger Selina .	50.449	8	Lorenzo Stolk .	49.818	8	Lorenzo Stolk .	49.818	8	Lorenzo Stolk .	49.818	8	--	00.000
9	66 Holler Dennis .	50.463	9	Gaal Andras .	49.831	9	Gaal Andras .	49.831	9	Gaal Andras .	49.831	9	--	00.000
10	195 Lencses Balint .	50.493	10	Lars-Ole Jenss .	49.852	10	Lars-Ole Jenss .	49.852	10	Lars-Ole Jenss .	49.852	10	--	00.000

Position	Kart	Best Lap	Date
17	Kart 18	52.167	25-07-2018
131 Stankiewicz Marcelli			



YOUR RESULTS

Lap	S1	S2	Lap time
1	36.149	24.175	01:00.324
2	29.369	36.130	01:05.499
3	31.061	23.896	54.957
4	30.096	36.519	01:06.615
5	30.327	23.973	54.300
6	29.133	23.837	52.970
7	29.007	23.963	52.970
8	28.933	23.767	52.700
9	28.697	23.709	52.406
10	28.746	23.869	52.615
11	28.737	23.974	52.711
12	29.393	23.929	53.322
13	28.809	23.704	52.513
14	28.843	23.880	52.723
15	28.866	23.710	52.576
16	28.802	23.790	52.592
17	28.907	23.789	52.696
18	30.320	23.804	54.124
19	28.937	23.570	52.507
20	28.868	23.841	52.709
21	28.948	23.731	52.679
22	28.790	23.631	52.421
23	28.604	23.563	52.167
24	28.786	23.878	52.664
25	29.301	23.757	53.058
IDEAL	28.604	23.563	52.167

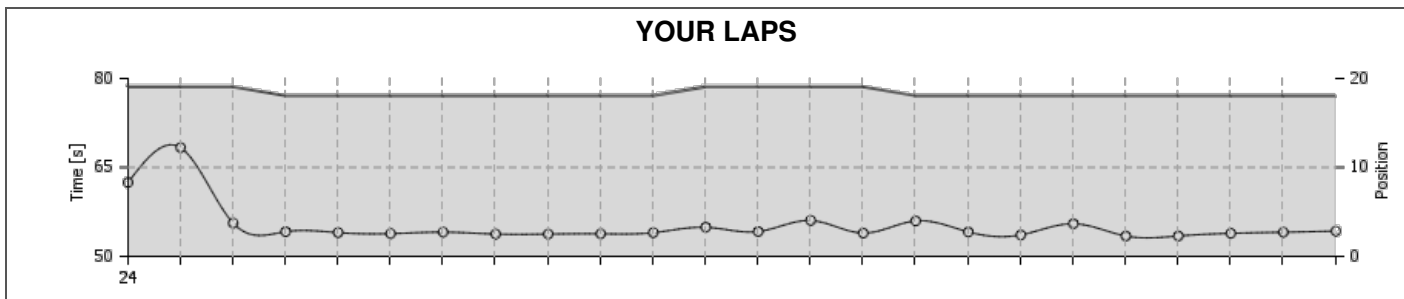
YOUR COMPETITORS

Pos	Driver	Kart	Best S1	Best S2	Best Lap	Gap
1	69 Wauters Cédric .	16	28.253	23.275	51.541	+00.000
2	103 Grzyb Michał .	12	28.210	23.220	51.433	+00.360
3	200 Jenss Lars Ole .	11	28.168	23.315	51.602	+00.450
4	191 van Dijk Thom .	21	28.166	23.264	51.490	+01.358
5	99 Baccelleri Giovanni .	17	28.193	23.228	51.436	+01.453
6	60 Paleczka Edyta .	20	28.311	23.321	51.737	+09.227
7	88 Stefaniuk Wojciech .	2	28.405	23.564	52.023	+17.418
8	170 Rudek Krzysztof .	3	28.428	23.517	52.050	+18.078
9	71 Vieira Rodrigo .	26	28.491	23.283	51.953	+18.208
10	55 Kolela Steve .	14	28.343	23.503	52.019	+18.705
11	43 Polok Bartosz .	22	28.497	23.618	52.137	+20.812
12	6 Mebus Milko .	25	28.417	23.560	52.128	+22.333
13	33 Engstrom Jonte .	1	28.569	23.471	52.073	+22.545
14	56 Kraak Johnny .	10	28.441	23.465	51.973	+23.466
15	90 Grajkowski Rafal .	24	28.538	23.500	52.066	+24.241
16	44 Hojczyk Dawid .	6	28.507	23.513	52.110	+24.995
17	131 Stankiewicz Marcelli .	18	28.604	23.563	52.167	+45.288
18	48 Migdałczyk Jarosław .	15	29.289	23.973	53.427	+1 LAP
19	84 Irzykowski Mariusz .	8	28.399	23.545	51.944	+10 LAP
THEORETICAL BEST LAP			28.166	23.220	51.386	

TRACK RECORDS

TOP DNIA			TOP TYGODNIA			TOP MIESIĄCA			TOP KONFIGURACJI			TOP KOBIET		
#	Driver	Lap	#	Driver	Lap	#	Driver	Lap	#	Driver	Lap	#	Driver	Lap
1	100 Haarbosch Rico .	50.274	1	Romano Franssen .	49.511	1	Romano Franssen .	49.511	1	Romano Franssen .	49.511	1	PALECZKA E.	52.523
2	125 Kahlert Daniel .	50.301	2	Jakub Kłęk .	49.527	2	Jakub Kłęk .	49.527	2	Jakub Kłęk .	49.527	2	MOTZ M.	54.835
3	29 Neefs Peter .	50.335	3	Jakub Olechowski .	49.614	3	Jakub Olechowski .	49.614	3	Jakub Olechowski .	49.614	3	VERSCHOOR T.	55.332
4	198 Pel Artur .	50.335	4	Mateusz Bartsch .	49.619	4	Mateusz Bartsch .	49.619	4	Mateusz Bartsch .	49.619	4	PRUCNAL K.	55.502
5	38 Logan Sougne .	50.377	5	Erik Berggren .	49.762	5	Erik Berggren .	49.762	5	Erik Berggren .	49.762	5	PRUCNAL K.	55.704
6	95 Verhoeven Christophe .	50.418	6	Dawid Chart .	49.798	6	Dawid Chart .	49.798	6	Dawid Chart .	49.798	6	PILAT K.	55.739
7	166 Franssen Romano .	50.424	7	Wojciech Stefaniuk .	49.807	7	Wojciech Stefaniuk .	49.807	7	Wojciech Stefaniuk .	49.807	7	---	00.000
8	179 Balneger Selina .	50.449	8	Lorenzo Stolk .	49.818	8	Lorenzo Stolk .	49.818	8	Lorenzo Stolk .	49.818	8	---	00.000
9	66 Holler Dennis .	50.463	9	Gaal Andras .	49.831	9	Gaal Andras .	49.831	9	Gaal Andras .	49.831	9	---	00.000
10	195 Lencses Balint .	50.493	10	Lars-Ole Jenss .	49.852	10	Lars-Ole Jenss .	49.852	10	Lars-Ole Jenss .	49.852	10	---	00.000

Position		Kart	Best Lap	Date
18	48 Migdalczyk Jaroslaw	Kart 15	53.427	25-07-2018



YOUR RESULTS

Lap	S1	S2	Lap time
1	37.765	24.707	01:02.472
2	29.896	38.449	01:08.345
3	31.220	24.386	55.606
4	29.931	24.235	54.166
5	29.687	24.316	54.003
6	29.488	24.344	53.832
7	29.751	24.334	54.085
8	29.538	24.221	53.759
9	29.532	24.226	53.758
10	29.478	24.327	53.805
11	29.695	24.297	53.992
12	29.426	25.479	54.905
13	29.821	24.359	54.180
14	31.911	24.139	56.050
15	29.622	24.303	53.925
16	31.741	24.247	55.988
17	29.747	24.377	54.124
18	29.516	24.098	53.614
19	31.410	24.098	55.508
20	29.408	24.019	53.427
21	29.462	23.973	53.435
22	29.289	24.597	53.886
23	29.780	24.291	54.071
24	29.908	24.358	54.266
IDEAL	29.289	23.973	53.262

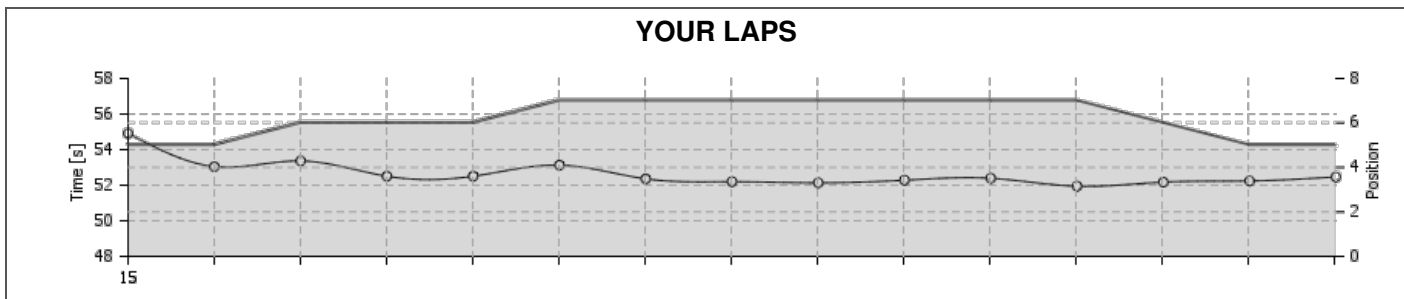
YOUR COMPETITORS

Pos	Driver	Kart	Best S1	Best S2	Best Lap	Gap
1	69 Wauters Cédric .	16	28.253	23.275	51.541	+00.000
2	103 Grzyb Michal .	12	28.210	23.220	51.433	+00.360
3	200 Jenss Lars Ole .	11	28.168	23.315	51.602	+00.450
4	191 van Dijk Thom .	21	28.166	23.264	51.490	+01.358
5	99 Baccelleri Giovanni .	17	28.193	23.228	51.436	+01.453
6	60 Paleczka Edyta .	20	28.311	23.321	51.737	+09.227
7	88 Stefaniuk Wojciech .	2	28.405	23.564	52.023	+17.418
8	170 Rudek Krzysztof .	3	28.428	23.517	52.050	+18.078
9	71 Vieira Rodrigo .	26	28.491	23.283	51.953	+18.208
10	55 Kolela Steve .	14	28.343	23.503	52.019	+18.705
11	43 Polok Bartosz .	22	28.497	23.618	52.137	+20.812
12	6 Mebus Milko .	25	28.417	23.560	52.128	+22.333
13	33 Engstrom Jonte .	1	28.569	23.471	52.073	+22.545
14	56 Kraak Johnny .	10	28.441	23.465	51.973	+23.466
15	90 Grajkowski Rafal .	24	28.538	23.500	52.066	+24.241
16	44 Hojczyk Dawid .	6	28.507	23.513	52.110	+24.995
17	131 Stankiewicz Marcelli .	18	28.604	23.563	52.167	+45.288
18	48 Migdalczyk Jaroslaw .	15	29.289	23.973	53.427	+1 LAP
19	84 Irzykowski Mariusz .	8	28.399	23.545	51.944	+10 LAP
THEORETICAL BEST LAP			28.166	23.220	51.386	

TRACK RECORDS

TOP DNIA			TOP TYGODNIA			TOP MIESIĄCA			TOP KONFIGURACJI			TOP KOBIEC		
#	Driver	Lap	#	Driver	Lap	#	Driver	Lap	#	Driver	Lap	#	Driver	Lap
1	100 Haarbosch Rico .	50.274	1	Romano Franssen .	49.511	1	Romano Franssen .	49.511	1	Romano Franssen .	49.511	1	PALECZKA E.	52.523
2	125 Kahlert Daniel .	50.301	2	Jakub Kłęk .	49.527	2	Jakub Kłęk .	49.527	2	Jakub Kłęk .	49.527	2	MOTZ M.	54.835
3	29 Neefs Peter .	50.335	3	Jakub Olechowski .	49.614	3	Jakub Olechowski .	49.614	3	Jakub Olechowski .	49.614	3	VERSCHOOR T.	55.332
4	198 Pel Artur .	50.335	4	Mateusz Bartsch .	49.619	4	Mateusz Bartsch .	49.619	4	Mateusz Bartsch .	49.619	4	PRUCNAL K.	55.502
5	38 Logan Sougne .	50.377	5	Erik Berggren .	49.762	5	Erik Berggren .	49.762	5	Erik Berggren .	49.762	5	PRUCNAL K.	55.704
6	95 Verhoeven Christophe .	50.418	6	Dawid Chart .	49.798	6	Dawid Chart .	49.798	6	Dawid Chart .	49.798	6	PILAT K.	55.739
7	166 Franssen Romano .	50.424	7	Wojciech Stefaniuk .	49.807	7	Wojciech Stefaniuk .	49.807	7	Wojciech Stefaniuk .	49.807	7	---	00.000
8	179 Balneger Selina .	50.449	8	Lorenzo Stolk .	49.818	8	Lorenzo Stolk .	49.818	8	Lorenzo Stolk .	49.818	8	---	00.000
9	66 Holler Dennis .	50.463	9	Gaal Andras .	49.831	9	Gaal Andras .	49.831	9	Gaal Andras .	49.831	9	---	00.000
10	195 Lencses Balint .	50.493	10	Lars-Ole Jenss .	49.852	10	Lars-Ole Jenss .	49.852	10	Lars-Ole Jenss .	49.852	10	---	00.000

Position	Kart	Best Lap	Date
19	84 Irzykowski Mariusz	Kart 8	51.944
			25-07-2018



YOUR RESULTS

Lap	S1	S2	Lap time
1	30.889	24.028	54.917
2	29.031	24.013	53.044
3	29.584	23.783	53.367
4	28.701	23.803	52.504
5	28.696	23.807	52.503
6	29.512	23.617	53.129
7	28.732	23.626	52.358
8	28.523	23.673	52.196
9	28.536	23.598	52.134
10	28.586	23.694	52.280
11	28.774	23.615	52.389
12	28.399	23.545	51.944
13	28.548	23.626	52.174
14	28.612	23.627	52.239
15	28.799	23.665	52.464
IDEAL	28.399	23.545	51.944

YOUR COMPETITORS

Pos	Driver	Kart	Best S1	Best S2	Best Lap	Gap
1	69 Wauters Cédric .	16	28.253	23.275	51.541	+00.000
2	103 Grzyb Michał .	12	28.210	23.220	51.433	+00.360
3	200 Jenss Lars Ole .	11	28.168	23.315	51.602	+00.450
4	191 van Dijk Thom .	21	28.166	23.264	51.490	+01.358
5	99 Baccelleri Giovanni .	17	28.193	23.228	51.436	+01.453
6	60 Paleczka Edyta .	20	28.311	23.321	51.737	+09.227
7	88 Stefaniuk Wojciech .	2	28.405	23.564	52.023	+17.418
8	170 Rudek Krzysztof .	3	28.428	23.517	52.050	+18.078
9	71 Vieira Rodrigo .	26	28.491	23.283	51.953	+18.208
10	55 Kolela Steve .	14	28.343	23.503	52.019	+18.705
11	43 Polok Bartosz .	22	28.497	23.618	52.137	+20.812
12	6 Mebus Milko .	25	28.417	23.560	52.128	+22.333
13	33 Engstrom Jonte .	1	28.569	23.471	52.073	+22.545
14	56 Kraak Johnny .	10	28.441	23.465	51.973	+23.466
15	90 Grajkowski Rafał .	24	28.538	23.500	52.066	+24.241
16	44 Hojczyk Dawid .	6	28.507	23.513	52.110	+24.995
17	131 Stankiewicz Marceł .	18	28.604	23.563	52.167	+45.288
18	48 Migdałczyk Jarosław .	15	29.289	23.973	53.427	+1 LAP
19	84 Irzykowski Mariusz .	8	28.399	23.545	51.944	+10 LAP
THEORETICAL BEST LAP			28.166	23.220	51.386	

TRACK RECORDS

TOP DNIA			TOP TYGODNIA			TOP MIESIĄCA			TOP KONFIGURACJI			TOP KOBIET		
#	Driver	Lap	#	Driver	Lap	#	Driver	Lap	#	Driver	Lap	#	Driver	Lap
1	100 Haarbosch Rico .	50.274	1	Romano Franssen .	49.511	1	Romano Franssen .	49.511	1	Romano Franssen .	49.511	1	PALECZKA E.	52.523
2	125 Kahlert Daniel .	50.301	2	Jakub Kłęk .	49.527	2	Jakub Kłęk .	49.527	2	Jakub Kłęk .	49.527	2	MOTZ M.	54.835
3	29 Neefs Peter .	50.335	3	Jakub Olechowski .	49.614	3	Jakub Olechowski .	49.614	3	Jakub Olechowski .	49.614	3	VERSCHOOR T.	55.332
4	198 Pel Artur .	50.335	4	Mateusz Bartsch .	49.619	4	Mateusz Bartsch .	49.619	4	Mateusz Bartsch .	49.619	4	PRUCNAL K.	55.502
5	38 Logan Sougne .	50.377	5	Erik Berggren .	49.762	5	Erik Berggren .	49.762	5	Erik Berggren .	49.762	5	PRUCNAL K.	55.704
6	95 Verhoeven Christophe .	50.418	6	Dawid Chart .	49.798	6	Dawid Chart .	49.798	6	Dawid Chart .	49.798	6	PILAT K.	55.739
7	166 Franssen Romano .	50.424	7	Wojciech Stefaniuk .	49.807	7	Wojciech Stefaniuk .	49.807	7	Wojciech Stefaniuk .	49.807	7	---	00.000
8	179 Balneger Selina .	50.449	8	Lorenzo Stolk .	49.818	8	Lorenzo Stolk .	49.818	8	Lorenzo Stolk .	49.818	8	---	00.000
9	66 Holler Dennis .	50.463	9	Gaal Andras .	49.831	9	Gaal Andras .	49.831	9	Gaal Andras .	49.831	9	---	00.000
10	195 Lencses Balint .	50.493	10	Lars-Ole Jenss .	49.852	10	Lars-Ole Jenss .	49.852	10	Lars-Ole Jenss .	49.852	10	---	00.000