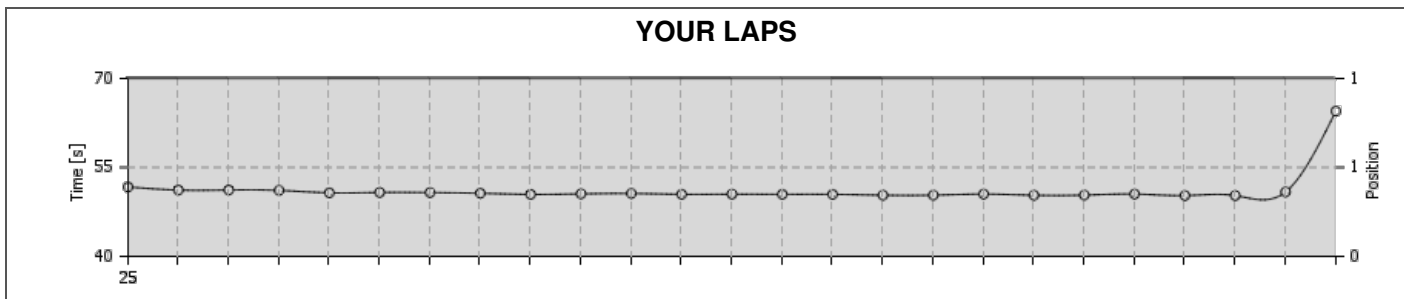


Position	Kart	Best Lap	Date
1	Kart 1	50.248	26-07-2018



YOUR RESULTS

Lap	S1	S2	Lap time
1	23.953	27.757	51.710
2	23.574	27.606	51.180
3	23.664	27.527	51.191
4	23.599	27.526	51.125
5	23.356	27.363	50.719
6	23.481	27.292	50.773
7	23.500	27.255	50.755
8	23.312	27.331	50.643
9	23.268	27.184	50.452
10	23.296	27.244	50.540
11	23.332	27.277	50.609
12	23.280	27.189	50.469
13	23.209	27.274	50.483
14	23.256	27.210	50.466
15	23.353	27.104	50.457
16	23.266	27.044	50.310
17	23.182	27.135	50.317
18	23.294	27.208	50.502
19	23.203	27.101	50.304
20	23.134	27.192	50.326
21	23.160	27.347	50.507
22	23.163	27.088	50.251
23	23.228	27.020	50.248
24	23.266	27.591	50.857
25	37.331	27.179	01:04.510
IDEAL	23.134	27.020	50.154

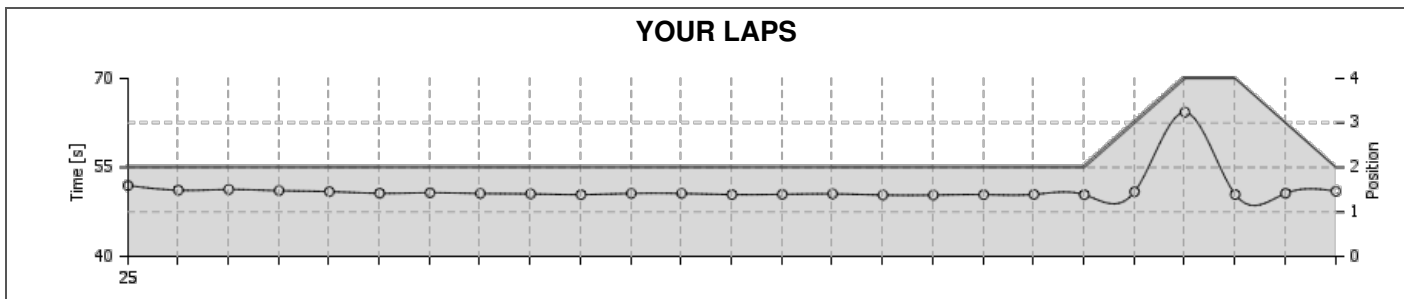
YOUR COMPETITORS

Pos	Driver	Kart	Best S1	Best S2	Best Lap	Gap
1	143 Kolodziej Pawel .	1	23.134	27.020	50.248	+00.000
2	95 Verhoeven Christophe .	14	23.254	26.995	50.335	+01.458
3	66 Holler Dennis .	15	23.258	26.946	50.204	+01.734
4	79 Lohse Andre .	13	23.274	26.984	50.278	+01.963
5	191 van Dijk Thom .	12	23.305	27.037	50.380	+05.576
6	101 Papke Sebastian .	16	23.252	27.008	50.327	+05.871
7	19 Ryndzionek Michal .	25	23.323	27.087	50.410	+09.717
8	87 Kapala Grzegorz .	4	23.311	27.321	50.724	+15.242
9	171 Dijkgraaf Mike .	24	23.445	27.286	50.819	+21.376
10	9 D Hondt Anne .	20	23.489	27.226	50.774	+22.799
11	94 Siese Maxi .	3	23.423	27.156	50.606	+23.201
12	126 Grabowski Piotr .	10	23.494	27.198	50.887	+23.697
13	64 Gorlo Kamil .	17	23.458	27.321	50.936	+23.974
14	16 Buszta Pawel .	9	23.520	27.340	50.956	+24.319
15	30 Liedl Marcel .	26	23.424	27.417	50.874	+25.033
16	114 Formini Piernatale .	11	23.381	27.176	50.739	+25.343
17	158 Trovato Luciano .	18	23.472	27.356	50.927	+25.524
18	90 Grajkowski Rafal .	2	23.419	27.384	50.962	+27.086
19	53 Gomez Sandra .	21	23.386	27.339	50.773	+27.426
THEORETICAL BEST LAP			23.134	26.946	50.080	

TRACK RECORDS

TOP DNIA			TOP TYGODNIA			TOP MIESIĄCA			TOP KONFIGURACJI			TOP KOBIET		
#	Driver	Lap	#	Driver	Lap	#	Driver	Lap	#	Driver	Lap	#	Driver	Lap
1	79 Lohse Andre .	50.156	1	Romano Franssen .	49.511	1	Romano Franssen .	49.511	1	Romano Franssen .	49.511	1	PALECZKA E.	52.523
2	104 Klek Jakub .	50.230	2	Jakub Klęk .	49.527	2	Jakub Klęk .	49.527	2	Jakub Klęk .	49.527	2	MOTZ M.	54.835
3	100 Haarbosch Rico .	50.274	3	Jakub Olechowski .	49.614	3	Jakub Olechowski .	49.614	3	Jakub Olechowski .	49.614	3	VERSCHOOR T.	55.332
4	137 puyato opnithi .	50.284	4	Mateusz Bartsch .	49.619	4	Mateusz Bartsch .	49.619	4	Mateusz Bartsch .	49.619	4	PRUCNAL K.	55.502
5	125 Kahlert Daniel .	50.301	5	Erik Berggren .	49.762	5	Erik Berggren .	49.762	5	Erik Berggren .	49.762	5	PRUCNAL K.	55.704
6	101 Papke Sebastian .	50.324	6	Dawid Chart .	49.798	6	Dawid Chart .	49.798	6	Dawid Chart .	49.798	6	PILAT K.	55.739
7	29 Neefs Peter .	50.335	7	Wojciech Stefaniuk .	49.807	7	Wojciech Stefaniuk .	49.807	7	Wojciech Stefaniuk .	49.807	7	--	00.000
8	198 Pel Artur .	50.335	8	Lorenzo Stolk .	49.818	8	Lorenzo Stolk .	49.818	8	Lorenzo Stolk .	49.818	8	--	00.000
9	94 Siese Maxi .	50.337	9	Gaal Andras .	49.831	9	Gaal Andras .	49.831	9	Gaal Andras .	49.831	9	--	00.000
10	99 Baccelleri Giovanni .	50.361	10	Lars-Ole Jenss .	49.852	10	Lars-Ole Jenss .	49.852	10	Lars-Ole Jenss .	49.852	10	--	00.000

Position	Kart	Best Lap	Date
2	95 Verhoeven Christophe	Kart 14 50.335	26-07-2018



YOUR RESULTS

Lap	S1	S2	Lap time
1	24.318	27.630	51.948
2	23.645	27.511	51.156
3	23.703	27.568	51.271
4	23.578	27.505	51.083
5	23.545	27.379	50.924
6	23.438	27.198	50.636
7	23.497	27.228	50.725
8	23.377	27.234	50.611
9	23.453	27.082	50.535
10	23.334	27.080	50.414
11	23.441	27.173	50.614
12	23.512	27.100	50.612
13	23.357	27.065	50.422
14	23.307	27.156	50.463
15	23.413	27.129	50.542
16	23.266	27.077	50.343
17	23.340	26.995	50.335
18	23.258	27.156	50.414
19	23.261	27.188	50.449
20	23.254	27.140	50.394
21	23.345	27.553	50.898
22	37.255	27.065	01:04.320
23	23.317	27.112	50.429
24	23.532	27.099	50.631
25	23.621	27.372	50.993
IDEAL	23.254	26.995	50.249

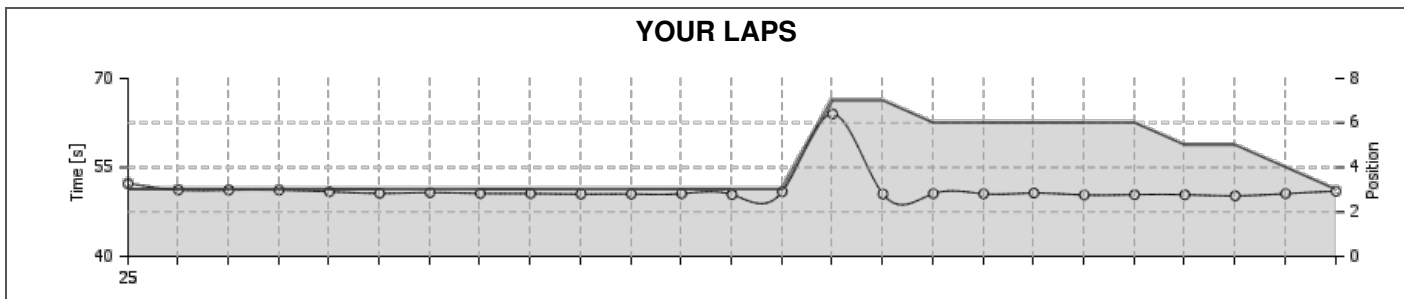
YOUR COMPETITORS

Pos	Driver	Kart	Best S1	Best S2	Best Lap	Gap
1	143 Kolodziej Pawel .	1	23.134	27.020	50.248	+00.000
2	95 Verhoeven Christophe .	14	23.254	26.995	50.335	+01.458
3	66 Holler Dennis .	15	23.258	26.946	50.204	+01.734
4	79 Lohse Andre .	13	23.274	26.984	50.278	+01.963
5	191 van Dijk Thom .	12	23.305	27.037	50.380	+05.576
6	101 Papke Sebastian .	16	23.252	27.008	50.327	+05.871
7	19 Ryndzionek Michal .	25	23.323	27.087	50.410	+09.717
8	87 Kapala Grzegorz .	4	23.311	27.321	50.724	+15.242
9	171 Dijkgraaf Mike .	24	23.445	27.286	50.819	+21.376
10	9 D Hondt Anne .	20	23.489	27.226	50.774	+22.799
11	94 Siese Maxi .	3	23.423	27.156	50.606	+23.201
12	126 Grabowski Piotr .	10	23.494	27.198	50.887	+23.697
13	64 Gorlo Kamil .	17	23.458	27.321	50.936	+23.974
14	16 Buszta Pawel .	9	23.520	27.340	50.956	+24.319
15	30 Liedl Marcel .	26	23.424	27.417	50.874	+25.033
16	114 Formini Piernatale .	11	23.381	27.176	50.739	+25.343
17	158 Trovato Luciano .	18	23.472	27.356	50.927	+25.524
18	90 Grajkowski Rafal .	2	23.419	27.384	50.962	+27.086
19	53 Gomez Sandra .	21	23.386	27.339	50.773	+27.426
THEORETICAL BEST LAP			23.134	26.946	50.080	

TRACK RECORDS

TOP DNIA			TOP TYGODNIA			TOP MIESIĄCA			TOP KONFIGURACJI			TOP KOBIEŃ		
#	Driver	Lap	#	Driver	Lap	#	Driver	Lap	#	Driver	Lap	#	Driver	Lap
1	79 Lohse Andre .	50.156	1	Romano Franssen .	49.511	1	Romano Franssen .	49.511	1	PALECZKA E.	52.523	1	PALECZKA E.	52.523
2	104 Klek Jakub .	50.230	2	Jakub Klęk .	49.527	2	Jakub Klęk .	49.527	2	MOTZ M.	54.835	2	MOTZ M.	54.835
3	100 Haarbosch Rico .	50.274	3	Jakub Olechowski .	49.614	3	Jakub Olechowski .	49.614	3	Jakub Olechowski .	49.614	3	VERSCHOOR T.	55.332
4	137 puyato opnithi .	50.284	4	Mateusz Bartsch .	49.619	4	Mateusz Bartsch .	49.619	4	Mateusz Bartsch .	49.619	4	PRUCNAL K.	55.502
5	125 Kahlert Daniel .	50.301	5	Erik Berggren .	49.762	5	Erik Berggren .	49.762	5	Erik Berggren .	49.762	5	PRUCNAL K.	55.704
6	101 Papke Sebastian .	50.324	6	Dawid Chart .	49.798	6	Dawid Chart .	49.798	6	Dawid Chart .	49.798	6	PILAT K.	55.739
7	29 Neefs Peter .	50.335	7	Wojciech Stefaniuk .	49.807	7	Wojciech Stefaniuk .	49.807	7	Wojciech Stefaniuk .	49.807	7	---	00.000
8	198 Pel Artur .	50.335	8	Lorenzo Stolk .	49.818	8	Lorenzo Stolk .	49.818	8	Lorenzo Stolk .	49.818	8	---	00.000
9	94 Siese Maxi .	50.337	9	Gaal Andras .	49.831	9	Gaal Andras .	49.831	9	Gaal Andras .	49.831	9	---	00.000
10	99 Baccellieri Giovanni .	50.361	10	Lars-Ole Jenss .	49.852	10	Lars-Ole Jenss .	49.852	10	Lars-Ole Jenss .	49.852	10	---	00.000

Position	Kart	Best Lap	Date
3	66 Holler Dennis	50.204	26-07-2018



YOUR RESULTS

Lap	S1	S2	Lap time
1	24.614	27.678	52.292
2	23.632	27.574	51.206
3	23.582	27.586	51.168
4	23.571	27.603	51.174
5	23.465	27.440	50.905
6	23.412	27.209	50.621
7	23.438	27.309	50.747
8	23.434	27.178	50.612
9	23.338	27.246	50.584
10	23.424	27.068	50.492
11	23.412	27.094	50.506
12	23.397	27.170	50.567
13	23.356	27.054	50.410
14	23.312	27.586	50.898
15	36.904	27.129	01:04.033
16	23.358	27.145	50.503
17	23.486	27.081	50.567
18	23.399	27.154	50.553
19	23.420	27.260	50.680
20	23.342	27.009	50.351
21	23.365	27.040	50.405
22	23.348	27.044	50.392
23	23.258	26.946	50.204
24	23.458	27.111	50.569
25	23.679	27.320	50.999
IDEAL	23.258	26.946	50.204

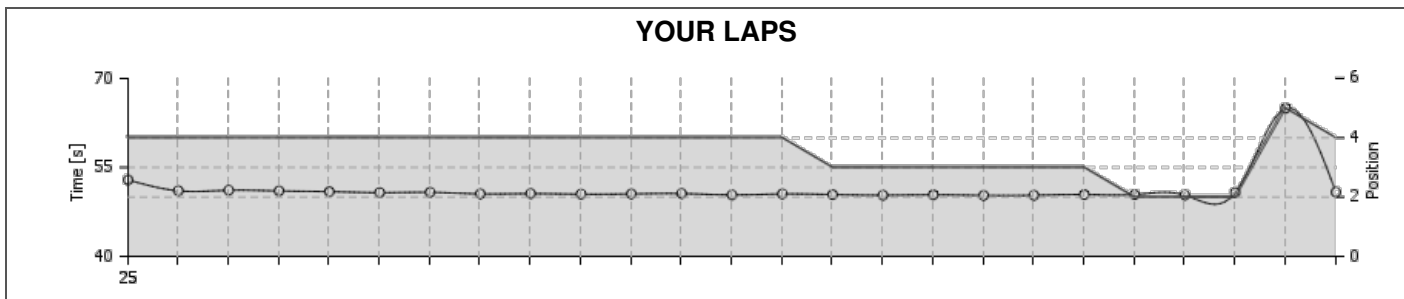
YOUR COMPETITORS

Pos	Driver	Kart	Best S1	Best S2	Best Lap	Gap
1	143 Kolodziej Pawel .	1	23.134	27.020	50.248	+00.000
2	95 Verhoeven Christophe .	14	23.254	26.995	50.335	+01.458
3	66 Holler Dennis .	15	23.258	26.946	50.204	+01.734
4	79 Lohse Andre .	13	23.274	26.984	50.278	+01.963
5	191 van Dijk Thom .	12	23.305	27.037	50.380	+05.576
6	101 Papke Sebastian .	16	23.252	27.008	50.327	+05.871
7	19 Ryndzionek Michal .	25	23.323	27.087	50.410	+09.717
8	87 Kapala Grzegorz .	4	23.311	27.321	50.724	+15.242
9	171 Dijkgraaf Mike .	24	23.445	27.286	50.819	+21.376
10	9 D Hondt Anne .	20	23.489	27.226	50.774	+22.799
11	94 Siese Maxi .	3	23.423	27.156	50.606	+23.201
12	126 Grabowski Piotr .	10	23.494	27.198	50.887	+23.697
13	64 Gorlo Kamil .	17	23.458	27.321	50.936	+23.974
14	16 Buszta Pawel .	9	23.520	27.340	50.956	+24.319
15	30 Liedl Marcel .	26	23.424	27.417	50.874	+25.033
16	114 Formini Piernatale .	11	23.381	27.176	50.739	+25.343
17	158 Trovato Luciano .	18	23.472	27.356	50.927	+25.524
18	90 Grajkowski Rafal .	2	23.419	27.384	50.962	+27.086
19	53 Gomez Sandra .	21	23.386	27.339	50.773	+27.426
THEORETICAL BEST LAP			23.134	26.946	50.080	

TRACK RECORDS

TOP DNIA			TOP TYGODNIA			TOP MIESIĄCA			TOP KONFIGURACJI			TOP KOBIET		
#	Driver	Lap	#	Driver	Lap	#	Driver	Lap	#	Driver	Lap	#	Driver	Lap
1	79 Lohse Andre .	50.156	1	Romano Franssen .	49.511	1	Romano Franssen .	49.511	1	Romano Franssen .	49.511	1	PALECZKA E.	52.523
2	104 Klek Jakub .	50.230	2	Jakub Klęk .	49.527	2	Jakub Klęk .	49.527	2	Jakub Klęk .	49.527	2	MOTZ M.	54.835
3	100 Haarbosch Rico .	50.274	3	Jakub Olechowski .	49.614	3	Jakub Olechowski .	49.614	3	Jakub Olechowski .	49.614	3	VERSCHOOR T.	55.332
4	137 puyato opnithi .	50.284	4	Mateusz Bartsch .	49.619	4	Mateusz Bartsch .	49.619	4	Mateusz Bartsch .	49.619	4	PRUCNAL K.	55.502
5	125 Kahlert Daniel .	50.301	5	Erik Berggren .	49.762	5	Erik Berggren .	49.762	5	Erik Berggren .	49.762	5	PRUCNAL K.	55.704
6	101 Papke Sebastian .	50.324	6	Dawid Chart .	49.798	6	Dawid Chart .	49.798	6	Dawid Chart .	49.798	6	PILAT K.	55.739
7	29 Neefs Peter .	50.335	7	Wojciech Stefaniuk .	49.807	7	Wojciech Stefaniuk .	49.807	7	Wojciech Stefaniuk .	49.807	7	---	00.000
8	198 Pel Artur .	50.335	8	Lorenzo Stolk .	49.818	8	Lorenzo Stolk .	49.818	8	Lorenzo Stolk .	49.818	8	---	00.000
9	94 Siese Maxi .	50.337	9	Gaal Andras .	49.831	9	Gaal Andras .	49.831	9	Gaal Andras .	49.831	9	---	00.000
10	99 Baccelleri Giovanni .	50.361	10	Lars-Ole Jenss .	49.852	10	Lars-Ole Jenss .	49.852	10	Lars-Ole Jenss .	49.852	10	---	00.000

Position	Kart	Best Lap	Date
4	79 Lohse Andre	Kart 13	50.278
			26-07-2018



YOUR RESULTS

Lap	S1	S2	Lap time
1	25.190	27.709	52.899
2	23.632	27.424	51.056
3	23.740	27.409	51.149
4	23.523	27.511	51.034
5	23.496	27.424	50.920
6	23.426	27.314	50.740
7	23.436	27.360	50.796
8	23.358	27.186	50.544
9	23.452	27.130	50.582
10	23.410	27.078	50.488
11	23.407	27.128	50.535
12	23.372	27.224	50.596
13	23.328	27.033	50.361
14	23.306	27.221	50.527
15	23.316	27.108	50.424
16	23.291	27.017	50.308
17	23.356	27.024	50.380
18	23.294	26.984	50.278
19	23.274	27.022	50.296
20	23.338	27.086	50.424
21	23.292	27.140	50.432
22	23.325	27.016	50.341
23	23.330	27.417	50.747
24	37.928	27.051	01:04.979
25	23.571	27.260	50.831
IDEAL	23.274	26.984	50.258

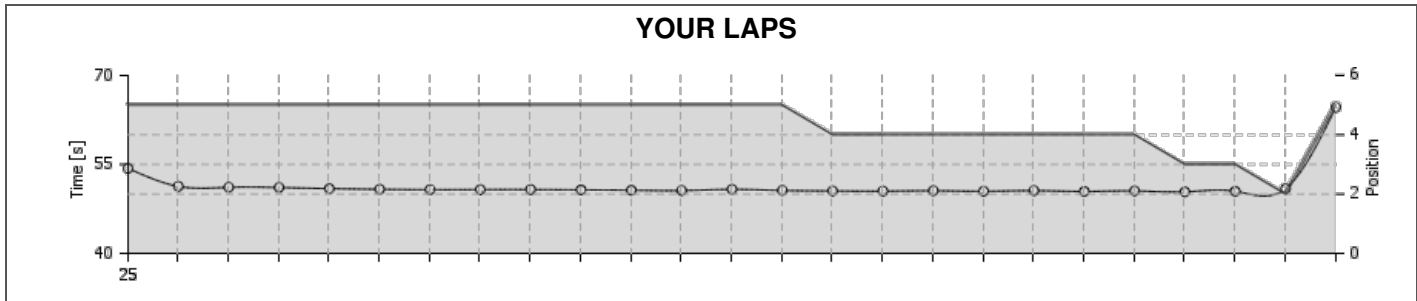
YOUR COMPETITORS

Pos	Driver	Kart	Best S1	Best S2	Best Lap	Gap
1	143 Kolodziej Pawel .	1	23.134	27.020	50.248	+00.000
2	95 Verhoeven Christophe .	14	23.254	26.995	50.335	+01.458
3	66 Holler Dennis .	15	23.258	26.946	50.204	+01.734
4	79 Lohse Andre .	13	23.274	26.984	50.278	+01.963
5	191 van Dijk Thom .	12	23.305	27.037	50.380	+05.576
6	101 Papke Sebastian .	16	23.252	27.008	50.327	+05.871
7	19 Ryndzionek Michal .	25	23.323	27.087	50.410	+09.717
8	87 Kapala Grzegorz .	4	23.311	27.321	50.724	+15.242
9	171 Dijkgraaf Mike .	24	23.445	27.286	50.819	+21.376
10	9 D Hondt Anne .	20	23.489	27.226	50.774	+22.799
11	94 Siese Maxi .	3	23.423	27.156	50.606	+23.201
12	126 Grabowski Piotr .	10	23.494	27.198	50.887	+23.697
13	64 Gorlo Kamil .	17	23.458	27.321	50.936	+23.974
14	16 Buszta Pawel .	9	23.520	27.340	50.956	+24.319
15	30 Liedl Marcel .	26	23.424	27.417	50.874	+25.033
16	114 Formini Piernatale .	11	23.381	27.176	50.739	+25.343
17	158 Trovato Luciano .	18	23.472	27.356	50.927	+25.524
18	90 Grajkowski Rafal .	2	23.419	27.384	50.962	+27.086
19	53 Gomez Sandra .	21	23.386	27.339	50.773	+27.426
THEORETICAL BEST LAP			23.134	26.946	50.080	

TRACK RECORDS

TOP DNIA			TOP TYGODNIA			TOP MIESIĄCA			TOP KONFIGURACJI			TOP KOBIET		
#	Driver	Lap	#	Driver	Lap	#	Driver	Lap	#	Driver	Lap	#	Driver	Lap
1	79 Lohse Andre .	50.156	1	Romano Franssen .	49.511	1	Romano Franssen .	49.511	1	Romano Franssen .	49.511	1	PALECZKA E.	52.523
2	104 Klek Jakub .	50.230	2	Jakub Klęk .	49.527	2	Jakub Klęk .	49.527	2	Jakub Klęk .	49.527	2	MOTZ M.	54.835
3	100 Haarbosch Rico .	50.274	3	Jakub Olechowski .	49.614	3	Jakub Olechowski .	49.614	3	Jakub Olechowski .	49.614	3	VERSCHOOR T.	55.332
4	137 puyato opnithi .	50.284	4	Mateusz Bartsch .	49.619	4	Mateusz Bartsch .	49.619	4	Mateusz Bartsch .	49.619	4	PRUCNAL K.	55.502
5	125 Kahlert Daniel .	50.301	5	Erik Berggren .	49.762	5	Erik Berggren .	49.762	5	Erik Berggren .	49.762	5	PRUCNAL K.	55.704
6	101 Papke Sebastian .	50.324	6	Dawid Chart .	49.798	6	Dawid Chart .	49.798	6	Dawid Chart .	49.798	6	PILAT K.	55.739
7	29 Neefs Peter .	50.335	7	Wojciech Stefaniuk .	49.807	7	Wojciech Stefaniuk .	49.807	7	Wojciech Stefaniuk .	49.807	7	--	00.000
8	198 Pel Artur .	50.335	8	Lorenzo Stolk .	49.818	8	Lorenzo Stolk .	49.818	8	Lorenzo Stolk .	49.818	8	--	00.000
9	94 Siese Maxi .	50.337	9	Gaal Andras .	49.831	9	Gaal Andras .	49.831	9	Gaal Andras .	49.831	9	--	00.000
10	99 Baccelleri Giovanni .	50.361	10	Lars-Ole Jenss .	49.852	10	Lars-Ole Jenss .	49.852	10	Lars-Ole Jenss .	49.852	10	--	00.000

Position	Kart	Best Lap	Date
5	191 van Dijk Thom	Kart 12	50.380
			26-07-2018



YOUR RESULTS

Lap	S1	S2	Lap time
1	26.556	27.787	54.343
2	23.593	27.704	51.297
3	23.705	27.431	51.136
4	23.673	27.431	51.104
5	23.592	27.332	50.924
6	23.468	27.333	50.801
7	23.480	27.261	50.741
8	23.505	27.251	50.756
9	23.475	27.283	50.758
10	23.486	27.228	50.714
11	23.415	27.234	50.649
12	23.406	27.191	50.597
13	23.422	27.368	50.790
14	23.329	27.286	50.615
15	23.380	27.150	50.530
16	23.400	27.094	50.494
17	23.352	27.213	50.565
18	23.340	27.139	50.479
19	23.429	27.153	50.582
20	23.397	27.051	50.448
21	23.325	27.210	50.535
22	23.343	27.037	50.380
23	23.388	27.083	50.471
24	23.305	27.601	50.906
25	37.018	27.647	01:04.665
IDEAL	23.305	27.037	50.342

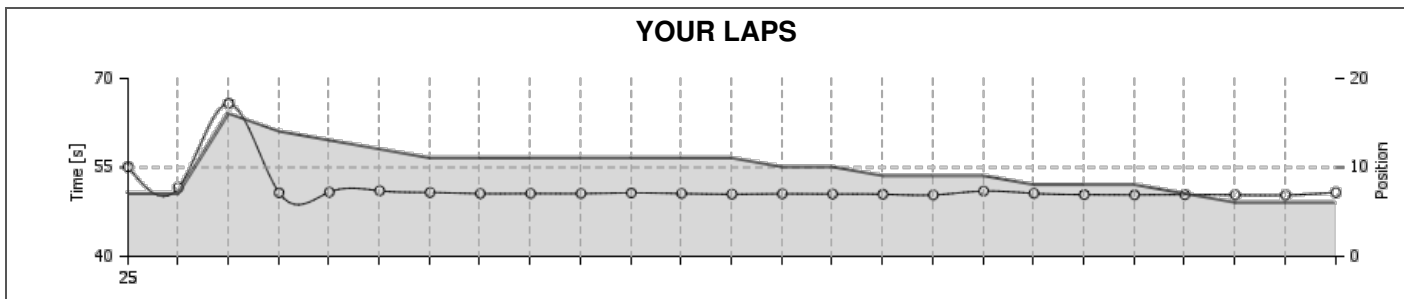
YOUR COMPETITORS

Pos	Driver	Kart	Best S1	Best S2	Best Lap	Gap
1	143 Kolodziej Pawel .	1	23.134	27.020	50.248	+00.000
2	95 Verhoeven Christophe .	14	23.254	26.995	50.335	+01.458
3	66 Holler Dennis .	15	23.258	26.946	50.204	+01.734
4	79 Lohse Andre .	13	23.274	26.984	50.278	+01.963
5	191 van Dijk Thom .	12	23.305	27.037	50.380	+05.576
6	101 Papke Sebastian .	16	23.252	27.008	50.327	+05.871
7	19 Ryndzionek Michal .	25	23.323	27.087	50.410	+09.717
8	87 Kapala Grzegorz .	4	23.311	27.321	50.724	+15.242
9	171 Dijkgraaf Mike .	24	23.445	27.286	50.819	+21.376
10	9 D Hondt Anne .	20	23.489	27.226	50.774	+22.799
11	94 Siese Maxi .	3	23.423	27.156	50.606	+23.201
12	126 Grabowski Piotr .	10	23.494	27.198	50.887	+23.697
13	64 Gorlo Kamil .	17	23.458	27.321	50.936	+23.974
14	16 Buszta Pawel .	9	23.520	27.340	50.956	+24.319
15	30 Liedl Marcel .	26	23.424	27.417	50.874	+25.033
16	114 Formini Piernatale .	11	23.381	27.176	50.739	+25.343
17	158 Trovato Luciano .	18	23.472	27.356	50.927	+25.524
18	90 Grajkowski Rafal .	2	23.419	27.384	50.962	+27.086
19	53 Gomez Sandra .	21	23.386	27.339	50.773	+27.426
THEORETICAL BEST LAP			23.134	26.946	50.080	

TRACK RECORDS

TOP DNIA			TOP TYGODNIA			TOP MIESIĄCA			TOP KONFIGURACJI			TOP KOBIET		
#	Driver	Lap	#	Driver	Lap	#	Driver	Lap	#	Driver	Lap	#	Driver	Lap
1	79 Lohse Andre .	50.156	1	Romano Franssen .	49.511	1	Romano Franssen .	49.511	1	Romano Franssen .	49.511	1	PALECZKA E.	52.523
2	104 Klek Jakub .	50.230	2	Jakub Klęk .	49.527	2	Jakub Klęk .	49.527	2	Jakub Klęk .	49.527	2	MOTZ M.	54.835
3	100 Haarbosch Rico .	50.274	3	Jakub Olechowski .	49.614	3	Jakub Olechowski .	49.614	3	Jakub Olechowski .	49.614	3	VERSCHOOR T.	55.332
4	137 puyato opnithi .	50.284	4	Mateusz Bartsch .	49.619	4	Mateusz Bartsch .	49.619	4	Mateusz Bartsch .	49.619	4	PRUCNAL K.	55.502
5	125 Kahlert Daniel .	50.301	5	Erik Berggren .	49.762	5	Erik Berggren .	49.762	5	Erik Berggren .	49.762	5	PRUCNAL K.	55.704
6	101 Papke Sebastian .	50.324	6	Dawid Chart .	49.798	6	Dawid Chart .	49.798	6	Dawid Chart .	49.798	6	PILAT K.	55.739
7	29 Neefs Peter .	50.335	7	Wojciech Stefaniuk .	49.807	7	Wojciech Stefaniuk .	49.807	7	Wojciech Stefaniuk .	49.807	7	--	00.000
8	198 Pel Artur .	50.335	8	Lorenzo Stolk .	49.818	8	Lorenzo Stolk .	49.818	8	Lorenzo Stolk .	49.818	8	--	00.000
9	94 Siese Maxi .	50.337	9	Gaal Andras .	49.831	9	Gaal Andras .	49.831	9	Gaal Andras .	49.831	9	--	00.000
10	99 Baccelleri Giovanni .	50.361	10	Lars-Ole Jenss .	49.852	10	Lars-Ole Jenss .	49.852	10	Lars-Ole Jenss .	49.852	10	--	00.000

Position	Kart	Best Lap	Date
6	101 Papke Sebastian	Kart 16	50.327
			26-07-2018



YOUR RESULTS

Lap	S1	S2	Lap time
1	26.905	28.203	55.108
2	23.671	27.919	51.590
3	38.242	27.528	01:05.770
4	23.506	27.230	50.736
5	23.555	27.276	50.831
6	23.693	27.364	51.057
7	23.418	27.351	50.769
8	23.433	27.158	50.591
9	23.392	27.205	50.597
10	23.375	27.220	50.595
11	23.387	27.313	50.700
12	23.389	27.209	50.598
13	23.358	27.125	50.483
14	23.364	27.184	50.548
15	23.390	27.126	50.516
16	23.342	27.133	50.475
17	23.271	27.083	50.354
18	23.252	27.753	51.005
19	23.514	27.110	50.624
20	23.327	27.080	50.407
21	23.313	27.064	50.377
22	23.391	27.010	50.401
23	23.319	27.032	50.351
24	23.319	27.008	50.327
25	23.291	27.474	50.765
IDEAL	23.252	27.008	50.260

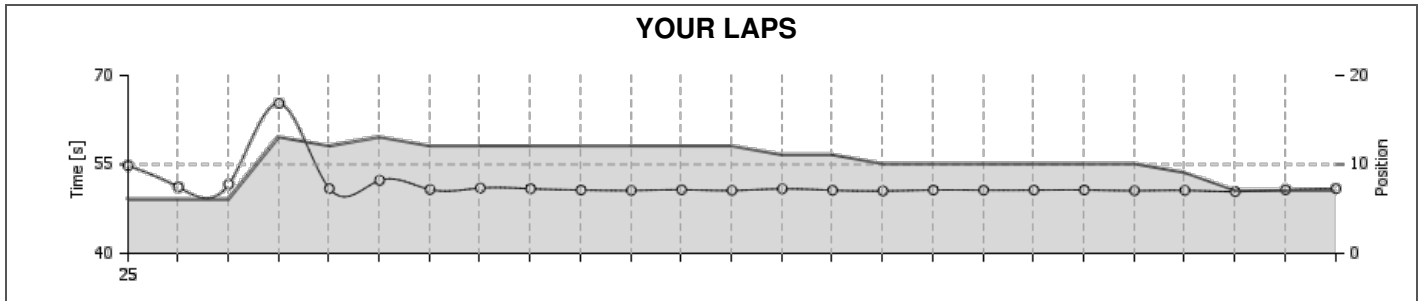
YOUR COMPETITORS

Pos	Driver	Kart	Best S1	Best S2	Best Lap	Gap
1	143 Kolodziej Pawel .	1	23.134	27.020	50.248	+00.000
2	95 Verhoeven Christophe .	14	23.254	26.995	50.335	+01.458
3	66 Holler Dennis .	15	23.258	26.946	50.204	+01.734
4	79 Lohse Andre .	13	23.274	26.984	50.278	+01.963
5	191 van Dijk Thom .	12	23.305	27.037	50.380	+05.576
6	101 Papke Sebastian .	16	23.252	27.008	50.327	+05.871
7	19 Ryndzionek Michal .	25	23.323	27.087	50.410	+09.717
8	87 Kapala Grzegorz .	4	23.311	27.321	50.724	+15.242
9	171 Dijkgraaf Mike .	24	23.445	27.286	50.819	+21.376
10	9 D Hondt Anne .	20	23.489	27.226	50.774	+22.799
11	94 Siese Maxi .	3	23.423	27.156	50.606	+23.201
12	126 Grabowski Piotr .	10	23.494	27.198	50.887	+23.697
13	64 Gorlo Kamil .	17	23.458	27.321	50.936	+23.974
14	16 Buszta Pawel .	9	23.520	27.340	50.956	+24.319
15	30 Liedl Marcel .	26	23.424	27.417	50.874	+25.033
16	114 Formini Piernatale .	11	23.381	27.176	50.739	+25.343
17	158 Trovato Luciano .	18	23.472	27.356	50.927	+25.524
18	90 Grajkowski Rafal .	2	23.419	27.384	50.962	+27.086
19	53 Gomez Sandra .	21	23.386	27.339	50.773	+27.426
THEORETICAL BEST LAP			23.134	26.946	50.080	

TRACK RECORDS

TOP DNIA			TOP TYGODNIA			TOP MIESIĄCA			TOP KONFIGURACJI			TOP KOBIEŃ		
#	Driver	Lap	#	Driver	Lap	#	Driver	Lap	#	Driver	Lap	#	Driver	Lap
1	79 Lohse Andre .	50.156	1	Romano Franssen .	49.511	1	Romano Franssen .	49.511	1	Romano Franssen .	49.511	1	PALECZKA E.	52.523
2	104 Klek Jakub .	50.230	2	Jakub Kłęk .	49.527	2	Jakub Kłęk .	49.527	2	Jakub Kłęk .	49.527	2	MOTZ M.	54.835
3	100 Haarbosch Rico .	50.274	3	Jakub Olechowski .	49.614	3	Jakub Olechowski .	49.614	3	Jakub Olechowski .	49.614	3	VERSCHOOR T.	55.332
4	137 puyato opnithi .	50.284	4	Mateusz Bartsch .	49.619	4	Mateusz Bartsch .	49.619	4	Mateusz Bartsch .	49.619	4	PRUCNAL K.	55.502
5	125 Kahlert Daniel .	50.301	5	Erik Berggren .	49.762	5	Erik Berggren .	49.762	5	Erik Berggren .	49.762	5	PRUCNAL K.	55.704
6	101 Papke Sebastian .	50.324	6	Dawid Chart .	49.798	6	Dawid Chart .	49.798	6	Dawid Chart .	49.798	6	PILAT K.	55.739
7	29 Neefs Peter .	50.335	7	Wojciech Stefaniuk .	49.807	7	Wojciech Stefaniuk .	49.807	7	Wojciech Stefaniuk .	49.807	7	--	00.000
8	198 Pel Artur .	50.335	8	Lorenzo Stolk .	49.818	8	Lorenzo Stolk .	49.818	8	Lorenzo Stolk .	49.818	8	--	00.000
9	94 Siese Maxi .	50.337	9	Gaal Andras .	49.831	9	Gaal Andras .	49.831	9	Gaal Andras .	49.831	9	--	00.000
10	99 Baccelleri Giovanni .	50.361	10	Lars-Ole Jenss .	49.852	10	Lars-Ole Jenss .	49.852	10	Lars-Ole Jenss .	49.852	10	--	00.000

Position	Kart	Best Lap	Date
7	19 Ryndzionek Michal	Kart 25	50.410
			26-07-2018



YOUR RESULTS

Lap	S1	S2	Lap time
1	26.294	28.520	54.814
2	23.713	27.448	51.161
3	23.793	27.827	51.620
4	37.850	27.457	01:05.307
5	23.632	27.294	50.926
6	24.667	27.638	52.305
7	23.590	27.173	50.763
8	23.552	27.461	51.013
9	23.466	27.431	50.897
10	23.480	27.201	50.681
11	23.447	27.163	50.610
12	23.420	27.303	50.723
13	23.464	27.138	50.602
14	23.432	27.447	50.879
15	23.329	27.314	50.643
16	23.431	27.096	50.527
17	23.419	27.262	50.681
18	23.340	27.322	50.662
19	23.363	27.305	50.668
20	23.330	27.358	50.688
21	23.390	27.188	50.578
22	23.458	27.166	50.624
23	23.323	27.087	50.410
24	23.385	27.336	50.721
25	23.483	27.435	50.918
IDEAL	23.323	27.087	50.410

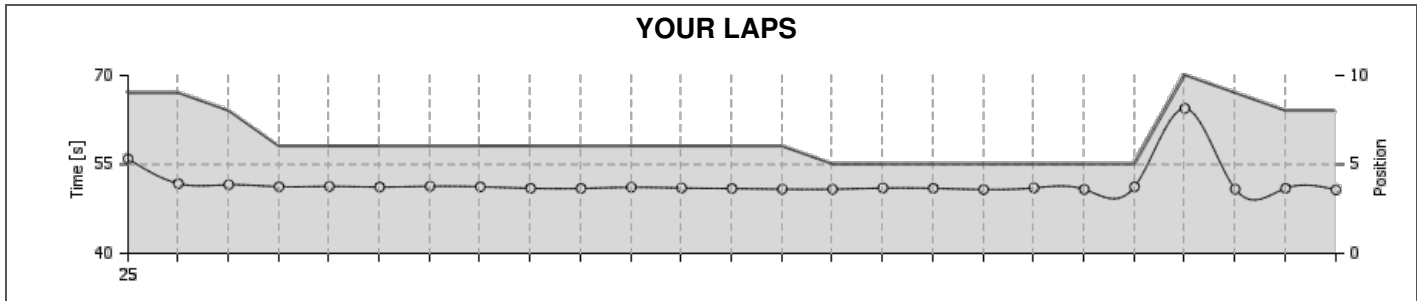
YOUR COMPETITORS

Pos	Driver	Kart	Best S1	Best S2	Best Lap	Gap
1	143 Kolodziej Pawel .	1	23.134	27.020	50.248	+00.000
2	95 Verhoeven Christophe .	14	23.254	26.995	50.335	+01.458
3	66 Holler Dennis .	15	23.258	26.946	50.204	+01.734
4	79 Lohse Andre .	13	23.274	26.984	50.278	+01.963
5	191 van Dijk Thom .	12	23.305	27.037	50.380	+05.576
6	101 Papke Sebastian .	16	23.252	27.008	50.327	+05.871
7	19 Ryndzionek Michal .	25	23.323	27.087	50.410	+09.717
8	87 Kapala Grzegorz .	4	23.311	27.321	50.724	+15.242
9	171 Dijkgraaf Mike .	24	23.445	27.286	50.819	+21.376
10	9 D Hondt Anne .	20	23.489	27.226	50.774	+22.799
11	94 Siese Maxi .	3	23.423	27.156	50.606	+23.201
12	126 Grabowski Piotr .	10	23.494	27.198	50.887	+23.697
13	64 Gorlo Kamil .	17	23.458	27.321	50.936	+23.974
14	16 Buszta Pawel .	9	23.520	27.340	50.956	+24.319
15	30 Liedl Marcel .	26	23.424	27.417	50.874	+25.033
16	114 Formini Piernatale .	11	23.381	27.176	50.739	+25.343
17	158 Trovato Luciano .	18	23.472	27.356	50.927	+25.524
18	90 Grajkowski Rafal .	2	23.419	27.384	50.962	+27.086
19	53 Gomez Sandra .	21	23.386	27.339	50.773	+27.426
THEORETICAL BEST LAP			23.134	26.946	50.080	

TRACK RECORDS

TOP DNIA			TOP TYGODNIA			TOP MIESIĄCA			TOP KONFIGURACJI			TOP KOBIET		
#	Driver	Lap	#	Driver	Lap	#	Driver	Lap	#	Driver	Lap	#	Driver	Lap
1	79 Lohse Andre .	50.156	1	Romano Franssen .	49.511	1	Romano Franssen .	49.511	1	Romano Franssen .	49.511	1	PALECZKA E.	52.523
2	104 Klek Jakub .	50.230	2	Jakub Klęk .	49.527	2	Jakub Klęk .	49.527	2	Jakub Klęk .	49.527	2	MOTZ M.	54.835
3	100 Haarbosch Rico .	50.274	3	Jakub Olechowski .	49.614	3	Jakub Olechowski .	49.614	3	Jakub Olechowski .	49.614	3	VERSCHOOR T.	55.332
4	137 puyato opnithi .	50.284	4	Mateusz Bartsch .	49.619	4	Mateusz Bartsch .	49.619	4	Mateusz Bartsch .	49.619	4	PRUCNAL K.	55.502
5	125 Kahlert Daniel .	50.301	5	Erik Berggren .	49.762	5	Erik Berggren .	49.762	5	Erik Berggren .	49.762	5	PRUCNAL K.	55.704
6	101 Papke Sebastian .	50.324	6	Dawid Chart .	49.798	6	Dawid Chart .	49.798	6	Dawid Chart .	49.798	6	PILAT K.	55.739
7	29 Neefs Peter .	50.335	7	Wojciech Stefaniuk .	49.807	7	Wojciech Stefaniuk .	49.807	7	Wojciech Stefaniuk .	49.807	7	---	00.000
8	198 Pel Artur .	50.335	8	Lorenzo Stolk .	49.818	8	Lorenzo Stolk .	49.818	8	Lorenzo Stolk .	49.818	8	---	00.000
9	94 Siese Maxi .	50.337	9	Gaal Andras .	49.831	9	Gaal Andras .	49.831	9	Gaal Andras .	49.831	9	---	00.000
10	99 Baccelleri Giovanni .	50.361	10	Lars-Ole Jenss .	49.852	10	Lars-Ole Jenss .	49.852	10	Lars-Ole Jenss .	49.852	10	---	00.000

Position	Kart	Best Lap	Date
8	Kart 4	50.724	26-07-2018
87 Kapala Grzegorz			



YOUR RESULTS

Lap	S1	S2	Lap time
1	27.579	28.367	55.946
2	23.914	27.853	51.767
3	23.625	27.947	51.572
4	23.792	27.456	51.248
5	23.637	27.655	51.292
6	23.607	27.576	51.183
7	23.578	27.731	51.309
8	23.646	27.586	51.232
9	23.398	27.574	50.972
10	23.368	27.581	50.949
11	23.567	27.581	51.148
12	23.505	27.518	51.023
13	23.517	27.411	50.928
14	23.442	27.377	50.819
15	23.445	27.369	50.814
16	23.501	27.507	51.008
17	23.470	27.497	50.967
18	23.311	27.449	50.760
19	23.458	27.573	51.031
20	23.419	27.368	50.787
21	23.466	27.761	51.227
22	36.980	27.478	01:04.458
23	23.341	27.476	50.817
24	23.495	27.470	50.965
25	23.403	27.321	50.724
IDEAL	23.311	27.321	50.632

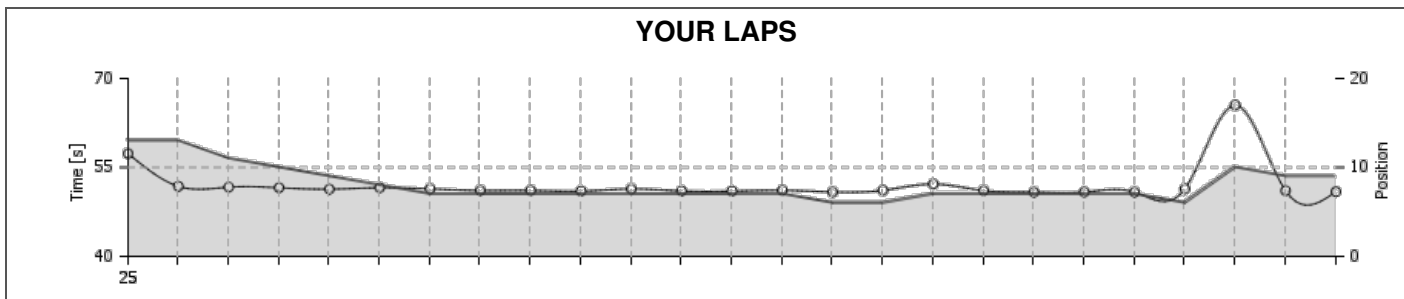
YOUR COMPETITORS

Pos	Driver	Kart	Best S1	Best S2	Best Lap	Gap
1	143 Kolodziej Pawel .	1	23.134	27.020	50.248	+00.000
2	95 Verhoeven Christophe .	14	23.254	26.995	50.335	+01.458
3	66 Holler Dennis .	15	23.258	26.946	50.204	+01.734
4	79 Lohse Andre .	13	23.274	26.984	50.278	+01.963
5	191 van Dijk Thom .	12	23.305	27.037	50.380	+05.576
6	101 Papke Sebastian .	16	23.252	27.008	50.327	+05.871
7	19 Ryndzionek Michal .	25	23.323	27.087	50.410	+09.717
8	87 Kapala Grzegorz .	4	23.311	27.321	50.724	+15.242
9	171 Dijkgraaf Mike .	24	23.445	27.286	50.819	+21.376
10	9 D Hondt Anne .	20	23.489	27.226	50.774	+22.799
11	94 Siese Maxi .	3	23.423	27.156	50.606	+23.201
12	126 Grabowski Piotr .	10	23.494	27.198	50.887	+23.697
13	64 Gorlo Kamil .	17	23.458	27.321	50.936	+23.974
14	16 Buszta Pawel .	9	23.520	27.340	50.956	+24.319
15	30 Liedl Marcel .	26	23.424	27.417	50.874	+25.033
16	114 Formini Piernatale .	11	23.381	27.176	50.739	+25.343
17	158 Trovato Luciano .	18	23.472	27.356	50.927	+25.524
18	90 Grajkowski Rafal .	2	23.419	27.384	50.962	+27.086
19	53 Gomez Sandra .	21	23.386	27.339	50.773	+27.426
THEORETICAL BEST LAP			23.134	26.946	50.080	

TRACK RECORDS

TOP DNIA			TOP TYGODNIA			TOP MIESIĄCA			TOP KONFIGURACJI			TOP KOBIEŃ		
#	Driver	Lap	#	Driver	Lap	#	Driver	Lap	#	Driver	Lap	#	Driver	Lap
1	79 Lohse Andre .	50.156	1	Romano Franssen .	49.511	1	Romano Franssen .	49.511	1	PALECZKA E.	52.523	1	PALECZKA E.	52.523
2	104 Klek Jakub .	50.230	2	Jakub Klęk .	49.527	2	Jakub Klęk .	49.527	2	MOTZ M.	54.835	2	MOTZ M.	54.835
3	100 Haarbosch Rico .	50.274	3	Jakub Olechowski .	49.614	3	Jakub Olechowski .	49.614	3	VERSCHOOR T.	55.332	3	VERSCHOOR T.	55.332
4	137 puyato opnithi .	50.284	4	Mateusz Bartsch .	49.619	4	Mateusz Bartsch .	49.619	4	Mateusz Bartsch .	49.619	4	PRUCNAL K.	55.502
5	125 Kahlert Daniel .	50.301	5	Erik Berggren .	49.762	5	Erik Berggren .	49.762	5	Erik Berggren .	49.762	5	PRUCNAL K.	55.704
6	101 Papke Sebastian .	50.324	6	Dawid Chart .	49.798	6	Dawid Chart .	49.798	6	Dawid Chart .	49.798	6	PILAT K.	55.739
7	29 Neefs Peter .	50.335	7	Wojciech Stefaniuk .	49.807	7	Wojciech Stefaniuk .	49.807	7	Wojciech Stefaniuk .	49.807	7	--	00.000
8	198 Pel Artur .	50.335	8	Lorenzo Stolk .	49.818	8	Lorenzo Stolk .	49.818	8	Lorenzo Stolk .	49.818	8	--	00.000
9	94 Siese Maxi .	50.337	9	Gaal Andras .	49.831	9	Gaal Andras .	49.831	9	Gaal Andras .	49.831	9	--	00.000
10	99 Baccelleri Giovanni .	50.361	10	Lars-Ole Jenss .	49.852	10	Lars-Ole Jenss .	49.852	10	Lars-Ole Jenss .	49.852	10	--	00.000

Position	Kart	Best Lap	Date
9	171 Dijkgraaf Mike	Kart 24	50.819
			26-07-2018



YOUR RESULTS

Lap	S1	S2	Lap time
1	28.721	28.612	57.333
2	23.939	27.867	51.806
3	23.813	27.860	51.673
4	23.660	27.908	51.568
5	23.671	27.660	51.331
6	23.996	27.584	51.580
7	23.715	27.671	51.386
8	23.445	27.668	51.113
9	23.474	27.641	51.115
10	23.522	27.484	51.006
11	23.588	27.778	51.366
12	23.595	27.439	51.034
13	23.503	27.502	51.005
14	23.613	27.524	51.137
15	23.564	27.286	50.850
16	23.591	27.540	51.131
17	24.586	27.606	52.192
18	23.677	27.411	51.088
19	23.486	27.333	50.819
20	23.485	27.358	50.843
21	23.533	27.299	50.832
22	23.597	27.795	51.392
23	38.125	27.373	01:05.498
24	23.542	27.525	51.067
25	23.465	27.450	50.915
IDEAL	23.445	27.286	50.731

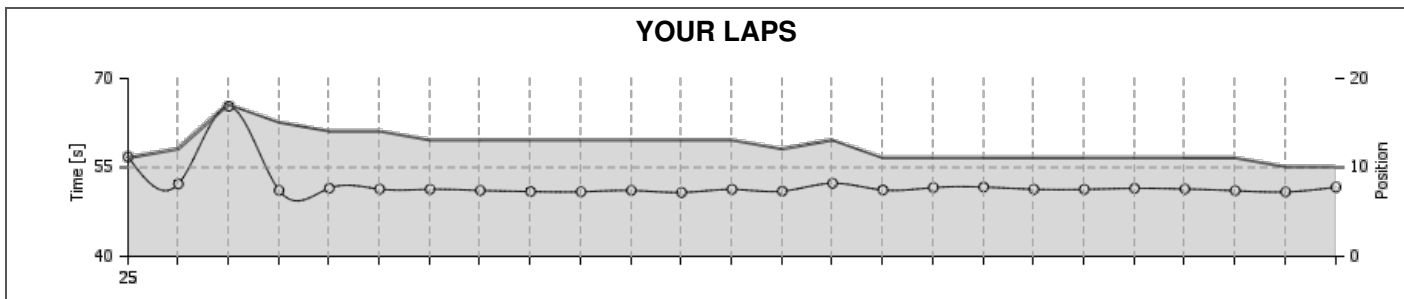
YOUR COMPETITORS

Pos	Driver	Kart	Best S1	Best S2	Best Lap	Gap
1	143 Kolodziej Pawel .	1	23.134	27.020	50.248	+00.000
2	95 Verhoeven Christophe .	14	23.254	26.995	50.335	+01.458
3	66 Holler Dennis .	15	23.258	26.946	50.204	+01.734
4	79 Lohse Andre .	13	23.274	26.984	50.278	+01.963
5	191 van Dijk Thom .	12	23.305	27.037	50.380	+05.576
6	101 Papke Sebastian .	16	23.252	27.008	50.327	+05.871
7	19 Ryndzionek Michal .	25	23.323	27.087	50.410	+09.717
8	87 Kapala Grzegorz .	4	23.311	27.321	50.724	+15.242
9	171 Dijkgraaf Mike .	24	23.445	27.286	50.819	+21.376
10	9 D Hondt Anne .	20	23.489	27.226	50.774	+22.799
11	94 Siese Maxi .	3	23.423	27.156	50.606	+23.201
12	126 Grabowski Piotr .	10	23.494	27.198	50.887	+23.697
13	64 Gorlo Kamil .	17	23.458	27.321	50.936	+23.974
14	16 Buszta Pawel .	9	23.520	27.340	50.956	+24.319
15	30 Liedl Marcel .	26	23.424	27.417	50.874	+25.033
16	114 Formini Piernatale .	11	23.381	27.176	50.739	+25.343
17	158 Trovato Luciano .	18	23.472	27.356	50.927	+25.524
18	90 Grajkowski Rafal .	2	23.419	27.384	50.962	+27.086
19	53 Gomez Sandra .	21	23.386	27.339	50.773	+27.426
THEORETICAL BEST LAP			23.134	26.946	50.080	

TRACK RECORDS

TOP DNIA			TOP TYGODNIA			TOP MIESIĄCA			TOP KONFIGURACJI			TOP KOBIEŃ		
#	Driver	Lap	#	Driver	Lap	#	Driver	Lap	#	Driver	Lap	#	Driver	Lap
1	79 Lohse Andre .	50.156	1	Romano Franssen .	49.511	1	Romano Franssen .	49.511	1	PALECZKA E.	52.523	1	PALECZKA E.	52.523
2	104 Klek Jakub .	50.230	2	Jakub Klęk .	49.527	2	Jakub Klęk .	49.527	2	Jakub Klęk .	49.527	2	MOTZ M.	54.835
3	100 Haarbosch Rico .	50.274	3	Jakub Olechowski .	49.614	3	Jakub Olechowski .	49.614	3	Jakub Olechowski .	49.614	3	VERSCHOOR T.	55.332
4	137 puyato oprnithi .	50.284	4	Mateusz Bartsch .	49.619	4	Mateusz Bartsch .	49.619	4	Mateusz Bartsch .	49.619	4	PRUCNAL K.	55.502
5	125 Kahlert Daniel .	50.301	5	Erik Berggren .	49.762	5	Erik Berggren .	49.762	5	Erik Berggren .	49.762	5	PRUCNAL K.	55.704
6	101 Papke Sebastian .	50.324	6	Dawid Chart .	49.798	6	Dawid Chart .	49.798	6	Dawid Chart .	49.798	6	PILAT K.	55.739
7	29 Neefs Peter .	50.335	7	Wojciech Stefaniuk .	49.807	7	Wojciech Stefaniuk .	49.807	7	Wojciech Stefaniuk .	49.807	7	---	00.000
8	198 Pel Artur .	50.335	8	Lorenzo Stolk .	49.818	8	Lorenzo Stolk .	49.818	8	Lorenzo Stolk .	49.818	8	---	00.000
9	94 Siese Maxi .	50.337	9	Gaal Andras .	49.831	9	Gaal Andras .	49.831	9	Gaal Andras .	49.831	9	---	00.000
10	99 Baccelleri Giovanni .	50.361	10	Lars-Ole Jenss .	49.852	10	Lars-Ole Jenss .	49.852	10	Lars-Ole Jenss .	49.852	10	---	00.000

Position	Kart	Best Lap	Date
10	9 D Hondt Anne	50.774	26-07-2018



YOUR RESULTS

Lap	S1	S2	Lap time
1	28.216	28.556	56.772
2	23.807	28.405	52.212
3	37.454	27.850	01:05.304
4	23.692	27.437	51.129
5	23.879	27.619	51.498
6	23.806	27.538	51.344
7	23.652	27.647	51.299
8	23.739	27.375	51.114
9	23.633	27.297	50.930
10	23.540	27.349	50.889
11	23.556	27.558	51.114
12	23.489	27.285	50.774
13	23.818	27.471	51.289
14	23.755	27.242	50.997
15	24.062	28.265	52.327
16	23.740	27.456	51.196
17	24.223	27.369	51.592
18	24.111	27.578	51.689
19	23.897	27.415	51.312
20	23.840	27.449	51.289
21	24.051	27.421	51.472
22	23.944	27.414	51.358
23	23.752	27.321	51.073
24	23.639	27.226	50.865
25	24.065	27.600	51.665
IDEAL	23.489	27.226	50.715

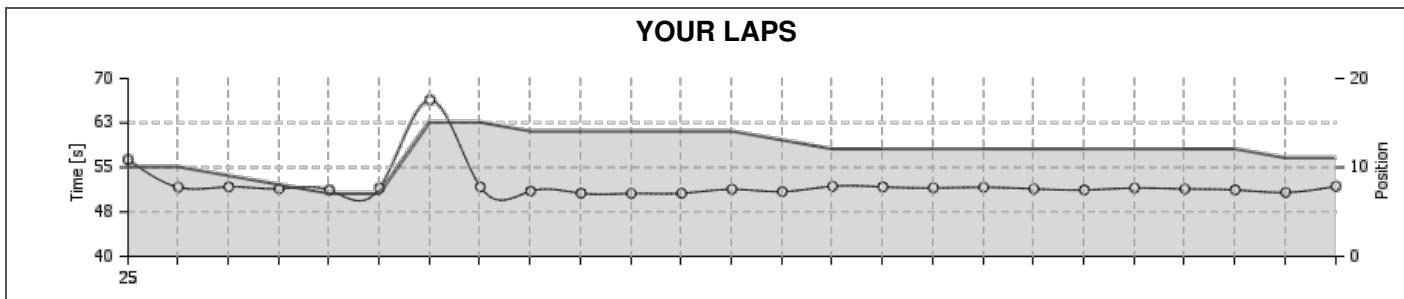
YOUR COMPETITORS

Pos	Driver	Kart	Best S1	Best S2	Best Lap	Gap
1	143 Kolodziej Pawel .	1	23.134	27.020	50.248	+00.000
2	95 Verhoeven Christophe .	14	23.254	26.995	50.335	+01.458
3	66 Holler Dennis .	15	23.258	26.946	50.204	+01.734
4	79 Lohse Andre .	13	23.274	26.984	50.278	+01.963
5	191 van Dijk Thom .	12	23.305	27.037	50.380	+05.576
6	101 Papke Sebastian .	16	23.252	27.008	50.327	+05.871
7	19 Ryndzionek Michal .	25	23.323	27.087	50.410	+09.717
8	87 Kapala Grzegorz .	4	23.311	27.321	50.724	+15.242
9	171 Dijkgraaf Mike .	24	23.445	27.286	50.819	+21.376
10	9 D Hondt Anne .	20	23.489	27.226	50.774	+22.799
11	94 Siese Maxi .	3	23.423	27.156	50.606	+23.201
12	126 Grabowski Piotr .	10	23.494	27.198	50.887	+23.697
13	64 Gorlo Kamil .	17	23.458	27.321	50.936	+23.974
14	16 Buszta Pawel .	9	23.520	27.340	50.956	+24.319
15	30 Liedl Marcel .	26	23.424	27.417	50.874	+25.033
16	114 Formini Piernatale .	11	23.381	27.176	50.739	+25.343
17	158 Trovato Luciano .	18	23.472	27.356	50.927	+25.524
18	90 Grajkowski Rafal .	2	23.419	27.384	50.962	+27.086
19	53 Gomez Sandra .	21	23.386	27.339	50.773	+27.426
THEORETICAL BEST LAP			23.134	26.946	50.080	

TRACK RECORDS

TOP DNIA			TOP TYGODNIA			TOP MIESIĄCA			TOP KONFIGURACJI			TOP KOBIEŃ		
#	Driver	Lap	#	Driver	Lap	#	Driver	Lap	#	Driver	Lap	#	Driver	Lap
1	79 Lohse Andre .	50.156	1	Romano Franssen .	49.511	1	Romano Franssen .	49.511	1	Romano Franssen .	49.511	1	PALECZKA E.	52.523
2	104 Klek Jakub .	50.230	2	Jakub Klęk .	49.527	2	Jakub Klęk .	49.527	2	Jakub Klęk .	49.527	2	MOTZ M.	54.835
3	100 Haarbosch Rico .	50.274	3	Jakub Olechowski .	49.614	3	Jakub Olechowski .	49.614	3	Jakub Olechowski .	49.614	3	VERSCHOOR T.	55.332
4	137 puyato opnithi .	50.284	4	Mateusz Bartsch .	49.619	4	Mateusz Bartsch .	49.619	4	Mateusz Bartsch .	49.619	4	PRUCNAL K.	55.502
5	125 Kahlert Daniel .	50.301	5	Erik Berggren .	49.762	5	Erik Berggren .	49.762	5	Erik Berggren .	49.762	5	PRUCNAL K.	55.704
6	101 Papke Sebastian .	50.324	6	Dawid Chart .	49.798	6	Dawid Chart .	49.798	6	Dawid Chart .	49.798	6	PILAT K.	55.739
7	29 Neefs Peter .	50.335	7	Wojciech Stefaniuk .	49.807	7	Wojciech Stefaniuk .	49.807	7	Wojciech Stefaniuk .	49.807	7	--	00.000
8	198 Pel Artur .	50.335	8	Lorenzo Stolk .	49.818	8	Lorenzo Stolk .	49.818	8	Lorenzo Stolk .	49.818	8	--	00.000
9	94 Siese Maxi .	50.337	9	Gaal Andras .	49.831	9	Gaal Andras .	49.831	9	Gaal Andras .	49.831	9	--	00.000
10	99 Baccelleri Giovanni .	50.361	10	Lars-Ole Jenss .	49.852	10	Lars-Ole Jenss .	49.852	10	Lars-Ole Jenss .	49.852	10	--	00.000

Position	Kart	Best Lap	Date
11	Kart 3	50.606	26-07-2018
94 Siese Maxi			



YOUR RESULTS

Lap	S1	S2	Lap time
1	27.952	28.362	56.314
2	23.831	27.816	51.647
3	23.803	27.919	51.722
4	23.703	27.688	51.391
5	23.503	27.660	51.163
6	23.552	27.962	51.514
7	38.937	27.427	01:06.364
8	23.940	27.772	51.712
9	23.470	27.528	50.998
10	23.423	27.211	50.634
11	23.450	27.156	50.606
12	23.462	27.176	50.638
13	23.742	27.564	51.306
14	23.633	27.283	50.916
15	24.051	27.769	51.820
16	24.276	27.436	51.712
17	24.199	27.339	51.538
18	24.154	27.493	51.647
19	23.946	27.435	51.381
20	23.876	27.320	51.196
21	24.137	27.387	51.524
22	23.990	27.375	51.365
23	23.779	27.428	51.207
24	23.577	27.195	50.772
25	24.097	27.721	51.818
IDEAL	23.423	27.156	50.579

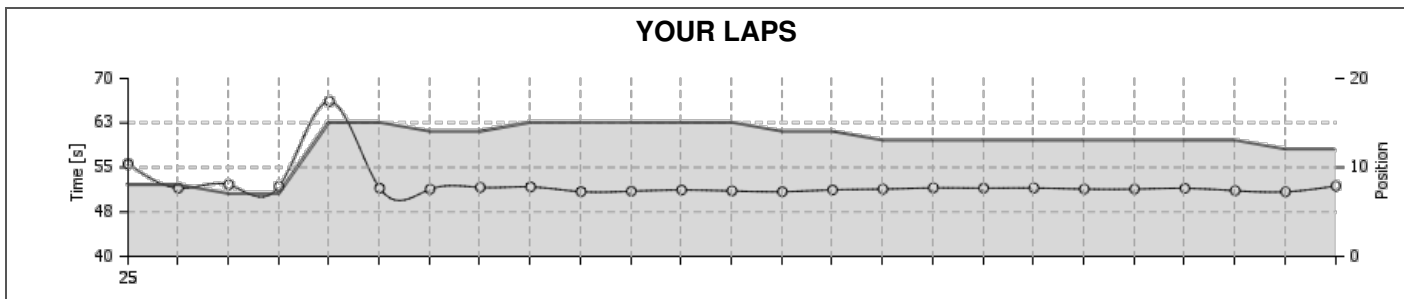
YOUR COMPETITORS

Pos	Driver	Kart	Best S1	Best S2	Best Lap	Gap
1	143 Kolodziej Pawel .	1	23.134	27.020	50.248	+00.000
2	95 Verhoeven Christophe .	14	23.254	26.995	50.335	+01.458
3	66 Holler Dennis .	15	23.258	26.946	50.204	+01.734
4	79 Lohse Andre .	13	23.274	26.984	50.278	+01.963
5	191 van Dijk Thom .	12	23.305	27.037	50.380	+05.576
6	101 Papke Sebastian .	16	23.252	27.008	50.327	+05.871
7	19 Ryndzionek Michal .	25	23.323	27.087	50.410	+09.717
8	87 Kapala Grzegorz .	4	23.311	27.321	50.724	+15.242
9	171 Dijkgraaf Mike .	24	23.445	27.286	50.819	+21.376
10	9 D Hondt Anne .	20	23.489	27.226	50.774	+22.799
11	94 Siese Maxi .	3	23.423	27.156	50.606	+23.201
12	126 Grabowski Piotr .	10	23.494	27.198	50.887	+23.697
13	64 Gorlo Kamil .	17	23.458	27.321	50.936	+23.974
14	16 Buszta Pawel .	9	23.520	27.340	50.956	+24.319
15	30 Liedl Marcel .	26	23.424	27.417	50.874	+25.033
16	114 Formini Piernatale .	11	23.381	27.176	50.739	+25.343
17	158 Trovato Luciano .	18	23.472	27.356	50.927	+25.524
18	90 Grajkowski Rafal .	2	23.419	27.384	50.962	+27.086
19	53 Gomez Sandra .	21	23.386	27.339	50.773	+27.426
THEORETICAL BEST LAP			23.134	26.946	50.080	

TRACK RECORDS

TOP DNIA			TOP TYGODNIA			TOP MIESIĄCA			TOP KONFIGURACJI			TOP KOBIEŃ		
#	Driver	Lap	#	Driver	Lap	#	Driver	Lap	#	Driver	Lap	#	Driver	Lap
1	79 Lohse Andre .	50.156	1	Romano Franssen .	49.511	1	Romano Franssen .	49.511	1	Romano Franssen .	49.511	1	PALECZKA E.	52.523
2	104 Klek Jakub .	50.230	2	Jakub Klęk .	49.527	2	Jakub Klęk .	49.527	2	Jakub Klęk .	49.527	2	MOTZ M.	54.835
3	100 Haarbosch Rico .	50.274	3	Jakub Olechowski .	49.614	3	Jakub Olechowski .	49.614	3	Jakub Olechowski .	49.614	3	VERSCHOOR T.	55.332
4	137 puyato opnithi .	50.284	4	Mateusz Bartsch .	49.619	4	Mateusz Bartsch .	49.619	4	Mateusz Bartsch .	49.619	4	PRUCNAL K.	55.502
5	125 Kahlert Daniel .	50.301	5	Erik Berggren .	49.762	5	Erik Berggren .	49.762	5	Erik Berggren .	49.762	5	PRUCNAL K.	55.704
6	101 Papke Sebastian .	50.324	6	Dawid Chart .	49.798	6	Dawid Chart .	49.798	6	Dawid Chart .	49.798	6	PILAT K.	55.739
7	29 Neefs Peter .	50.335	7	Wojciech Stefaniuk .	49.807	7	Wojciech Stefaniuk .	49.807	7	Wojciech Stefaniuk .	49.807	7	--	00.000
8	198 Pel Artur .	50.335	8	Lorenzo Stolk .	49.818	8	Lorenzo Stolk .	49.818	8	Lorenzo Stolk .	49.818	8	--	00.000
9	94 Siese Maxi .	50.337	9	Gaal Andras .	49.831	9	Gaal Andras .	49.831	9	Gaal Andras .	49.831	9	--	00.000
10	99 Baccelleri Giovanni .	50.361	10	Lars-Ole Jenss .	49.852	10	Lars-Ole Jenss .	49.852	10	Lars-Ole Jenss .	49.852	10	--	00.000

Position	Kart	Best Lap	Date
12	Kart 10	50.887	26-07-2018
126 Grabowski Piotr			



YOUR RESULTS

Lap	S1	S2	Lap time
1	27.366	28.226	55.592
2	23.882	27.626	51.508
3	24.097	27.956	52.053
4	23.770	28.024	51.794
5	38.599	27.552	01:06.151
6	23.860	27.634	51.494
7	23.851	27.467	51.318
8	23.964	27.667	51.631
9	24.035	27.675	51.710
10	23.546	27.363	50.909
11	23.494	27.492	50.986
12	23.636	27.557	51.193
13	23.603	27.429	51.032
14	23.597	27.310	50.907
15	23.616	27.595	51.211
16	23.821	27.521	51.342
17	24.343	27.198	51.541
18	24.122	27.384	51.506
19	24.017	27.507	51.524
20	23.831	27.517	51.348
21	23.912	27.431	51.343
22	23.944	27.535	51.479
23	23.615	27.456	51.071
24	23.644	27.243	50.887
25	24.159	27.712	51.871
IDEAL	23.494	27.198	50.692

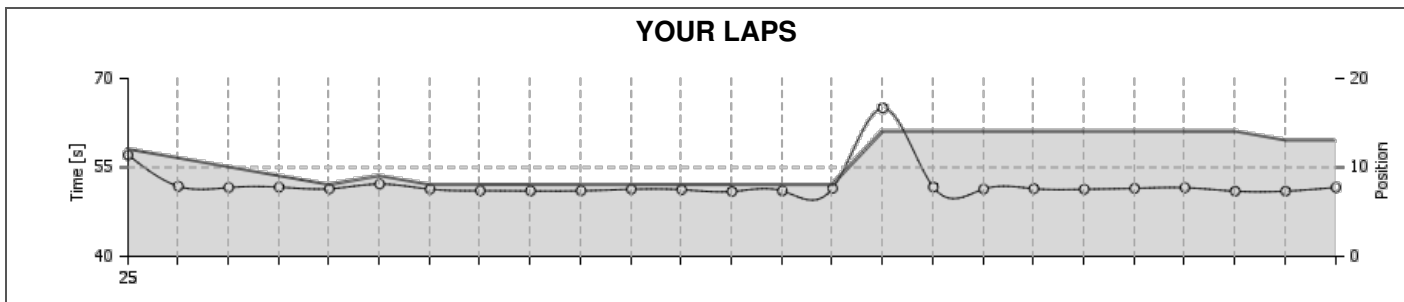
YOUR COMPETITORS

Pos	Driver	Kart	Best S1	Best S2	Best Lap	Gap
1	143 Kolodziej Pawel .	1	23.134	27.020	50.248	+00.000
2	95 Verhoeven Christophe .	14	23.254	26.995	50.335	+01.458
3	66 Holler Dennis .	15	23.258	26.946	50.204	+01.734
4	79 Lohse Andre .	13	23.274	26.984	50.278	+01.963
5	191 van Dijk Thom .	12	23.305	27.037	50.380	+05.576
6	101 Papke Sebastian .	16	23.252	27.008	50.327	+05.871
7	19 Ryndzionek Michal .	25	23.323	27.087	50.410	+09.717
8	87 Kapala Grzegorz .	4	23.311	27.321	50.724	+15.242
9	171 Dijkgraaf Mike .	24	23.445	27.286	50.819	+21.376
10	9 D Hondt Anne .	20	23.489	27.226	50.774	+22.799
11	94 Siese Maxi .	3	23.423	27.156	50.606	+23.201
12	126 Grabowski Piotr .	10	23.494	27.198	50.887	+23.697
13	64 Gorlo Kamil .	17	23.458	27.321	50.936	+23.974
14	16 Buszta Pawel .	9	23.520	27.340	50.956	+24.319
15	30 Liedl Marcel .	26	23.424	27.417	50.874	+25.033
16	114 Formini Piernatale .	11	23.381	27.176	50.739	+25.343
17	158 Trovato Luciano .	18	23.472	27.356	50.927	+25.524
18	90 Grajkowski Rafal .	2	23.419	27.384	50.962	+27.086
19	53 Gomez Sandra .	21	23.386	27.339	50.773	+27.426
THEORETICAL BEST LAP			23.134	26.946	50.080	

TRACK RECORDS

TOP DNIA			TOP TYGODNIA			TOP MIESIĄCA			TOP KONFIGURACJI			TOP KOBIEC		
#	Driver	Lap	#	Driver	Lap	#	Driver	Lap	#	Driver	Lap	#	Driver	Lap
1	79 Lohse Andre .	50.156	1	Romano Franssen .	49.511	1	Romano Franssen .	49.511	1	Romano Franssen .	49.511	1	PALECZKA E.	52.523
2	104 Klek Jakub .	50.230	2	Jakub Klęk .	49.527	2	Jakub Klęk .	49.527	2	Jakub Klęk .	49.527	2	MOTZ M.	54.835
3	100 Haarbosch Rico .	50.274	3	Jakub Olechowski .	49.614	3	Jakub Olechowski .	49.614	3	Jakub Olechowski .	49.614	3	VERSCHOOR T.	55.332
4	137 puyato oprnithi .	50.284	4	Mateusz Bartsch .	49.619	4	Mateusz Bartsch .	49.619	4	Mateusz Bartsch .	49.619	4	PRUCNAL K.	55.502
5	125 Kahlert Daniel .	50.301	5	Erik Berggren .	49.762	5	Erik Berggren .	49.762	5	Erik Berggren .	49.762	5	PRUCNAL K.	55.704
6	101 Papke Sebastian .	50.324	6	Dawid Chart .	49.798	6	Dawid Chart .	49.798	6	Dawid Chart .	49.798	6	PILAT K.	55.739
7	29 Neefs Peter .	50.335	7	Wojciech Stefaniuk .	49.807	7	Wojciech Stefaniuk .	49.807	7	Wojciech Stefaniuk .	49.807	7	---	00.000
8	198 Pel Artur .	50.335	8	Lorenzo Stolk .	49.818	8	Lorenzo Stolk .	49.818	8	Lorenzo Stolk .	49.818	8	---	00.000
9	94 Siese Maxi .	50.337	9	Gaal Andras .	49.831	9	Gaal Andras .	49.831	9	Gaal Andras .	49.831	9	---	00.000
10	99 Baccelleri Giovanni .	50.361	10	Lars-Ole Jenss .	49.852	10	Lars-Ole Jenss .	49.852	10	Lars-Ole Jenss .	49.852	10	---	00.000

Position	Kart	Best Lap	Date
13	64 Gorlo Kamil	50.936	26-07-2018



YOUR RESULTS

Lap	S1	S2	Lap time
1	28.471	28.619	57.090
2	23.906	27.908	51.814
3	23.699	27.907	51.606
4	23.698	27.974	51.672
5	23.551	27.842	51.393
6	24.489	27.705	52.194
7	23.694	27.634	51.328
8	23.458	27.614	51.072
9	23.552	27.481	51.033
10	23.538	27.521	51.059
11	23.537	27.770	51.307
12	23.641	27.610	51.251
13	23.559	27.377	50.936
14	23.482	27.554	51.036
15	23.578	27.895	51.473
16	37.513	27.482	01:04.995
17	24.190	27.497	51.687
18	23.786	27.559	51.345
19	23.849	27.566	51.415
20	23.763	27.546	51.309
21	23.927	27.542	51.469
22	23.852	27.732	51.584
23	23.508	27.481	50.989
24	23.673	27.321	50.994
25	23.896	27.731	51.627
IDEAL	23.458	27.321	50.779

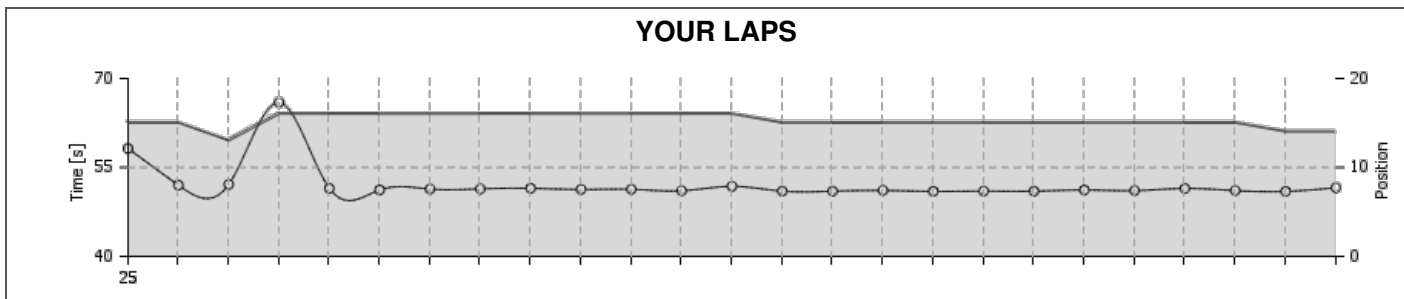
YOUR COMPETITORS

Pos	Driver	Kart	Best S1	Best S2	Best Lap	Gap
1	143 Kolodziej Pawel .	1	23.134	27.020	50.248	+00.000
2	95 Verhoeven Christophe .	14	23.254	26.995	50.335	+01.458
3	66 Holler Dennis .	15	23.258	26.946	50.204	+01.734
4	79 Lohse Andre .	13	23.274	26.984	50.278	+01.963
5	191 van Dijk Thom .	12	23.305	27.037	50.380	+05.576
6	101 Papke Sebastian .	16	23.252	27.008	50.327	+05.871
7	19 Ryndzionek Michal .	25	23.323	27.087	50.410	+09.717
8	87 Kapala Grzegorz .	4	23.311	27.321	50.724	+15.242
9	171 Dijkgraaf Mike .	24	23.445	27.286	50.819	+21.376
10	9 D Hondt Anne .	20	23.489	27.226	50.774	+22.799
11	94 Siese Maxi .	3	23.423	27.156	50.606	+23.201
12	126 Grabowski Piotr .	10	23.494	27.198	50.887	+23.697
13	64 Gorlo Kamil .	17	23.458	27.321	50.936	+23.974
14	16 Buszta Pawel .	9	23.520	27.340	50.956	+24.319
15	30 Liedl Marcel .	26	23.424	27.417	50.874	+25.033
16	114 Formini Piernatale .	11	23.381	27.176	50.739	+25.343
17	158 Trovato Luciano .	18	23.472	27.356	50.927	+25.524
18	90 Grajkowski Rafal .	2	23.419	27.384	50.962	+27.086
19	53 Gomez Sandra .	21	23.386	27.339	50.773	+27.426
THEORETICAL BEST LAP			23.134	26.946	50.080	

TRACK RECORDS

TOP DNIA			TOP TYGODNIA			TOP MIESIĄCA			TOP KONFIGURACJI			TOP KOBIEŃ		
#	Driver	Lap	#	Driver	Lap	#	Driver	Lap	#	Driver	Lap	#	Driver	Lap
1	79 Lohse Andre .	50.156	1	Romano Franssen .	49.511	1	Romano Franssen .	49.511	1	PALECZKA E.	52.523	1	PALECZKA E.	52.523
2	104 Klek Jakub .	50.230	2	Jakub Klęk .	49.527	2	Jakub Klęk .	49.527	2	Jakub Klęk .	49.527	2	MOTZ M.	54.835
3	100 Haarbosch Rico .	50.274	3	Jakub Olechowski .	49.614	3	Jakub Olechowski .	49.614	3	Jakub Olechowski .	49.614	3	VERSCHOOR T.	55.332
4	137 puyato oprnithi .	50.284	4	Mateusz Bartsch .	49.619	4	Mateusz Bartsch .	49.619	4	Mateusz Bartsch .	49.619	4	PRUCNAL K.	55.502
5	125 Kahlert Daniel .	50.301	5	Erik Berggren .	49.762	5	Erik Berggren .	49.762	5	Erik Berggren .	49.762	5	PRUCNAL K.	55.704
6	101 Papke Sebastian .	50.324	6	Dawid Chart .	49.798	6	Dawid Chart .	49.798	6	Dawid Chart .	49.798	6	PILAT K.	55.739
7	29 Neefs Peter .	50.335	7	Wojciech Stefaniuk .	49.807	7	Wojciech Stefaniuk .	49.807	7	Wojciech Stefaniuk .	49.807	7	---	00.000
8	198 Pel Artur .	50.335	8	Lorenzo Stolk .	49.818	8	Lorenzo Stolk .	49.818	8	Lorenzo Stolk .	49.818	8	---	00.000
9	94 Siese Maxi .	50.337	9	Gaal Andras .	49.831	9	Gaal Andras .	49.831	9	Gaal Andras .	49.831	9	---	00.000
10	99 Baccelleri Giovanni .	50.361	10	Lars-Ole Jenss .	49.852	10	Lars-Ole Jenss .	49.852	10	Lars-Ole Jenss .	49.852	10	---	00.000

Position	Kart	Best Lap	Date
14	16 Buszta Pawel	Kart 9	50.956
			26-07-2018



YOUR RESULTS

Lap	S1	S2	Lap time
1	29.335	28.865	58.200
2	24.154	27.854	52.008
3	23.792	28.322	52.114
4	38.065	27.908	01:05.973
5	23.781	27.680	51.461
6	23.635	27.570	51.205
7	23.757	27.592	51.349
8	23.628	27.754	51.382
9	23.662	27.810	51.472
10	23.728	27.546	51.274
11	23.677	27.625	51.302
12	23.624	27.438	51.062
13	23.956	27.849	51.805
14	23.624	27.372	50.996
15	23.567	27.427	50.994
16	23.597	27.516	51.113
17	23.576	27.389	50.965
18	23.548	27.455	51.003
19	23.520	27.478	50.998
20	23.593	27.596	51.189
21	23.675	27.412	51.087
22	23.769	27.684	51.453
23	23.625	27.460	51.085
24	23.616	27.340	50.956
25	23.847	27.730	51.577
IDEAL	23.520	27.340	50.860

YOUR COMPETITORS

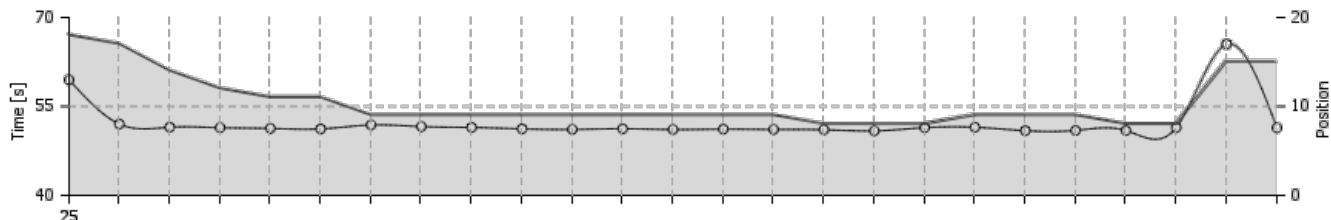
Pos	Driver	Kart	Best S1	Best S2	Best Lap	Gap
1	143 Kolodziej Pawel .	1	23.134	27.020	50.248	+00.000
2	95 Verhoeven Christophe .	14	23.254	26.995	50.335	+01.458
3	66 Holler Dennis .	15	23.258	26.946	50.204	+01.734
4	79 Lohse Andre .	13	23.274	26.984	50.278	+01.963
5	191 van Dijk Thom .	12	23.305	27.037	50.380	+05.576
6	101 Papke Sebastian .	16	23.252	27.008	50.327	+05.871
7	19 Ryndzionek Michal .	25	23.323	27.087	50.410	+09.717
8	87 Kapala Grzegorz .	4	23.311	27.321	50.724	+15.242
9	171 Dijkgraaf Mike .	24	23.445	27.286	50.819	+21.376
10	9 D Hondt Anne .	20	23.489	27.226	50.774	+22.799
11	94 Siese Maxi .	3	23.423	27.156	50.606	+23.201
12	126 Grabowski Piotr .	10	23.494	27.198	50.887	+23.697
13	64 Gorlo Kamil .	17	23.458	27.321	50.936	+23.974
14	16 Buszta Pawel .	9	23.520	27.340	50.956	+24.319
15	30 Liedl Marcel .	26	23.424	27.417	50.874	+25.033
16	114 Formini Piernatale .	11	23.381	27.176	50.739	+25.343
17	158 Trovato Luciano .	18	23.472	27.356	50.927	+25.524
18	90 Grajkowski Rafal .	2	23.419	27.384	50.962	+27.086
19	53 Gomez Sandra .	21	23.386	27.339	50.773	+27.426
THEORETICAL BEST LAP			23.134	26.946	50.080	

TRACK RECORDS

TOP DNIA			TOP TYGODNIA			TOP MIESIĄCA			TOP KONFIGURACJI			TOP KOBIEŃ		
#	Driver	Lap	#	Driver	Lap	#	Driver	Lap	#	Driver	Lap	#	Driver	Lap
1	79 Lohse Andre .	50.156	1	Romano Franssen .	49.511	1	Romano Franssen .	49.511	1	Romano Franssen .	49.511	1	PALECZKA E.	52.523
2	104 Klek Jakub .	50.230	2	Jakub Klęk .	49.527	2	Jakub Klęk .	49.527	2	Jakub Klęk .	49.527	2	MOTZ M.	54.835
3	100 Haarbosch Rico .	50.274	3	Jakub Olechowski .	49.614	3	Jakub Olechowski .	49.614	3	Jakub Olechowski .	49.614	3	VERSCHOOR T.	55.332
4	137 puyato opnithi .	50.284	4	Mateusz Bartsch .	49.619	4	Mateusz Bartsch .	49.619	4	Mateusz Bartsch .	49.619	4	PRUCNAL K.	55.502
5	125 Kahlert Daniel .	50.301	5	Erik Berggren .	49.762	5	Erik Berggren .	49.762	5	Erik Berggren .	49.762	5	PRUCNAL K.	55.704
6	101 Papke Sebastian .	50.324	6	Dawid Chart .	49.798	6	Dawid Chart .	49.798	6	Dawid Chart .	49.798	6	PILAT K.	55.739
7	29 Neefs Peter .	50.335	7	Wojciech Stefaniuk .	49.807	7	Wojciech Stefaniuk .	49.807	7	Wojciech Stefaniuk .	49.807	7	--	00.000
8	198 Pel Artur .	50.335	8	Lorenzo Stolk .	49.818	8	Lorenzo Stolk .	49.818	8	Lorenzo Stolk .	49.818	8	--	00.000
9	94 Siese Maxi .	50.337	9	Gaal Andras .	49.831	9	Gaal Andras .	49.831	9	Gaal Andras .	49.831	9	--	00.000
10	99 Baccelleri Giovanni .	50.361	10	Lars-Ole Jenss .	49.852	10	Lars-Ole Jenss .	49.852	10	Lars-Ole Jenss .	49.852	10	--	00.000

Position **15** Kart **30 Liedl Marcel** Best Lap **Kart 26 50.874** Date **26-07-2018**

YOUR LAPS



YOUR RESULTS

Lap	S1	S2	Lap time
1	30.194	29.290	59.484
2	24.151	27.873	52.024
3	23.887	27.604	51.491
4	23.663	27.746	51.409
5	23.701	27.588	51.289
6	23.591	27.614	51.205
7	23.757	28.115	51.872
8	23.946	27.657	51.603
9	23.669	27.784	51.453
10	23.596	27.616	51.212
11	23.552	27.563	51.115
12	23.547	27.688	51.235
13	23.613	27.486	51.099
14	23.607	27.558	51.165
15	23.575	27.540	51.115
16	23.488	27.578	51.066
17	23.424	27.450	50.874
18	23.511	27.903	51.414
19	24.041	27.445	51.486
20	23.487	27.417	50.904
21	23.499	27.453	50.952
22	23.435	27.502	50.937
23	23.585	27.845	51.430
24	37.804	27.704	01:05.508
25	23.600	27.795	51.395
IDEAL	23.424	27.417	50.841

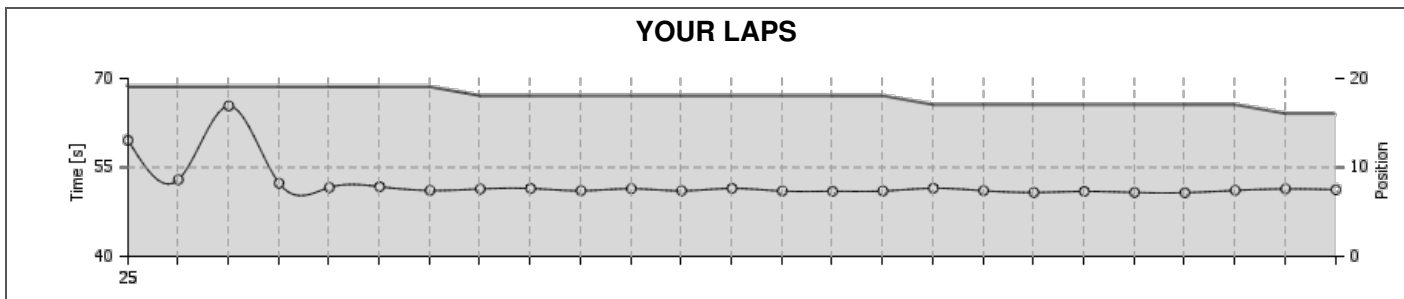
YOUR COMPETITORS

Pos	Driver	Kart	Best S1	Best S2	Best Lap	Gap
1	143 Kolodziej Pawel .	1	23.134	27.020	50.248	+00.000
2	95 Verhoeven Christophe .	14	23.254	26.995	50.335	+01.458
3	66 Holler Dennis .	15	23.258	26.946	50.204	+01.734
4	79 Lohse Andre .	13	23.274	26.984	50.278	+01.963
5	191 van Dijk Thom .	12	23.305	27.037	50.380	+05.576
6	101 Papke Sebastian .	16	23.252	27.008	50.327	+05.871
7	19 Ryndzionek Michal .	25	23.323	27.087	50.410	+09.717
8	87 Kapala Grzegorz .	4	23.311	27.321	50.724	+15.242
9	171 Dijkgraaf Mike .	24	23.445	27.286	50.819	+21.376
10	9 D Hondt Anne .	20	23.489	27.226	50.774	+22.799
11	94 Siese Maxi .	3	23.423	27.156	50.606	+23.201
12	126 Grabowski Piotr .	10	23.494	27.198	50.887	+23.697
13	64 Gorlo Kamil .	17	23.458	27.321	50.936	+23.974
14	16 Buszta Pawel .	9	23.520	27.340	50.956	+24.319
15	30 Liedl Marcel .	26	23.424	27.417	50.874	+25.033
16	114 Formini Piernatale .	11	23.381	27.176	50.739	+25.343
17	158 Trovato Luciano .	18	23.472	27.356	50.927	+25.524
18	90 Grajkowski Rafal .	2	23.419	27.384	50.962	+27.086
19	53 Gomez Sandra .	21	23.386	27.339	50.773	+27.426
THEORETICAL BEST LAP			23.134	26.946	50.080	

TRACK RECORDS

TOP DNIA			TOP TYGODNIA			TOP MIESIĄCA			TOP KONFIGURACJI			TOP KOBIEŃ		
#	Driver	Lap	#	Driver	Lap	#	Driver	Lap	#	Driver	Lap	#	Driver	Lap
1	79 Lohse Andre .	50.156	1	Romano Franssen .	49.511	1	Romano Franssen .	49.511	1	Romano Franssen .	49.511	1	PALECZKA E.	52.523
2	104 Klek Jakub .	50.230	2	Jakub Klęk .	49.527	2	Jakub Klęk .	49.527	2	Jakub Klęk .	49.527	2	MOTZ M.	54.835
3	100 Haarbosch Rico .	50.274	3	Jakub Olechowski .	49.614	3	Jakub Olechowski .	49.614	3	Jakub Olechowski .	49.614	3	VERSCHOOR T.	55.332
4	137 puyato opnithi .	50.284	4	Mateusz Bartsch .	49.619	4	Mateusz Bartsch .	49.619	4	Mateusz Bartsch .	49.619	4	PRUCNAL K.	55.502
5	125 Kahlert Daniel .	50.301	5	Erik Berggren .	49.762	5	Erik Berggren .	49.762	5	Erik Berggren .	49.762	5	PRUCNAL K.	55.704
6	101 Papke Sebastian .	50.324	6	Dawid Chart .	49.798	6	Dawid Chart .	49.798	6	Dawid Chart .	49.798	6	PILAT K.	55.739
7	29 Neefs Peter .	50.335	7	Wojciech Stefaniuk .	49.807	7	Wojciech Stefaniuk .	49.807	7	Wojciech Stefaniuk .	49.807	7	--	00.000
8	198 Pel Artur .	50.335	8	Lorenzo Stolk .	49.818	8	Lorenzo Stolk .	49.818	8	Lorenzo Stolk .	49.818	8	--	00.000
9	94 Siese Maxi .	50.337	9	Gaal Andras .	49.831	9	Gaal Andras .	49.831	9	Gaal Andras .	49.831	9	--	00.000
10	99 Baccelleri Giovanni .	50.361	10	Lars-Ole Jenss .	49.852	10	Lars-Ole Jenss .	49.852	10	Lars-Ole Jenss .	49.852	10	--	00.000

Position	Kart	Best Lap	Date
16	Kart 11	50.739	26-07-2018
114 Formini Piernatale			



YOUR RESULTS

Lap	S1	S2	Lap time
1	30.455	29.129	59.584
2	24.398	28.523	52.921
3	37.483	27.884	01:05.367
4	24.077	28.260	52.337
5	23.711	27.900	51.611
6	23.662	28.084	51.746
7	23.577	27.534	51.111
8	23.581	27.785	51.366
9	23.811	27.639	51.450
10	23.538	27.531	51.069
11	23.813	27.595	51.408
12	23.467	27.592	51.059
13	23.931	27.532	51.463
14	23.539	27.476	51.015
15	23.553	27.427	50.980
16	23.381	27.641	51.022
17	24.037	27.450	51.487
18	23.589	27.482	51.071
19	23.597	27.176	50.773
20	23.454	27.501	50.955
21	23.477	27.294	50.771
22	23.500	27.239	50.739
23	23.509	27.611	51.120
24	23.891	27.479	51.370
25	23.488	27.764	51.252
IDEAL	23.381	27.176	50.557

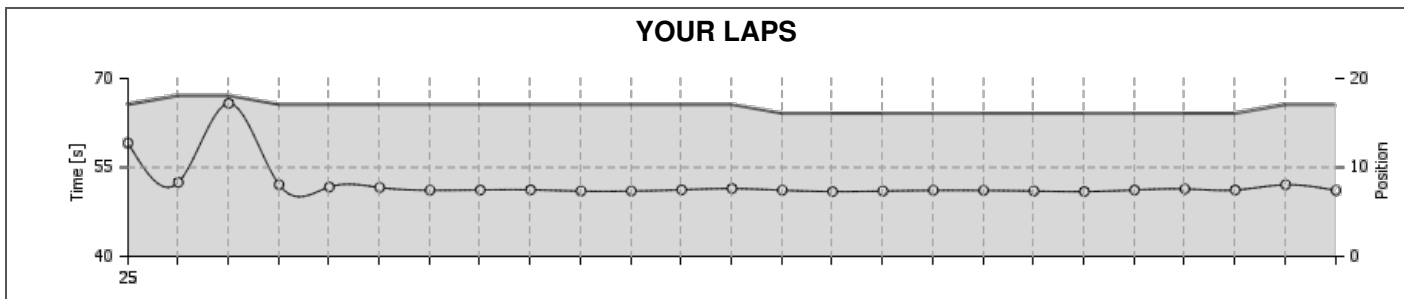
YOUR COMPETITORS

Pos	Driver	Kart	Best S1	Best S2	Best Lap	Gap
1	143 Kolodziej Pawel .	1	23.134	27.020	50.248	+00.000
2	95 Verhoeven Christophe .	14	23.254	26.995	50.335	+01.458
3	66 Holler Dennis .	15	23.258	26.946	50.204	+01.734
4	79 Lohse Andre .	13	23.274	26.984	50.278	+01.963
5	191 van Dijk Thom .	12	23.305	27.037	50.380	+05.576
6	101 Papke Sebastian .	16	23.252	27.008	50.327	+05.871
7	19 Ryndzionek Michal .	25	23.323	27.087	50.410	+09.717
8	87 Kapala Grzegorz .	4	23.311	27.321	50.724	+15.242
9	171 Dijkgraaf Mike .	24	23.445	27.286	50.819	+21.376
10	9 D Hondt Anne .	20	23.489	27.226	50.774	+22.799
11	94 Siese Maxi .	3	23.423	27.156	50.606	+23.201
12	126 Grabowski Piotr .	10	23.494	27.198	50.887	+23.697
13	64 Gorlo Kamil .	17	23.458	27.321	50.936	+23.974
14	16 Buszta Pawel .	9	23.520	27.340	50.956	+24.319
15	30 Liedl Marcel .	26	23.424	27.417	50.874	+25.033
16	114 Formini Piernatale .	11	23.381	27.176	50.739	+25.343
17	158 Trovato Luciano .	18	23.472	27.356	50.927	+25.524
18	90 Grajkowski Rafal .	2	23.419	27.384	50.962	+27.086
19	53 Gomez Sandra .	21	23.386	27.339	50.773	+27.426
THEORETICAL BEST LAP			23.134	26.946	50.080	

TRACK RECORDS

TOP DNIA			TOP TYGODNIA			TOP MIESIĄCA			TOP KONFIGURACJI			TOP KOBIEC		
#	Driver	Lap	#	Driver	Lap	#	Driver	Lap	#	Driver	Lap	#	Driver	Lap
1	79 Lohse Andre .	50.156	1	Romano Franssen .	49.511	1	Romano Franssen .	49.511	1	PALECZKA E.	52.523	1	PALECZKA E.	52.523
2	104 Klek Jakub .	50.230	2	Jakub Klęk .	49.527	2	Jakub Klęk .	49.527	2	Jakub Klęk .	49.527	2	MOTZ M.	54.835
3	100 Haarbosch Rico .	50.274	3	Jakub Olechowski .	49.614	3	Jakub Olechowski .	49.614	3	Jakub Olechowski .	49.614	3	VERSCHOOR T.	55.332
4	137 puyato oprnithi .	50.284	4	Mateusz Bartsch .	49.619	4	Mateusz Bartsch .	49.619	4	Mateusz Bartsch .	49.619	4	PRUCNAL K.	55.502
5	125 Kahlert Daniel .	50.301	5	Erik Berggren .	49.762	5	Erik Berggren .	49.762	5	Erik Berggren .	49.762	5	PRUCNAL K.	55.704
6	101 Papke Sebastian .	50.324	6	Dawid Chart .	49.798	6	Dawid Chart .	49.798	6	Dawid Chart .	49.798	6	PILAT K.	55.739
7	29 Neefs Peter .	50.335	7	Wojciech Stefaniuk .	49.807	7	Wojciech Stefaniuk .	49.807	7	Wojciech Stefaniuk .	49.807	7	---	00.000
8	198 Pel Artur .	50.335	8	Lorenzo Stolk .	49.818	8	Lorenzo Stolk .	49.818	8	Lorenzo Stolk .	49.818	8	---	00.000
9	94 Siese Maxi .	50.337	9	Gaal Andras .	49.831	9	Gaal Andras .	49.831	9	Gaal Andras .	49.831	9	---	00.000
10	99 Baccelleri Giovanni .	50.361	10	Lars-Ole Jenss .	49.852	10	Lars-Ole Jenss .	49.852	10	Lars-Ole Jenss .	49.852	10	---	00.000

Position	Kart	Best Lap	Date
17	158 Trovato Luciano	Kart 18	50.927
			26-07-2018



YOUR RESULTS

Lap	S1	S2	Lap time
1	29.944	29.167	59.111
2	24.071	28.395	52.466
3	38.140	27.664	01:05.804
4	24.153	27.936	52.089
5	23.727	27.974	51.701
6	23.764	27.844	51.608
7	23.724	27.426	51.150
8	23.577	27.625	51.202
9	23.699	27.522	51.221
10	23.648	27.356	51.004
11	23.520	27.487	51.007
12	23.634	27.591	51.225
13	23.542	27.884	51.426
14	23.540	27.610	51.150
15	23.495	27.439	50.934
16	23.577	27.435	51.012
17	23.626	27.501	51.127
18	23.527	27.588	51.115
19	23.594	27.421	51.015
20	23.539	27.388	50.927
21	23.544	27.647	51.191
22	23.581	27.787	51.368
23	23.544	27.643	51.187
24	24.565	27.506	52.071
25	23.472	27.645	51.117
IDEAL	23.472	27.356	50.828

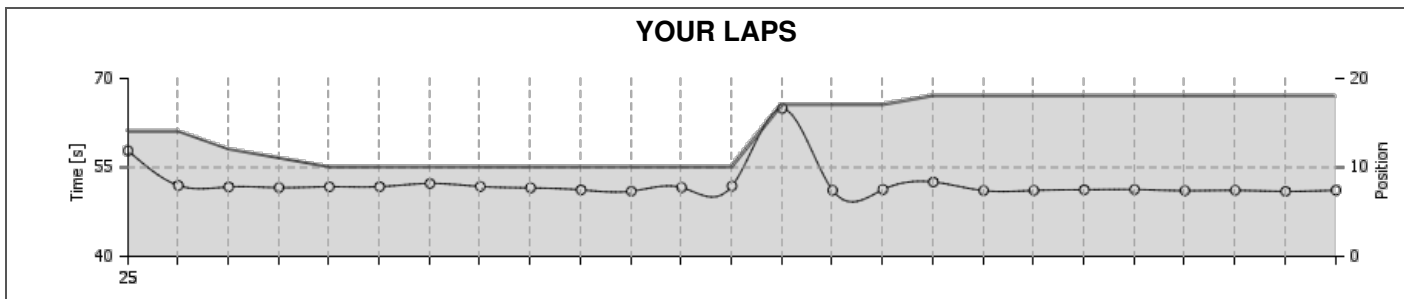
YOUR COMPETITORS

Pos	Driver	Kart	Best S1	Best S2	Best Lap	Gap
1	143 Kolodziej Pawel .	1	23.134	27.020	50.248	+00.000
2	95 Verhoeven Christophe .	14	23.254	26.995	50.335	+01.458
3	66 Holler Dennis .	15	23.258	26.946	50.204	+01.734
4	79 Lohse Andre .	13	23.274	26.984	50.278	+01.963
5	191 van Dijk Thom .	12	23.305	27.037	50.380	+05.576
6	101 Papke Sebastian .	16	23.252	27.008	50.327	+05.871
7	19 Ryndzionek Michal .	25	23.323	27.087	50.410	+09.717
8	87 Kapala Grzegorz .	4	23.311	27.321	50.724	+15.242
9	171 Dijkgraaf Mike .	24	23.445	27.286	50.819	+21.376
10	9 D Hondt Anne .	20	23.489	27.226	50.774	+22.799
11	94 Siese Maxi .	3	23.423	27.156	50.606	+23.201
12	126 Grabowski Piotr .	10	23.494	27.198	50.887	+23.697
13	64 Gorlo Kamil .	17	23.458	27.321	50.936	+23.974
14	16 Buszta Pawel .	9	23.520	27.340	50.956	+24.319
15	30 Liedl Marcel .	26	23.424	27.417	50.874	+25.033
16	114 Formini Piernatale .	11	23.381	27.176	50.739	+25.343
17	158 Trovato Luciano .	18	23.472	27.356	50.927	+25.524
18	90 Grajkowski Rafal .	2	23.419	27.384	50.962	+27.086
19	53 Gomez Sandra .	21	23.386	27.339	50.773	+27.426
THEORETICAL BEST LAP			23.134	26.946	50.080	

TRACK RECORDS

TOP DNIA			TOP TYGODNIA			TOP MIESIĄCA			TOP KONFIGURACJI			TOP KOBIEŃ		
#	Driver	Lap	#	Driver	Lap	#	Driver	Lap	#	Driver	Lap	#	Driver	Lap
1	79 Lohse Andre .	50.156	1	Romano Franssen .	49.511	1	Romano Franssen .	49.511	1	PALECZKA E.	52.523	1	PALECZKA E.	52.523
2	104 Klek Jakub .	50.230	2	Jakub Klęk .	49.527	2	Jakub Klęk .	49.527	2	Jakub Klęk .	49.527	2	MOTZ M.	54.835
3	100 Haarbosch Rico .	50.274	3	Jakub Olechowski .	49.614	3	Jakub Olechowski .	49.614	3	Jakub Olechowski .	49.614	3	VERSCHOOR T.	55.332
4	137 puyato oprnithi .	50.284	4	Mateusz Bartsch .	49.619	4	Mateusz Bartsch .	49.619	4	Mateusz Bartsch .	49.619	4	PRUCNAL K.	55.502
5	125 Kahlert Daniel .	50.301	5	Erik Berggren .	49.762	5	Erik Berggren .	49.762	5	Erik Berggren .	49.762	5	PRUCNAL K.	55.704
6	101 Papke Sebastian .	50.324	6	Dawid Chart .	49.798	6	Dawid Chart .	49.798	6	Dawid Chart .	49.798	6	PILAT K.	55.739
7	29 Neefs Peter .	50.335	7	Wojciech Stefaniuk .	49.807	7	Wojciech Stefaniuk .	49.807	7	Wojciech Stefaniuk .	49.807	7	---	00.000
8	198 Pel Artur .	50.335	8	Lorenzo Stolk .	49.818	8	Lorenzo Stolk .	49.818	8	Lorenzo Stolk .	49.818	8	---	00.000
9	94 Siese Maxi .	50.337	9	Gaal Andras .	49.831	9	Gaal Andras .	49.831	9	Gaal Andras .	49.831	9	---	00.000
10	99 Baccelleri Giovanni .	50.361	10	Lars-Ole Jenss .	49.852	10	Lars-Ole Jenss .	49.852	10	Lars-Ole Jenss .	49.852	10	---	00.000

Position	Kart	Best Lap	Date
18	90 Grajkowski Rafal	Kart 2	50.962
			26-07-2018



YOUR RESULTS

Lap	S1	S2	Lap time
1	28.998	28.821	57.819
2	23.981	27.966	51.947
3	23.802	27.911	51.713
4	23.777	27.814	51.591
5	23.769	27.972	51.741
6	23.841	27.910	51.751
7	23.768	28.529	52.297
8	24.111	27.675	51.786
9	23.856	27.690	51.546
10	23.680	27.532	51.212
11	23.604	27.384	50.988
12	23.831	27.782	51.613
13	23.839	28.011	51.850
14	37.358	27.587	01:04.945
15	23.601	27.537	51.138
16	23.630	27.637	51.267
17	24.650	27.892	52.542
18	23.658	27.434	51.092
19	23.698	27.420	51.118
20	23.557	27.677	51.234
21	23.558	27.708	51.266
22	23.419	27.663	51.082
23	23.533	27.601	51.134
24	23.550	27.412	50.962
25	23.506	27.650	51.156
IDEAL	23.419	27.384	50.803

YOUR COMPETITORS

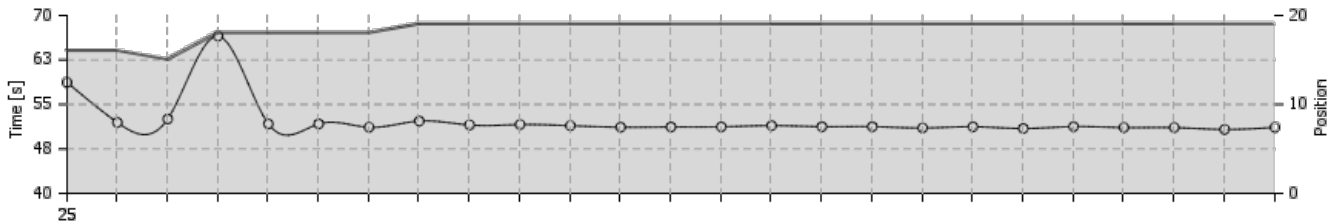
Pos	Driver	Kart	Best S1	Best S2	Best Lap	Gap
1	143 Kolodziej Pawel .	1	23.134	27.020	50.248	+00.000
2	95 Verhoeven Christophe .	14	23.254	26.995	50.335	+01.458
3	66 Holler Dennis .	15	23.258	26.946	50.204	+01.734
4	79 Lohse Andre .	13	23.274	26.984	50.278	+01.963
5	191 van Dijk Thom .	12	23.305	27.037	50.380	+05.576
6	101 Papke Sebastian .	16	23.252	27.008	50.327	+05.871
7	19 Ryndzionek Michal .	25	23.323	27.087	50.410	+09.717
8	87 Kapala Grzegorz .	4	23.311	27.321	50.724	+15.242
9	171 Dijkgraaf Mike .	24	23.445	27.286	50.819	+21.376
10	9 D Hondt Anne .	20	23.489	27.226	50.774	+22.799
11	94 Siese Maxi .	3	23.423	27.156	50.606	+23.201
12	126 Grabowski Piotr .	10	23.494	27.198	50.887	+23.697
13	64 Gorlo Kamil .	17	23.458	27.321	50.936	+23.974
14	16 Buszta Pawel .	9	23.520	27.340	50.956	+24.319
15	30 Liedl Marcel .	26	23.424	27.417	50.874	+25.033
16	114 Formini Piernatale .	11	23.381	27.176	50.739	+25.343
17	158 Trovato Luciano .	18	23.472	27.356	50.927	+25.524
18	90 Grajkowski Rafal .	2	23.419	27.384	50.962	+27.086
19	53 Gomez Sandra .	21	23.386	27.339	50.773	+27.426
THEORETICAL BEST LAP			23.134	26.946	50.080	

TRACK RECORDS

TOP DNIA			TOP TYGODNIA			TOP MIESIĄCA			TOP KONFIGURACJI			TOP KOBIET		
#	Driver	Lap	#	Driver	Lap	#	Driver	Lap	#	Driver	Lap	#	Driver	Lap
1	79 Lohse Andre .	50.156	1	Romano Franssen .	49.511	1	Romano Franssen .	49.511	1	PALECZKA E.	52.523	1	PALECZKA E.	52.523
2	104 Klek Jakub .	50.230	2	Jakub Klęk .	49.527	2	Jakub Klęk .	49.527	2	Jakub Klęk .	49.527	2	MOTZ M.	54.835
3	100 Haarbosch Rico .	50.274	3	Jakub Olechowski .	49.614	3	Jakub Olechowski .	49.614	3	Jakub Olechowski .	49.614	3	VERSCHOOR T.	55.332
4	137 puyato oprnithi .	50.284	4	Mateusz Bartsch .	49.619	4	Mateusz Bartsch .	49.619	4	Mateusz Bartsch .	49.619	4	PRUCNAL K.	55.502
5	125 Kahlert Daniel .	50.301	5	Erik Berggren .	49.762	5	Erik Berggren .	49.762	5	Erik Berggren .	49.762	5	PRUCNAL K.	55.704
6	101 Papke Sebastian .	50.324	6	Dawid Chart .	49.798	6	Dawid Chart .	49.798	6	Dawid Chart .	49.798	6	PILAT K.	55.739
7	29 Neefs Peter .	50.335	7	Wojciech Stefaniuk .	49.807	7	Wojciech Stefaniuk .	49.807	7	Wojciech Stefaniuk .	49.807	7	---	00.000
8	198 Pel Artur .	50.335	8	Lorenzo Stolk .	49.818	8	Lorenzo Stolk .	49.818	8	Lorenzo Stolk .	49.818	8	---	00.000
9	94 Siese Maxi .	50.337	9	Gaal Andras .	49.831	9	Gaal Andras .	49.831	9	Gaal Andras .	49.831	9	---	00.000
10	99 Baccelleri Giovanni .	50.361	10	Lars-Ole Jenss .	49.852	10	Lars-Ole Jenss .	49.852	10	Lars-Ole Jenss .	49.852	10	---	00.000

Position **19** Kart **53 Gomez Sandra** Best Lap **Kart 21** **50.773** Date **26-07-2018**

YOUR LAPS



YOUR RESULTS

Lap	S1	S2	Lap time
1	29.587	29.128	58.715
2	24.125	27.826	51.951
3	23.900	28.642	52.542
4	38.590	27.950	01:06.540
5	23.757	27.961	51.718
6	23.703	28.011	51.714
7	23.578	27.564	51.142
8	23.573	28.626	52.199
9	23.931	27.596	51.527
10	23.828	27.772	51.600
11	23.617	27.795	51.412
12	23.565	27.594	51.159
13	23.641	27.551	51.192
14	23.569	27.654	51.223
15	23.653	27.774	51.427
16	23.596	27.652	51.248
17	23.606	27.645	51.251
18	23.511	27.520	51.031
19	23.522	27.717	51.239
20	23.525	27.418	50.943
21	23.504	27.757	51.261
22	23.511	27.590	51.101
23	23.602	27.487	51.089
24	23.434	27.339	50.773
25	23.386	27.747	51.133
IDEAL	23.386	27.339	50.725

YOUR COMPETITORS

Pos	Driver	Kart	Best S1	Best S2	Best Lap	Gap
1	143 Kolodziej Pawel .	1	23.134	27.020	50.248	+00.000
2	95 Verhoeven Christophe .	14	23.254	26.995	50.335	+01.458
3	66 Holler Dennis .	15	23.258	26.946	50.204	+01.734
4	79 Lohse Andre .	13	23.274	26.984	50.278	+01.963
5	191 van Dijk Thom .	12	23.305	27.037	50.380	+05.576
6	101 Papke Sebastian .	16	23.252	27.008	50.327	+05.871
7	19 Ryndzionek Michal .	25	23.323	27.087	50.410	+09.717
8	87 Kapala Grzegorz .	4	23.311	27.321	50.724	+15.242
9	171 Dijkgraaf Mike .	24	23.445	27.286	50.819	+21.376
10	9 D Hondt Anne .	20	23.489	27.226	50.774	+22.799
11	94 Siese Maxi .	3	23.423	27.156	50.606	+23.201
12	126 Grabowski Piotr .	10	23.494	27.198	50.887	+23.697
13	64 Gorlo Kamil .	17	23.458	27.321	50.936	+23.974
14	16 Buszta Pawel .	9	23.520	27.340	50.956	+24.319
15	30 Liedl Marcel .	26	23.424	27.417	50.874	+25.033
16	114 Formini Piernatale .	11	23.381	27.176	50.739	+25.343
17	158 Trovato Luciano .	18	23.472	27.356	50.927	+25.524
18	90 Grajkowski Rafal .	2	23.419	27.384	50.962	+27.086
19	53 Gomez Sandra .	21	23.386	27.339	50.773	+27.426
THEORETICAL BEST LAP			23.134	26.946	50.080	

TRACK RECORDS

TOP DNIA			TOP TYGODNIA			TOP MIESIĄCA			TOP KONFIGURACJI			TOP KOBIET		
#	Driver	Lap	#	Driver	Lap	#	Driver	Lap	#	Driver	Lap	#	Driver	Lap
1	79 Lohse Andre .	50.156	1	Romano Franssen .	49.511	1	Romano Franssen .	49.511	1	Romano Franssen .	49.511	1	PALECZKA E.	52.523
2	104 Klek Jakub .	50.230	2	Jakub Klęk .	49.527	2	Jakub Klęk .	49.527	2	Jakub Klęk .	49.527	2	MOTZ M.	54.835
3	100 Haarbosch Rico .	50.274	3	Jakub Olechowski .	49.614	3	Jakub Olechowski .	49.614	3	Jakub Olechowski .	49.614	3	VERSCHOOR T.	55.332
4	137 puyato opnithi .	50.284	4	Mateusz Bartsch .	49.619	4	Mateusz Bartsch .	49.619	4	Mateusz Bartsch .	49.619	4	PRUCNAL K.	55.502
5	125 Kahlert Daniel .	50.301	5	Erik Berggren .	49.762	5	Erik Berggren .	49.762	5	Erik Berggren .	49.762	5	PRUCNAL K.	55.704
6	101 Papke Sebastian .	50.324	6	Dawid Chart .	49.798	6	Dawid Chart .	49.798	6	Dawid Chart .	49.798	6	PILAT K.	55.739
7	29 Neefs Peter .	50.335	7	Wojciech Stefaniuk .	49.807	7	Wojciech Stefaniuk .	49.807	7	Wojciech Stefaniuk .	49.807	7	--	00.000
8	198 Pel Artur .	50.335	8	Lorenzo Stolk .	49.818	8	Lorenzo Stolk .	49.818	8	Lorenzo Stolk .	49.818	8	--	00.000
9	94 Siese Maxi .	50.337	9	Gaal Andras .	49.831	9	Gaal Andras .	49.831	9	Gaal Andras .	49.831	9	--	00.000
10	99 Baccelleri Giovanni .	50.361	10	Lars-Ole Jenss .	49.852	10	Lars-Ole Jenss .	49.852	10	Lars-Ole Jenss .	49.852	10	--	00.000