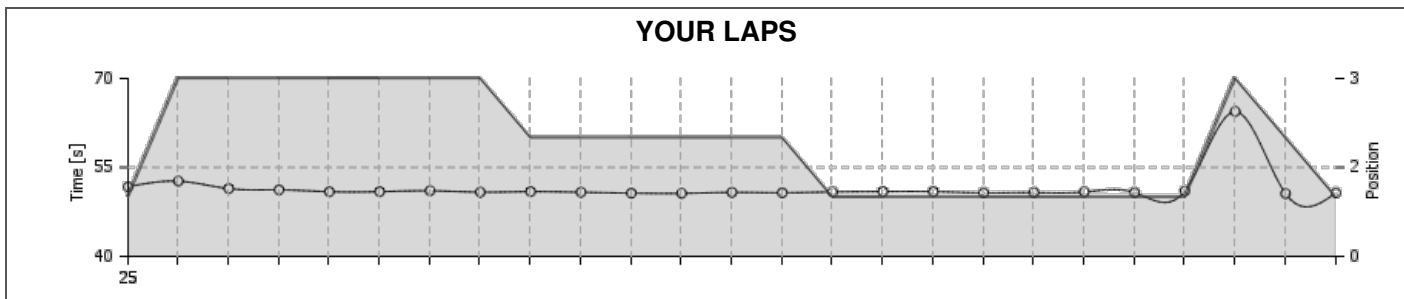


Position	Kart	Best Lap	Date
1	23 Grooten Mathias	Kart 10	50.577
			26-07-2018



YOUR RESULTS

Lap	S1	S2	Lap time
1	23.953	27.789	51.742
2	23.881	28.801	52.682
3	23.798	27.626	51.424
4	23.764	27.457	51.221
5	23.501	27.403	50.904
6	23.588	27.323	50.911
7	23.636	27.427	51.063
8	23.460	27.369	50.829
9	23.589	27.331	50.920
10	23.450	27.359	50.809
11	23.417	27.249	50.666
12	23.414	27.212	50.626
13	23.435	27.350	50.785
14	23.389	27.340	50.729
15	23.376	27.483	50.859
16	23.631	27.288	50.919
17	23.528	27.383	50.911
18	23.428	27.298	50.726
19	23.485	27.277	50.762
20	23.555	27.309	50.864
21	23.569	27.194	50.763
22	23.435	27.598	51.033
23	37.221	27.214	01:04.435
24	23.348	27.229	50.577
25	23.417	27.300	50.717
IDEAL	23.348	27.194	50.542

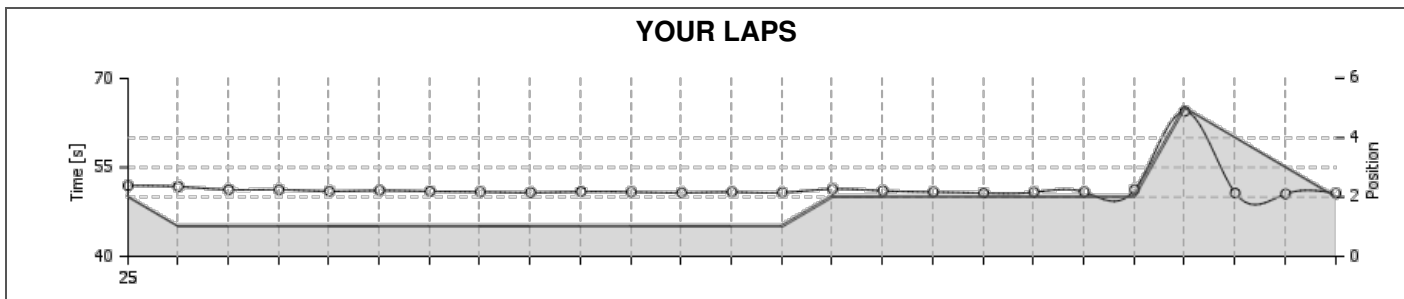
YOUR COMPETITORS

Pos	Driver	Kart	Best S1	Best S2	Best Lap	Gap
1	23 Grooten Mathias .	10	23.348	27.194	50.577	+00.000
2	12 Berggren Erik .	4	23.263	27.106	50.527	+00.232
3	195 Lencses Balint .	26	23.229	27.197	50.471	+00.971
4	63 Gelten Bram .	17	23.480	27.257	50.859	+06.330
5	93 Chart Dawid .	18	23.452	27.268	50.775	+06.655
6	189 Cagas Tomas .	16	23.509	27.266	50.882	+08.644
7	8 Haglestein Thomas .	22	23.414	27.266	50.743	+09.188
8	123 Hollink Emile .	20	23.436	27.421	51.004	+10.157
9	65 Hanhardt Martin .	11	23.526	27.380	50.984	+12.033
10	34 Sparholt Carsten .	14	23.509	27.439	50.960	+14.262
11	145 Jeczen Konrad .	12	23.406	27.344	50.849	+14.486
12	126 Grabowski Piotr .	24	23.461	27.450	51.052	+19.043
13	44 Hojczyk Dawid .	9	23.684	27.540	51.268	+21.462
14	177 Tomza Mariusz .	2	23.558	27.578	51.327	+25.663
15	173 Volanek Michal .	15	23.451	27.610	51.061	+25.967
16	117 Andrearczyk Krystian .	13	23.546	27.676	51.363	+29.409
17	56 Kraak Johnny .	21	23.712	27.818	51.618	+32.890
18	142 Balneger Nadia .	7	23.867	27.786	51.807	+37.810
19	3 Sartori Marcelo .	3	23.860	28.069	51.929	+1 LAP
THEORETICAL BEST LAP			23.229	27.106	50.335	

TRACK RECORDS

TOP DNIA			TOP TYGODNIA			TOP MIESIĄCA			TOP KONFIGURACJI			TOP KOBIEŃ		
#	Driver	Lap	#	Driver	Lap	#	Driver	Lap	#	Driver	Lap	#	Driver	Lap
1	79 Lohse Andre .	50.156	1	Romano Franssen .	49.511	1	Romano Franssen .	49.511	1	Romano Franssen .	49.511	1	PALECZKA E.	52.523
2	104 Klek Jakub .	50.230	2	Jakub Klęk .	49.527	2	Jakub Klęk .	49.527	2	Jakub Klęk .	49.527	2	MOTZ M.	54.835
3	100 Haarbosch Rico .	50.274	3	Jakub Olechowski .	49.614	3	Jakub Olechowski .	49.614	3	Jakub Olechowski .	49.614	3	VERSCHOOR T.	55.332
4	137 puyato opnithi .	50.284	4	Mateusz Bartsch .	49.619	4	Mateusz Bartsch .	49.619	4	Mateusz Bartsch .	49.619	4	PRUCNAL K.	55.502
5	125 Kahlert Daniel .	50.301	5	Erik Berggren .	49.762	5	Erik Berggren .	49.762	5	Erik Berggren .	49.762	5	PRUCNAL K.	55.704
6	101 Papke Sebastian .	50.324	6	Dawid Chart .	49.798	6	Dawid Chart .	49.798	6	Dawid Chart .	49.798	6	PILAT K.	55.739
7	29 Neefs Peter .	50.335	7	Wojciech Stefaniuk .	49.807	7	Wojciech Stefaniuk .	49.807	7	Wojciech Stefaniuk .	49.807	7	--	00.000
8	198 Pel Artur .	50.335	8	Lorenzo Stolk .	49.818	8	Lorenzo Stolk .	49.818	8	Lorenzo Stolk .	49.818	8	--	00.000
9	94 Siese Maxi .	50.337	9	Gaal Andras .	49.831	9	Gaal Andras .	49.831	9	Gaal Andras .	49.831	9	--	00.000
10	99 Baccelleri Giovanni .	50.361	10	Lars-Ole Jenss .	49.852	10	Lars-Ole Jenss .	49.852	10	Lars-Ole Jenss .	49.852	10	--	00.000

Position	Kart	Best Lap	Date
2	12 Berggren Erik	50.527	26-07-2018



YOUR RESULTS

Lap	S1	S2	Lap time
1	24.158	27.772	51.930
2	23.867	27.898	51.765
3	23.745	27.499	51.244
4	23.579	27.661	51.240
5	23.548	27.434	50.982
6	23.566	27.541	51.107
7	23.536	27.423	50.959
8	23.511	27.363	50.874
9	23.442	27.316	50.758
10	23.431	27.472	50.903
11	23.498	27.362	50.860
12	23.472	27.262	50.734
13	23.520	27.321	50.841
14	23.471	27.291	50.762
15	23.418	27.933	51.351
16	23.704	27.348	51.052
17	23.436	27.409	50.845
18	23.438	27.242	50.680
19	23.515	27.295	50.810
20	23.558	27.291	50.849
21	23.607	27.654	51.261
22	37.128	27.352	01:04.480
23	23.564	27.106	50.670
24	23.263	27.264	50.527
25	23.415	27.210	50.625
IDEAL	23.263	27.106	50.369

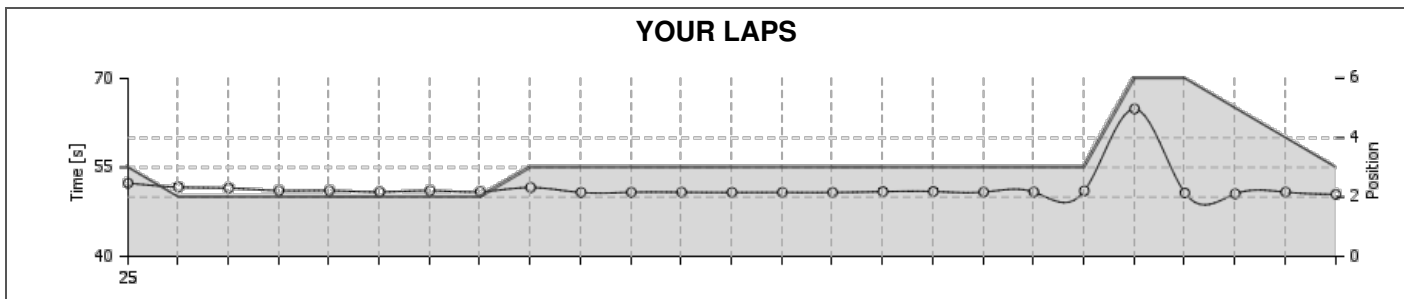
YOUR COMPETITORS

Pos	Driver	Kart	Best S1	Best S2	Best Lap	Gap
1	23 Grooten Mathias .	10	23.348	27.194	50.577	+00.000
2	12 Berggren Erik .	4	23.263	27.106	50.527	+00.232
3	195 Lencses Balint .	26	23.229	27.197	50.471	+00.971
4	63 Gelten Bram .	17	23.480	27.257	50.859	+06.330
5	93 Chart Dawid .	18	23.452	27.268	50.775	+06.655
6	189 Cagas Tomas .	16	23.509	27.266	50.882	+08.644
7	8 Haglestein Thomas .	22	23.414	27.266	50.743	+09.188
8	123 Hollink Emile .	20	23.436	27.421	51.004	+10.157
9	65 Hanhardt Martin .	11	23.526	27.380	50.984	+12.033
10	34 Sparholt Carsten .	14	23.509	27.439	50.960	+14.262
11	145 Jeczen Konrad .	12	23.406	27.344	50.849	+14.486
12	126 Grabowski Piotr .	24	23.461	27.450	51.052	+19.043
13	44 Hojczyk Dawid .	9	23.684	27.540	51.268	+21.462
14	177 Tomza Mariusz .	2	23.558	27.578	51.327	+25.663
15	173 Volanek Michal .	15	23.451	27.610	51.061	+25.967
16	117 Andrearczyk Krystian .	13	23.546	27.676	51.363	+29.409
17	56 Kraak Johnny .	21	23.712	27.818	51.618	+32.890
18	142 Balneger Nadia .	7	23.867	27.786	51.807	+37.810
19	3 Sartori Marcelo .	3	23.860	28.069	51.929	+1 LAP
THEORETICAL BEST LAP			23.229	27.106	50.335	

TRACK RECORDS

TOP DNIA			TOP TYGODNIA			TOP MIESIĄCA			TOP KONFIGURACJI			TOP KOBIEŃ		
#	Driver	Lap	#	Driver	Lap	#	Driver	Lap	#	Driver	Lap	#	Driver	Lap
1	79 Lohse Andre .	50.156	1	Romano Franssen .	49.511	1	Romano Franssen .	49.511	1	Romano Franssen .	49.511	1	PALECZKA E.	52.523
2	104 Klek Jakub .	50.230	2	Jakub Kłęk .	49.527	2	Jakub Kłęk .	49.527	2	Jakub Kłęk .	49.527	2	MOTZ M.	54.835
3	100 Haarbosch Rico .	50.274	3	Jakub Olechowski .	49.614	3	Jakub Olechowski .	49.614	3	Jakub Olechowski .	49.614	3	VERSCHOOR T.	55.332
4	137 puyato onpithi .	50.284	4	Mateusz Bartsch .	49.619	4	Mateusz Bartsch .	49.619	4	Mateusz Bartsch .	49.619	4	PRUCNAL K.	55.502
5	125 Kahlert Daniel .	50.301	5	Erik Berggren .	49.762	5	Erik Berggren .	49.762	5	Erik Berggren .	49.762	5	PRUCNAL K.	55.704
6	101 Papke Sebastian .	50.324	6	Dawid Chart .	49.798	6	Dawid Chart .	49.798	6	Dawid Chart .	49.798	6	PILAT K.	55.739
7	29 Neefs Peter .	50.335	7	Wojciech Stefaniuk .	49.807	7	Wojciech Stefaniuk .	49.807	7	Wojciech Stefaniuk .	49.807	7	--	00.000
8	198 Pel Artur .	50.335	8	Lorenzo Stolk .	49.818	8	Lorenzo Stolk .	49.818	8	Lorenzo Stolk .	49.818	8	--	00.000
9	94 Siese Maxi .	50.337	9	Gaal Andras .	49.831	9	Gaal Andras .	49.831	9	Gaal Andras .	49.831	9	--	00.000
10	99 Baccelleri Giovanni .	50.361	10	Lars-Ole Jenss .	49.852	10	Lars-Ole Jenss .	49.852	10	Lars-Ole Jenss .	49.852	10	--	00.000

Position	Kart	Best Lap	Date
3	195 Lencses Balint	Kart 26	50.471
			26-07-2018



YOUR RESULTS

Lap	S1	S2	Lap time
1	24.589	27.766	52.355
2	23.790	27.888	51.678
3	23.783	27.728	51.511
4	23.571	27.517	51.088
5	23.560	27.529	51.089
6	23.443	27.401	50.844
7	23.570	27.507	51.077
8	23.433	27.455	50.888
9	24.116	27.492	51.608
10	23.382	27.388	50.770
11	23.385	27.417	50.802
12	23.369	27.440	50.809
13	23.302	27.471	50.773
14	23.309	27.469	50.778
15	23.272	27.503	50.775
16	23.510	27.403	50.913
17	23.391	27.550	50.941
18	23.344	27.493	50.837
19	23.404	27.445	50.849
20	23.297	27.732	51.029
21	37.466	27.418	01:04.884
22	23.302	27.400	50.702
23	23.348	27.197	50.545
24	23.441	27.391	50.832
25	23.229	27.242	50.471
IDEAL	23.229	27.197	50.426

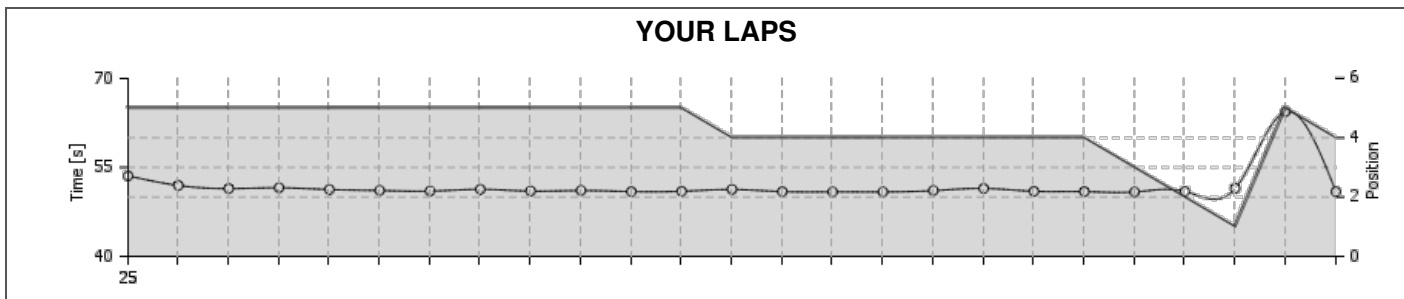
YOUR COMPETITORS

Pos	Driver	Kart	Best S1	Best S2	Best Lap	Gap
1	23 Grooten Mathias .	10	23.348	27.194	50.577	+00.000
2	12 Berggren Erik .	4	23.263	27.106	50.527	+00.232
3	195 Lencses Balint .	26	23.229	27.197	50.471	+00.971
4	63 Gelten Bram .	17	23.480	27.257	50.859	+06.330
5	93 Chart Dawid .	18	23.452	27.268	50.775	+06.655
6	189 Cagas Tomas .	16	23.509	27.266	50.882	+08.644
7	8 Haglestein Thomas .	22	23.414	27.266	50.743	+09.188
8	123 Hollink Emile .	20	23.436	27.421	51.004	+10.157
9	65 Hanhardt Martin .	11	23.526	27.380	50.984	+12.033
10	34 Sparholt Carsten .	14	23.509	27.439	50.960	+14.262
11	145 Jeczen Konrad .	12	23.406	27.344	50.849	+14.486
12	126 Grabowski Piotr .	24	23.461	27.450	51.052	+19.043
13	44 Hojczyk Dawid .	9	23.684	27.540	51.268	+21.462
14	177 Tomza Mariusz .	2	23.558	27.578	51.327	+25.663
15	173 Volanek Michal .	15	23.451	27.610	51.061	+25.967
16	117 Andrearczyk Krystian .	13	23.546	27.676	51.363	+29.409
17	56 Kraak Johnny .	21	23.712	27.818	51.618	+32.890
18	142 Balneger Nadia .	7	23.867	27.786	51.807	+37.810
19	3 Sartori Marcelo .	3	23.860	28.069	51.929	+1 LAP
THEORETICAL BEST LAP			23.229	27.106	50.335	

TRACK RECORDS

TOP DNIA			TOP TYGODNIA			TOP MIESIĄCA			TOP KONFIGURACJI			TOP KOBIEŃ		
#	Driver	Lap	#	Driver	Lap	#	Driver	Lap	#	Driver	Lap	#	Driver	Lap
1	79 Lohse Andre .	50.156	1	Romano Franssen .	49.511	1	Romano Franssen .	49.511	1	Romano Franssen .	49.511	1	PALECZKA E.	52.523
2	104 Klek Jakub .	50.230	2	Jakub Kłęk .	49.527	2	Jakub Kłęk .	49.527	2	Jakub Kłęk .	49.527	2	MOTZ M.	54.835
3	100 Haarbosch Rico .	50.274	3	Jakub Olechowski .	49.614	3	Jakub Olechowski .	49.614	3	Jakub Olechowski .	49.614	3	VERSCHOOR T.	55.332
4	137 puyato onpithi .	50.284	4	Mateusz Bartsch .	49.619	4	Mateusz Bartsch .	49.619	4	Mateusz Bartsch .	49.619	4	PRUCNAL K.	55.502
5	125 Kahlert Daniel .	50.301	5	Erik Berggren .	49.762	5	Erik Berggren .	49.762	5	Erik Berggren .	49.762	5	PRUCNAL K.	55.704
6	101 Papke Sebastian .	50.324	6	Dawid Chart .	49.798	6	Dawid Chart .	49.798	6	Dawid Chart .	49.798	6	PILAT K.	55.739
7	29 Neefs Peter .	50.335	7	Wojciech Stefaniuk .	49.807	7	Wojciech Stefaniuk .	49.807	7	Wojciech Stefaniuk .	49.807	7	--	00.000
8	198 Pel Artur .	50.335	8	Lorenzo Stolk .	49.818	8	Lorenzo Stolk .	49.818	8	Lorenzo Stolk .	49.818	8	--	00.000
9	94 Siese Maxi .	50.337	9	Gaal Andras .	49.831	9	Gaal Andras .	49.831	9	Gaal Andras .	49.831	9	--	00.000
10	99 Baccelleri Giovanni .	50.361	10	Lars-Ole Jenss .	49.852	10	Lars-Ole Jenss .	49.852	10	Lars-Ole Jenss .	49.852	10	--	00.000

Position	Kart	Best Lap	Date
4	63 Gelten Bram	50.859	26-07-2018



YOUR RESULTS

Lap	S1	S2	Lap time
1	25.717	27.866	53.583
2	24.084	27.870	51.954
3	23.823	27.605	51.428
4	23.829	27.734	51.563
5	23.714	27.555	51.269
6	23.629	27.476	51.105
7	23.747	27.257	51.004
8	23.700	27.600	51.300
9	23.596	27.410	51.006
10	23.687	27.414	51.101
11	23.632	27.296	50.928
12	23.599	27.377	50.976
13	23.595	27.682	51.277
14	23.611	27.311	50.922
15	23.541	27.334	50.875
16	23.535	27.329	50.864
17	23.653	27.431	51.084
18	23.681	27.778	51.459
19	23.620	27.354	50.974
20	23.609	27.309	50.918
21	23.480	27.379	50.859
22	23.550	27.406	50.956
23	23.530	27.930	51.460
24	37.055	27.365	01:04.420
25	23.610	27.312	50.922
IDEAL	23.480	27.257	50.737

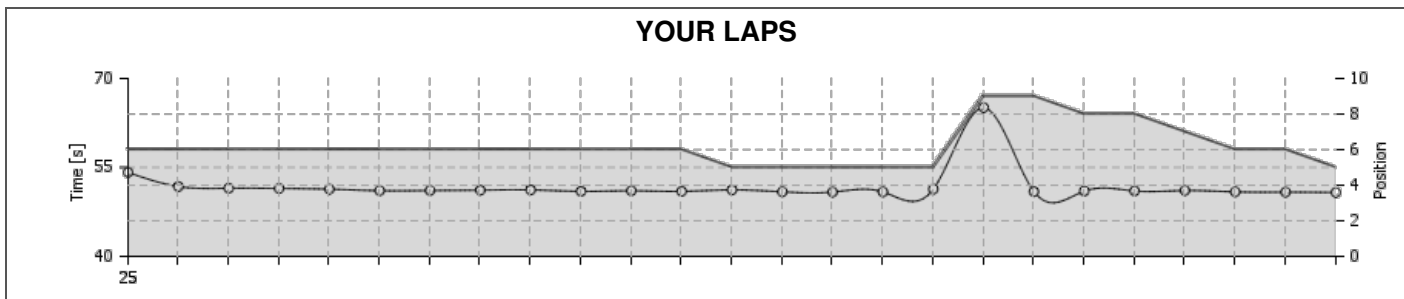
YOUR COMPETITORS

Pos	Driver	Kart	Best S1	Best S2	Best Lap	Gap
1	23 Grooten Mathias .	10	23.348	27.194	50.577	+00.000
2	12 Berggren Erik .	4	23.263	27.106	50.527	+00.232
3	195 Lencses Balint .	26	23.229	27.197	50.471	+00.971
4	63 Gelten Bram .	17	23.480	27.257	50.859	+06.330
5	93 Chart Dawid .	18	23.452	27.268	50.775	+06.655
6	189 Cagas Tomas .	16	23.509	27.266	50.882	+08.644
7	8 Haglestein Thomas .	22	23.414	27.266	50.743	+09.188
8	123 Hollink Emile .	20	23.436	27.421	51.004	+10.157
9	65 Hanhardt Martin .	11	23.526	27.380	50.984	+12.033
10	34 Sparholt Carsten .	14	23.509	27.439	50.960	+14.262
11	145 Jeczen Konrad .	12	23.406	27.344	50.849	+14.486
12	126 Grabowski Piotr .	24	23.461	27.450	51.052	+19.043
13	44 Hojczyk Dawid .	9	23.684	27.540	51.268	+21.462
14	177 Tomza Mariusz .	2	23.558	27.578	51.327	+25.663
15	173 Volanek Michal .	15	23.451	27.610	51.061	+25.967
16	117 Andrearczyk Krystian .	13	23.546	27.676	51.363	+29.409
17	56 Kraak Johnny .	21	23.712	27.818	51.618	+32.890
18	142 Balneger Nadia .	7	23.867	27.786	51.807	+37.810
19	3 Sartori Marcelo .	3	23.860	28.069	51.929	+1 LAP
THEORETICAL BEST LAP			23.229	27.106	50.335	

TRACK RECORDS

TOP DNIA			TOP TYGODNIA			TOP MIESIĄCA			TOP KONFIGURACJI			TOP KOBIEŃ		
#	Driver	Lap	#	Driver	Lap	#	Driver	Lap	#	Driver	Lap	#	Driver	Lap
1	79 Lohse Andre .	50.156	1	Romano Franssen .	49.511	1	Romano Franssen .	49.511	1	Romano Franssen .	49.511	1	PALECZKA E.	52.523
2	104 Klek Jakub .	50.230	2	Jakub Kłęk .	49.527	2	Jakub Kłęk .	49.527	2	Jakub Kłęk .	49.527	2	MOTZ M.	54.835
3	100 Haarbosch Rico .	50.274	3	Jakub Olechowski .	49.614	3	Jakub Olechowski .	49.614	3	Jakub Olechowski .	49.614	3	VERSCHOOR T.	55.332
4	137 puyato opnithi .	50.284	4	Mateusz Bartsch .	49.619	4	Mateusz Bartsch .	49.619	4	Mateusz Bartsch .	49.619	4	PRUCNAL K.	55.502
5	125 Kahlert Daniel .	50.301	5	Erik Berggren .	49.762	5	Erik Berggren .	49.762	5	Erik Berggren .	49.762	5	PRUCNAL K.	55.704
6	101 Papke Sebastian .	50.324	6	Dawid Chart .	49.798	6	Dawid Chart .	49.798	6	Dawid Chart .	49.798	6	PILAT K.	55.739
7	29 Neefs Peter .	50.335	7	Wojciech Stefaniuk .	49.807	7	Wojciech Stefaniuk .	49.807	7	Wojciech Stefaniuk .	49.807	7	--	00.000
8	198 Pel Artur .	50.335	8	Lorenzo Stolk .	49.818	8	Lorenzo Stolk .	49.818	8	Lorenzo Stolk .	49.818	8	--	00.000
9	94 Siese Maxi .	50.337	9	Gaal Andras .	49.831	9	Gaal Andras .	49.831	9	Gaal Andras .	49.831	9	--	00.000
10	99 Baccelleri Giovanni .	50.361	10	Lars-Ole Jenss .	49.852	10	Lars-Ole Jenss .	49.852	10	Lars-Ole Jenss .	49.852	10	--	00.000

Position	Kart	Best Lap	Date
5	93 Chart Dawid	50.775	26-07-2018



YOUR RESULTS

Lap	S1	S2	Lap time
1	26.300	27.860	54.160
2	23.901	27.873	51.774
3	23.695	27.797	51.492
4	23.690	27.768	51.458
5	23.709	27.624	51.333
6	23.634	27.446	51.080
7	23.639	27.466	51.105
8	23.717	27.447	51.164
9	23.585	27.622	51.207
10	23.553	27.418	50.971
11	23.548	27.510	51.058
12	23.592	27.379	50.971
13	23.522	27.687	51.209
14	23.532	27.356	50.888
15	23.452	27.394	50.846
16	23.598	27.268	50.866
17	23.486	27.838	51.324
18	37.623	27.472	01:05.095
19	23.510	27.410	50.920
20	23.570	27.437	51.007
21	23.583	27.444	51.027
22	23.464	27.642	51.106
23	23.515	27.358	50.873
24	23.502	27.321	50.823
25	23.501	27.274	50.775
IDEAL	23.452	27.268	50.720

YOUR COMPETITORS

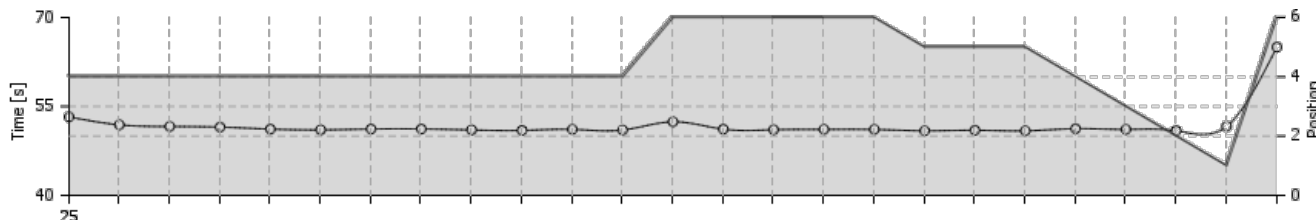
Pos	Driver	Kart	Best S1	Best S2	Best Lap	Gap
1	23 Grooten Mathias .	10	23.348	27.194	50.577	+00.000
2	12 Berggren Erik .	4	23.263	27.106	50.527	+00.232
3	195 Lencses Balint .	26	23.229	27.197	50.471	+00.971
4	63 Gelten Bram .	17	23.480	27.257	50.859	+06.330
5	93 Chart Dawid .	18	23.452	27.268	50.775	+06.655
6	189 Cagas Tomas .	16	23.509	27.266	50.882	+08.644
7	8 Haglestein Thomas .	22	23.414	27.266	50.743	+09.188
8	123 Hollink Emile .	20	23.436	27.421	51.004	+10.157
9	65 Hanhardt Martin .	11	23.526	27.380	50.984	+12.033
10	34 Sparholt Carsten .	14	23.509	27.439	50.960	+14.262
11	145 Jeczen Konrad .	12	23.406	27.344	50.849	+14.486
12	126 Grabowski Piotr .	24	23.461	27.450	51.052	+19.043
13	44 Hojczyk Dawid .	9	23.684	27.540	51.268	+21.462
14	177 Tomza Mariusz .	2	23.558	27.578	51.327	+25.663
15	173 Volanek Michal .	15	23.451	27.610	51.061	+25.967
16	117 Andrearczyk Krystian .	13	23.546	27.676	51.363	+29.409
17	56 Kraak Johnny .	21	23.712	27.818	51.618	+32.890
18	142 Balneger Nadia .	7	23.867	27.786	51.807	+37.810
19	3 Sartori Marcelo .	3	23.860	28.069	51.929	+1 LAP
THEORETICAL BEST LAP			23.229	27.106	50.335	

TRACK RECORDS

TOP DNIA			TOP TYGODNIA			TOP MIESIĄCA			TOP KONFIGURACJI			TOP KOBIEŃ		
#	Driver	Lap	#	Driver	Lap	#	Driver	Lap	#	Driver	Lap	#	Driver	Lap
1	79 Lohse Andre .	50.156	1	Romano Franssen .	49.511	1	Romano Franssen .	49.511	1	PALECZKA E.	52.523	1	PALECZKA E.	52.523
2	104 Klek Jakub .	50.230	2	Jakub Klęk .	49.527	2	Jakub Klęk .	49.527	2	Jakub Klęk .	49.527	2	MOTZ M.	54.835
3	100 Haarbosch Rico .	50.274	3	Jakub Olechowski .	49.614	3	Jakub Olechowski .	49.614	3	Jakub Olechowski .	49.614	3	VERSCHOOR T.	55.332
4	137 puyato oprnithi .	50.284	4	Mateusz Bartsch .	49.619	4	Mateusz Bartsch .	49.619	4	Mateusz Bartsch .	49.619	4	PRUCNAL K.	55.502
5	125 Kahlert Daniel .	50.301	5	Erik Berggren .	49.762	5	Erik Berggren .	49.762	5	Erik Berggren .	49.762	5	PRUCNAL K.	55.704
6	101 Papke Sebastian .	50.324	6	Dawid Chart .	49.798	6	Dawid Chart .	49.798	6	Dawid Chart .	49.798	6	PILAT K.	55.739
7	29 Neefs Peter .	50.335	7	Wojciech Stefaniuk .	49.807	7	Wojciech Stefaniuk .	49.807	7	Wojciech Stefaniuk .	49.807	7	---	00.000
8	198 Pel Artur .	50.335	8	Lorenzo Stolk .	49.818	8	Lorenzo Stolk .	49.818	8	Lorenzo Stolk .	49.818	8	---	00.000
9	94 Siese Maxi .	50.337	9	Gaal Andras .	49.831	9	Gaal Andras .	49.831	9	Gaal Andras .	49.831	9	---	00.000
10	99 Baccelleri Giovanni .	50.361	10	Lars-Ole Jenss .	49.852	10	Lars-Ole Jenss .	49.852	10	Lars-Ole Jenss .	49.852	10	---	00.000

Position	Kart	Best Lap	Date
6	189 Cagas Tomas	Kart 16	50.882
			26-07-2018

YOUR LAPS



YOUR RESULTS

Lap	S1	S2	Lap time
1	25.250	27.984	53.234
2	24.151	27.745	51.896
3	23.872	27.740	51.612
4	23.779	27.732	51.511
5	23.737	27.439	51.176
6	23.636	27.408	51.044
7	23.670	27.518	51.188
8	23.700	27.500	51.200
9	23.619	27.412	51.031
10	23.551	27.402	50.953
11	23.626	27.504	51.130
12	23.561	27.450	51.011
13	23.604	28.802	52.406
14	23.697	27.462	51.159
15	23.573	27.495	51.068
16	23.609	27.515	51.124
17	23.679	27.431	51.110
18	23.509	27.382	50.891
19	23.568	27.414	50.982
20	23.602	27.280	50.882
21	23.558	27.688	51.246
22	23.603	27.521	51.124
23	23.526	27.367	50.893
24	23.649	27.985	51.634
25	37.750	27.266	01:05.016
IDEAL	23.509	27.266	50.775

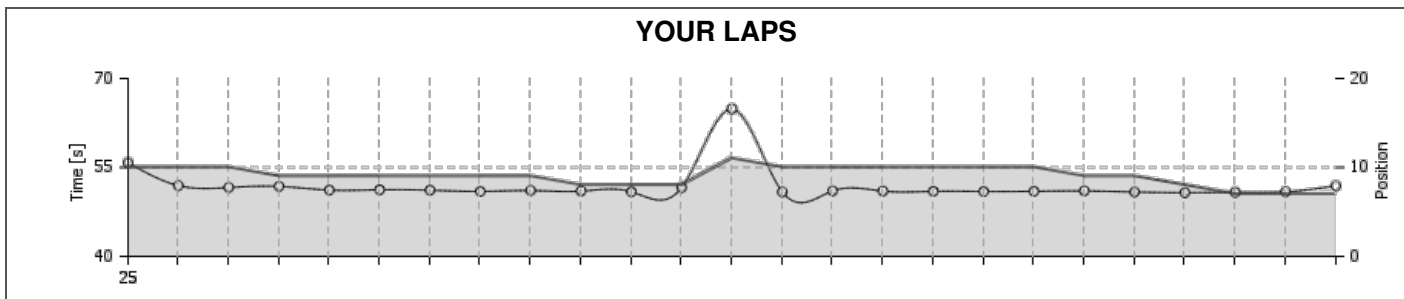
YOUR COMPETITORS

Pos	Driver	Kart	Best S1	Best S2	Best Lap	Gap
1	23 Grooten Mathias .	10	23.348	27.194	50.577	+00.000
2	12 Berggren Erik .	4	23.263	27.106	50.527	+00.232
3	195 Lencses Balint .	26	23.229	27.197	50.471	+00.971
4	63 Gelten Bram .	17	23.480	27.257	50.859	+06.330
5	93 Chart Dawid .	18	23.452	27.268	50.775	+06.655
6	189 Cagas Tomas .	16	23.509	27.266	50.882	+08.644
7	8 Haglestein Thomas .	22	23.414	27.266	50.743	+09.188
8	123 Hollink Emile .	20	23.436	27.421	51.004	+10.157
9	65 Hanhardt Martin .	11	23.526	27.380	50.984	+12.033
10	34 Sparholt Carsten .	14	23.509	27.439	50.960	+14.262
11	145 Jeczen Konrad .	12	23.406	27.344	50.849	+14.486
12	126 Grabowski Piotr .	24	23.461	27.450	51.052	+19.043
13	44 Hojczyk Dawid .	9	23.684	27.540	51.268	+21.462
14	177 Tomza Mariusz .	2	23.558	27.578	51.327	+25.663
15	173 Volanek Michal .	15	23.451	27.610	51.061	+25.967
16	117 Andrearczyk Krystian .	13	23.546	27.676	51.363	+29.409
17	56 Kraak Johnny .	21	23.712	27.818	51.618	+32.890
18	142 Balneger Nadia .	7	23.867	27.786	51.807	+37.810
19	3 Sartori Marcelo .	3	23.860	28.069	51.929	+1 LAP
THEORETICAL BEST LAP			23.229	27.106	50.335	

TRACK RECORDS

TOP DNIA			TOP TYGODNIA			TOP MIESIĄCA			TOP KONFIGURACJI			TOP KOBIEŃ		
#	Driver	Lap	#	Driver	Lap	#	Driver	Lap	#	Driver	Lap	#	Driver	Lap
1	79 Lohse Andre .	50.156	1	Romano Franssen .	49.511	1	Romano Franssen .	49.511	1	PALECZKA E.	52.523	1	PALECZKA E.	52.523
2	104 Klek Jakub .	50.230	2	Jakub Klęk .	49.527	2	Jakub Klęk .	49.527	2	Jakub Klęk .	49.527	2	MOTZ M.	54.835
3	100 Haarbosch Rico .	50.274	3	Jakub Olechowski .	49.614	3	Jakub Olechowski .	49.614	3	Jakub Olechowski .	49.614	3	VERSCHOOR T.	55.332
4	137 puyato oprnithi .	50.284	4	Mateusz Bartsch .	49.619	4	Mateusz Bartsch .	49.619	4	Mateusz Bartsch .	49.619	4	PRUCNAL K.	55.502
5	125 Kahlert Daniel .	50.301	5	Erik Berggren .	49.762	5	Erik Berggren .	49.762	5	Erik Berggren .	49.762	5	PRUCNAL K.	55.704
6	101 Papke Sebastian .	50.324	6	Dawid Chart .	49.798	6	Dawid Chart .	49.798	6	Dawid Chart .	49.798	6	PILAT K.	55.739
7	29 Neefs Peter .	50.335	7	Wojciech Stefaniuk .	49.807	7	Wojciech Stefaniuk .	49.807	7	Wojciech Stefaniuk .	49.807	7	---	00.000
8	198 Pel Artur .	50.335	8	Lorenzo Stolk .	49.818	8	Lorenzo Stolk .	49.818	8	Lorenzo Stolk .	49.818	8	---	00.000
9	94 Siese Maxi .	50.337	9	Gaal Andras .	49.831	9	Gaal Andras .	49.831	9	Gaal Andras .	49.831	9	---	00.000
10	99 Baccelleri Giovanni .	50.361	10	Lars-Ole Jenss .	49.852	10	Lars-Ole Jenss .	49.852	10	Lars-Ole Jenss .	49.852	10	---	00.000

Position	Kart	Best Lap	Date
7	8 Haglestein Thomas	50.743	26-07-2018



YOUR RESULTS

Lap	S1	S2	Lap time
1	27.819	27.960	55.779
2	23.914	28.015	51.929
3	23.787	27.824	51.611
4	24.095	27.702	51.797
5	23.587	27.592	51.179
6	23.738	27.486	51.224
7	23.583	27.571	51.154
8	23.516	27.441	50.957
9	23.557	27.545	51.102
10	23.470	27.532	51.002
11	23.485	27.415	50.900
12	23.482	28.110	51.592
13	37.323	27.548	01:04.871
14	23.551	27.310	50.861
15	23.506	27.528	51.034
16	23.655	27.346	51.001
17	23.414	27.553	50.967
18	23.465	27.479	50.944
19	23.605	27.369	50.974
20	23.562	27.474	51.036
21	23.482	27.367	50.849
22	23.477	27.266	50.743
23	23.421	27.371	50.792
24	23.466	27.417	50.883
25	24.397	27.487	51.884
IDEAL	23.414	27.266	50.680

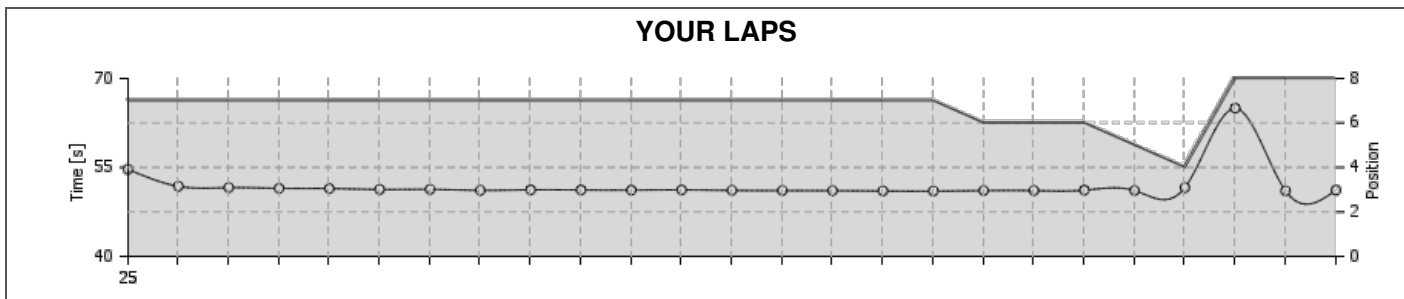
YOUR COMPETITORS

Pos	Driver	Kart	Best S1	Best S2	Best Lap	Gap
1	23 Grooten Mathias .	10	23.348	27.194	50.577	+00.000
2	12 Berggren Erik .	4	23.263	27.106	50.527	+00.232
3	195 Lencses Balint .	26	23.229	27.197	50.471	+00.971
4	63 Gelten Bram .	17	23.480	27.257	50.859	+06.330
5	93 Chart Dawid .	18	23.452	27.268	50.775	+06.655
6	189 Cagas Tomas .	16	23.509	27.266	50.882	+08.644
7	8 Haglestein Thomas .	22	23.414	27.266	50.743	+09.188
8	123 Hollink Emile .	20	23.436	27.421	51.004	+10.157
9	65 Hanhardt Martin .	11	23.526	27.380	50.984	+12.033
10	34 Sparholt Carsten .	14	23.509	27.439	50.960	+14.262
11	145 Jeczen Konrad .	12	23.406	27.344	50.849	+14.486
12	126 Grabowski Piotr .	24	23.461	27.450	51.052	+19.043
13	44 Hojczyk Dawid .	9	23.684	27.540	51.268	+21.462
14	177 Tomza Mariusz .	2	23.558	27.578	51.327	+25.663
15	173 Volanek Michal .	15	23.451	27.610	51.061	+25.967
16	117 Andrearczyk Krystian .	13	23.546	27.676	51.363	+29.409
17	56 Kraak Johnny .	21	23.712	27.818	51.618	+32.890
18	142 Balneger Nadia .	7	23.867	27.786	51.807	+37.810
19	3 Sartori Marcelo .	3	23.860	28.069	51.929	+1 LAP
THEORETICAL BEST LAP			23.229	27.106	50.335	

TRACK RECORDS

TOP DNIA			TOP TYGODNIA			TOP MIESIĄCA			TOP KONFIGURACJI			TOP KOBIEŃ		
#	Driver	Lap	#	Driver	Lap	#	Driver	Lap	#	Driver	Lap	#	Driver	Lap
1	79 Lohse Andre .	50.156	1	Romano Franssen .	49.511	1	Romano Franssen .	49.511	1	PALECZKA E.	52.523	1	PALECZKA E.	52.523
2	104 Klek Jakub .	50.230	2	Jakub Klęk .	49.527	2	Jakub Klęk .	49.527	2	MOTZ M.	54.835	2	MOTZ M.	54.835
3	100 Haarbosch Rico .	50.274	3	Jakub Olechowski .	49.614	3	Jakub Olechowski .	49.614	3	Jakub Olechowski .	49.614	3	VERSCHOOR T.	55.332
4	137 puyato onpithi .	50.284	4	Mateusz Bartsch .	49.619	4	Mateusz Bartsch .	49.619	4	Mateusz Bartsch .	49.619	4	PRUCNAL K.	55.502
5	125 Kahlert Daniel .	50.301	5	Erik Berggren .	49.762	5	Erik Berggren .	49.762	5	Erik Berggren .	49.762	5	PRUCNAL K.	55.704
6	101 Papke Sebastian .	50.324	6	Dawid Chart .	49.798	6	Dawid Chart .	49.798	6	Dawid Chart .	49.798	6	PILAT K.	55.739
7	29 Neefs Peter .	50.335	7	Wojciech Stefaniuk .	49.807	7	Wojciech Stefaniuk .	49.807	7	Wojciech Stefaniuk .	49.807	7	--	00.000
8	198 Pel Artur .	50.335	8	Lorenzo Stolk .	49.818	8	Lorenzo Stolk .	49.818	8	Lorenzo Stolk .	49.818	8	--	00.000
9	94 Siese Maxi .	50.337	9	Gaal Andras .	49.831	9	Gaal Andras .	49.831	9	Gaal Andras .	49.831	9	--	00.000
10	99 Baccelleri Giovanni .	50.361	10	Lars-Ole Jenss .	49.852	10	Lars-Ole Jenss .	49.852	10	Lars-Ole Jenss .	49.852	10	--	00.000

Position	Kart	Best Lap	Date
8	123 Hollink Emile	Kart 20	51.004
			26-07-2018



YOUR RESULTS

Lap	S1	S2	Lap time
1	26.657	28.021	54.678
2	23.967	27.846	51.813
3	23.815	27.775	51.590
4	23.739	27.739	51.478
5	23.665	27.775	51.440
6	23.642	27.637	51.279
7	23.596	27.696	51.292
8	23.693	27.442	51.135
9	23.484	27.733	51.217
10	23.622	27.569	51.191
11	23.477	27.695	51.172
12	23.529	27.681	51.210
13	23.505	27.618	51.123
14	23.584	27.505	51.089
15	23.436	27.641	51.077
16	23.450	27.574	51.024
17	23.507	27.497	51.004
18	23.523	27.566	51.089
19	23.669	27.421	51.090
20	23.601	27.557	51.158
21	23.532	27.559	51.091
22	23.514	28.084	51.598
23	37.411	27.578	01:04.989
24	23.496	27.537	51.033
25	23.743	27.431	51.174
IDEAL	23.436	27.421	50.857

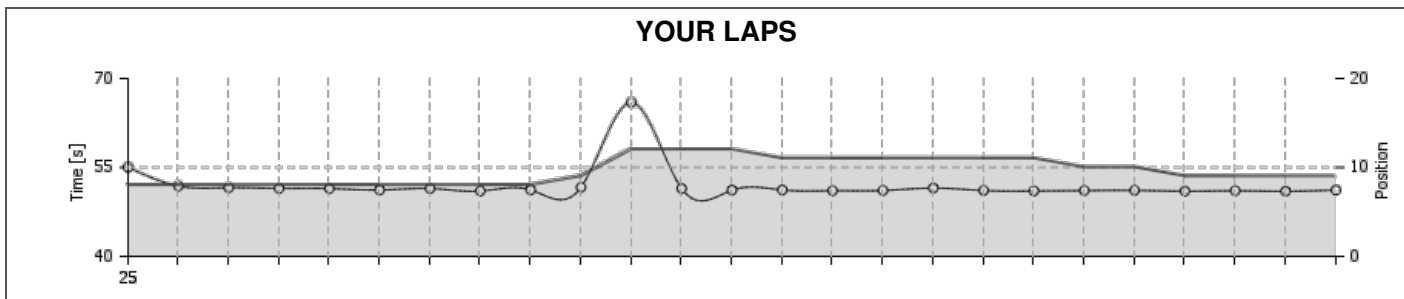
YOUR COMPETITORS

Pos	Driver	Kart	Best S1	Best S2	Best Lap	Gap
1	23 Grooten Mathias .	10	23.348	27.194	50.577	+00.000
2	12 Berggren Erik .	4	23.263	27.106	50.527	+00.232
3	195 Lencses Balint .	26	23.229	27.197	50.471	+00.971
4	63 Gelten Bram .	17	23.480	27.257	50.859	+06.330
5	93 Chart Dawid .	18	23.452	27.268	50.775	+06.655
6	189 Cagas Tomas .	16	23.509	27.266	50.882	+08.644
7	8 Haglestein Thomas .	22	23.414	27.266	50.743	+09.188
8	123 Hollink Emile .	20	23.436	27.421	51.004	+10.157
9	65 Hanhardt Martin .	11	23.526	27.380	50.984	+12.033
10	34 Sparholt Carsten .	14	23.509	27.439	50.960	+14.262
11	145 Jeczen Konrad .	12	23.406	27.344	50.849	+14.486
12	126 Grabowski Piotr .	24	23.461	27.450	51.052	+19.043
13	44 Hojczyk Dawid .	9	23.684	27.540	51.268	+21.462
14	177 Tomza Mariusz .	2	23.558	27.578	51.327	+25.663
15	173 Volanek Michal .	15	23.451	27.610	51.061	+25.967
16	117 Andrearczyk Krystian .	13	23.546	27.676	51.363	+29.409
17	56 Kraak Johnny .	21	23.712	27.818	51.618	+32.890
18	142 Balneger Nadia .	7	23.867	27.786	51.807	+37.810
19	3 Sartori Marcelo .	3	23.860	28.069	51.929	+1 LAP
THEORETICAL BEST LAP			23.229	27.106	50.335	

TRACK RECORDS

TOP DNIA			TOP TYGODNIA			TOP MIESIĄCA			TOP KONFIGURACJI			TOP KOBIEŃ		
#	Driver	Lap	#	Driver	Lap	#	Driver	Lap	#	Driver	Lap	#	Driver	Lap
1	79 Lohse Andre .	50.156	1	Romano Franssen .	49.511	1	Romano Franssen .	49.511	1	Romano Franssen .	49.511	1	PALECZKA E.	52.523
2	104 Klek Jakub .	50.230	2	Jakub Klęk .	49.527	2	Jakub Klęk .	49.527	2	Jakub Klęk .	49.527	2	MOTZ M.	54.835
3	100 Haarbosch Rico .	50.274	3	Jakub Olechowski .	49.614	3	Jakub Olechowski .	49.614	3	Jakub Olechowski .	49.614	3	VERSCHOOR T.	55.332
4	137 puyato oprnithi .	50.284	4	Mateusz Bartsch .	49.619	4	Mateusz Bartsch .	49.619	4	Mateusz Bartsch .	49.619	4	PRUCNAL K.	55.502
5	125 Kahlert Daniel .	50.301	5	Erik Berggren .	49.762	5	Erik Berggren .	49.762	5	Erik Berggren .	49.762	5	PRUCNAL K.	55.704
6	101 Papke Sebastian .	50.324	6	Dawid Chart .	49.798	6	Dawid Chart .	49.798	6	Dawid Chart .	49.798	6	PILAT K.	55.739
7	29 Neefs Peter .	50.335	7	Wojciech Stefaniuk .	49.807	7	Wojciech Stefaniuk .	49.807	7	Wojciech Stefaniuk .	49.807	7	---	00.000
8	198 Pel Artur .	50.335	8	Lorenzo Stolk .	49.818	8	Lorenzo Stolk .	49.818	8	Lorenzo Stolk .	49.818	8	---	00.000
9	94 Siese Maxi .	50.337	9	Gaal Andras .	49.831	9	Gaal Andras .	49.831	9	Gaal Andras .	49.831	9	---	00.000
10	99 Baccelleri Giovanni .	50.361	10	Lars-Ole Jenss .	49.852	10	Lars-Ole Jenss .	49.852	10	Lars-Ole Jenss .	49.852	10	---	00.000

Position	Kart	Best Lap	Date
9	65 Hanhardt Martin	Kart 11	50.984



YOUR RESULTS

Lap	S1	S2	Lap time
1	27.067	27.971	55.038
2	23.926	27.932	51.858
3	23.758	27.816	51.574
4	23.697	27.764	51.461
5	23.689	27.743	51.432
6	23.561	27.630	51.191
7	23.772	27.671	51.443
8	23.613	27.406	51.019
9	23.676	27.531	51.207
10	23.680	27.953	51.633
11	38.360	27.620	01:05.980
12	23.785	27.646	51.431
13	23.658	27.512	51.170
14	23.615	27.589	51.204
15	23.526	27.544	51.070
16	23.680	27.423	51.103
17	23.611	27.905	51.516
18	23.577	27.526	51.103
19	23.585	27.442	51.027
20	23.561	27.527	51.088
21	23.606	27.522	51.128
22	23.584	27.414	50.998
23	23.583	27.480	51.063
24	23.604	27.380	50.984
25	23.723	27.466	51.189
IDEAL	23.526	27.380	50.906

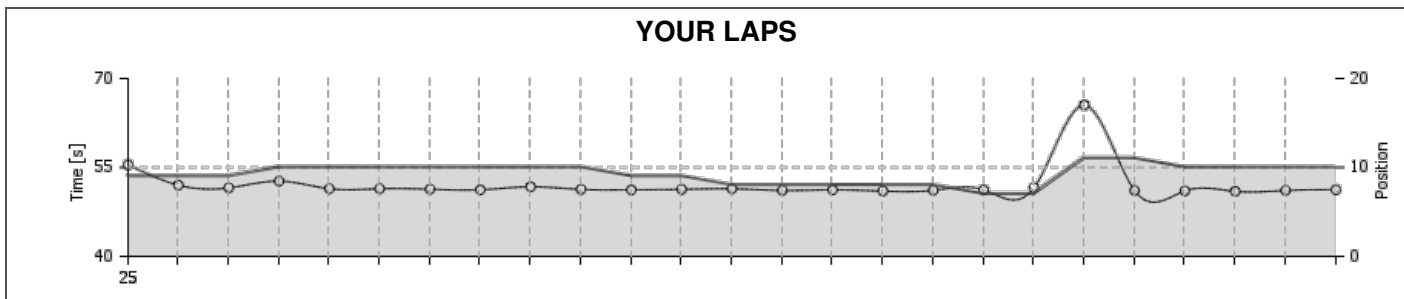
YOUR COMPETITORS

Pos	Driver	Kart	Best S1	Best S2	Best Lap	Gap
1	23 Grooten Mathias .	10	23.348	27.194	50.577	+00.000
2	12 Berggren Erik .	4	23.263	27.106	50.527	+00.232
3	195 Lencses Balint .	26	23.229	27.197	50.471	+00.971
4	63 Gelten Bram .	17	23.480	27.257	50.859	+06.330
5	93 Chart Dawid .	18	23.452	27.268	50.775	+06.655
6	189 Cagas Tomas .	16	23.509	27.266	50.882	+08.644
7	8 Haglestein Thomas .	22	23.414	27.266	50.743	+09.188
8	123 Hollink Emile .	20	23.436	27.421	51.004	+10.157
9	65 Hanhardt Martin .	11	23.526	27.380	50.984	+12.033
10	34 Sparholt Carsten .	14	23.509	27.439	50.960	+14.262
11	145 Jeczen Konrad .	12	23.406	27.344	50.849	+14.486
12	126 Grabowski Piotr .	24	23.461	27.450	51.052	+19.043
13	44 Hojczyk Dawid .	9	23.684	27.540	51.268	+21.462
14	177 Tomza Mariusz .	2	23.558	27.578	51.327	+25.663
15	173 Volanek Michal .	15	23.451	27.610	51.061	+25.967
16	117 Andrearczyk Krystian .	13	23.546	27.676	51.363	+29.409
17	56 Kraak Johnny .	21	23.712	27.818	51.618	+32.890
18	142 Balneger Nadia .	7	23.867	27.786	51.807	+37.810
19	3 Sartori Marcelo .	3	23.860	28.069	51.929	+1 LAP
THEORETICAL BEST LAP			23.229	27.106	50.335	

TRACK RECORDS

TOP DNIA			TOP TYGODNIA			TOP MIESIĄCA			TOP KONFIGURACJI			TOP KOBIET		
#	Driver	Lap	#	Driver	Lap	#	Driver	Lap	#	Driver	Lap	#	Driver	Lap
1	79 Lohse Andre .	50.156	1	Romano Franssen .	49.511	1	Romano Franssen .	49.511	1	Romano Franssen .	49.511	1	PALECZKA E.	52.523
2	104 Klek Jakub .	50.230	2	Jakub Kłęk .	49.527	2	Jakub Kłęk .	49.527	2	Jakub Kłęk .	49.527	2	MOTZ M.	54.835
3	100 Haarbosch Rico .	50.274	3	Jakub Olechowski .	49.614	3	Jakub Olechowski .	49.614	3	Jakub Olechowski .	49.614	3	VERSCHOOR T.	55.332
4	137 puyato opnithi .	50.284	4	Mateusz Bartsch .	49.619	4	Mateusz Bartsch .	49.619	4	Mateusz Bartsch .	49.619	4	PRUCNAL K.	55.502
5	125 Kahlert Daniel .	50.301	5	Erik Berggren .	49.762	5	Erik Berggren .	49.762	5	Erik Berggren .	49.762	5	PRUCNAL K.	55.704
6	101 Papke Sebastian .	50.324	6	Dawid Chart .	49.798	6	Dawid Chart .	49.798	6	Dawid Chart .	49.798	6	PILAT K.	55.739
7	29 Neefs Peter .	50.335	7	Wojciech Stefaniuk .	49.807	7	Wojciech Stefaniuk .	49.807	7	Wojciech Stefaniuk .	49.807	7	--	00.000
8	198 Pel Artur .	50.335	8	Lorenzo Stolk .	49.818	8	Lorenzo Stolk .	49.818	8	Lorenzo Stolk .	49.818	8	--	00.000
9	94 Siese Maxi .	50.337	9	Gaal Andras .	49.831	9	Gaal Andras .	49.831	9	Gaal Andras .	49.831	9	--	00.000
10	99 Baccelleri Giovanni .	50.361	10	Lars-Ole Jenss .	49.852	10	Lars-Ole Jenss .	49.852	10	Lars-Ole Jenss .	49.852	10	--	00.000

Position	Kart	Best Lap	Date
10	34 Sparholt Carsten	Kart 14	50.960
			26-07-2018



YOUR RESULTS

Lap	S1	S2	Lap time
1	27.590	27.864	55.454
2	24.035	27.970	52.005
3	23.824	27.720	51.544
4	24.630	28.059	52.689
5	23.701	27.704	51.405
6	23.738	27.664	51.402
7	23.653	27.662	51.315
8	23.525	27.705	51.230
9	23.815	27.917	51.732
10	23.653	27.636	51.289
11	23.697	27.520	51.217
12	23.648	27.645	51.293
13	23.625	27.766	51.391
14	23.549	27.566	51.115
15	23.568	27.646	51.214
16	23.509	27.494	51.003
17	23.536	27.593	51.129
18	23.573	27.639	51.212
19	23.627	27.923	51.550
20	38.036	27.476	01:05.512
21	23.561	27.533	51.094
22	23.509	27.527	51.036
23	23.521	27.439	50.960
24	23.520	27.587	51.107
25	23.676	27.565	51.241
IDEAL	23.509	27.439	50.948

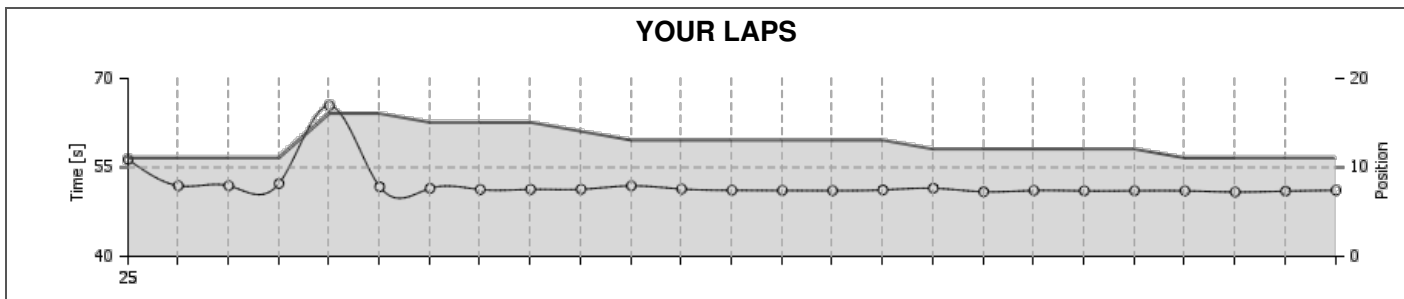
YOUR COMPETITORS

Pos	Driver	Kart	Best S1	Best S2	Best Lap	Gap
1	23 Grooten Mathias .	10	23.348	27.194	50.577	+00.000
2	12 Berggren Erik .	4	23.263	27.106	50.527	+00.232
3	195 Lencses Balint .	26	23.229	27.197	50.471	+00.971
4	63 Gelten Bram .	17	23.480	27.257	50.859	+06.330
5	93 Chart Dawid .	18	23.452	27.268	50.775	+06.655
6	189 Cagas Tomas .	16	23.509	27.266	50.882	+08.644
7	8 Haglestein Thomas .	22	23.414	27.266	50.743	+09.188
8	123 Hollink Emile .	20	23.436	27.421	51.004	+10.157
9	65 Hanhardt Martin .	11	23.526	27.380	50.984	+12.033
10	34 Sparholt Carsten .	14	23.509	27.439	50.960	+14.262
11	145 Jeczen Konrad .	12	23.406	27.344	50.849	+14.486
12	126 Grabowski Piotr .	24	23.461	27.450	51.052	+19.043
13	44 Hojczyk Dawid .	9	23.684	27.540	51.268	+21.462
14	177 Tomza Mariusz .	2	23.558	27.578	51.327	+25.663
15	173 Volanek Michal .	15	23.451	27.610	51.061	+25.967
16	117 Andrearczyk Krystian .	13	23.546	27.676	51.363	+29.409
17	56 Kraak Johnny .	21	23.712	27.818	51.618	+32.890
18	142 Balneger Nadia .	7	23.867	27.786	51.807	+37.810
19	3 Sartori Marcelo .	3	23.860	28.069	51.929	+1 LAP
THEORETICAL BEST LAP			23.229	27.106	50.335	

TRACK RECORDS

TOP DNIA			TOP TYGODNIA			TOP MIESIĄCA			TOP KONFIGURACJI			TOP KOBIEC		
#	Driver	Lap	#	Driver	Lap	#	Driver	Lap	#	Driver	Lap	#	Driver	Lap
1	79 Lohse Andre .	50.156	1	Romano Franssen .	49.511	1	Romano Franssen .	49.511	1	Romano Franssen .	49.511	1	PALECZKA E.	52.523
2	104 Klek Jakub .	50.230	2	Jakub Klek .	49.527	2	Jakub Klek .	49.527	2	Jakub Klek .	49.527	2	MOTZ M.	54.835
3	100 Haarbosch Rico .	50.274	3	Jakub Olechowski .	49.614	3	Jakub Olechowski .	49.614	3	Jakub Olechowski .	49.614	3	VERSCHOOR T.	55.332
4	137 puyato oprnithi .	50.284	4	Mateusz Bartsch .	49.619	4	Mateusz Bartsch .	49.619	4	Mateusz Bartsch .	49.619	4	PRUCNAL K.	55.502
5	125 Kahlert Daniel .	50.301	5	Erik Berggren .	49.762	5	Erik Berggren .	49.762	5	Erik Berggren .	49.762	5	PRUCNAL K.	55.704
6	101 Papke Sebastian .	50.324	6	Dawid Chart .	49.798	6	Dawid Chart .	49.798	6	Dawid Chart .	49.798	6	PILAT K.	55.739
7	29 Neefs Peter .	50.335	7	Wojciech Stefaniuk .	49.807	7	Wojciech Stefaniuk .	49.807	7	Wojciech Stefaniuk .	49.807	7	---	00.000
8	198 Pel Artur .	50.335	8	Lorenzo Stolk .	49.818	8	Lorenzo Stolk .	49.818	8	Lorenzo Stolk .	49.818	8	---	00.000
9	94 Siese Maxi .	50.337	9	Gaal Andras .	49.831	9	Gaal Andras .	49.831	9	Gaal Andras .	49.831	9	---	00.000
10	99 Baccelleri Giovanni .	50.361	10	Lars-Ole Jenss .	49.852	10	Lars-Ole Jenss .	49.852	10	Lars-Ole Jenss .	49.852	10	---	00.000

Position	Kart	Best Lap	Date
11	145 Jeczen Konrad	Kart 12	50.849
			26-07-2018



YOUR RESULTS

Lap	S1	S2	Lap time
1	28.313	28.018	56.331
2	23.964	27.937	51.901
3	23.966	27.941	51.907
4	23.834	28.453	52.287
5	37.673	27.763	01:05.436
6	23.837	27.892	51.729
7	23.739	27.730	51.469
8	23.616	27.656	51.272
9	23.623	27.666	51.289
10	23.734	27.571	51.305
11	23.889	28.004	51.893
12	23.710	27.648	51.358
13	23.639	27.506	51.145
14	23.495	27.614	51.109
15	23.535	27.552	51.087
16	23.523	27.681	51.204
17	23.753	27.731	51.484
18	23.479	27.419	50.898
19	23.543	27.564	51.107
20	23.523	27.522	51.045
21	23.437	27.625	51.062
22	23.406	27.646	51.052
23	23.505	27.344	50.849
24	23.513	27.485	50.998
25	23.705	27.441	51.146
IDEAL	23.406	27.344	50.750

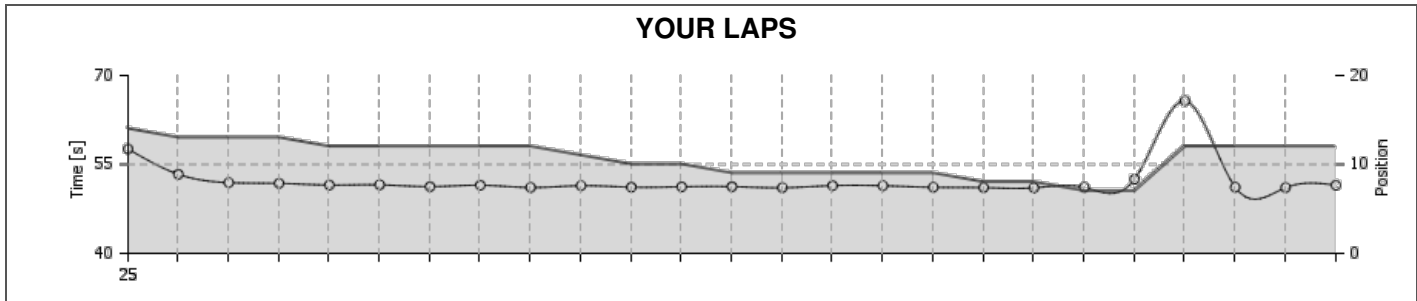
YOUR COMPETITORS

Pos	Driver	Kart	Best S1	Best S2	Best Lap	Gap
1	23 Grooten Mathias .	10	23.348	27.194	50.577	+00.000
2	12 Berggren Erik .	4	23.263	27.106	50.527	+00.232
3	195 Lencses Balint .	26	23.229	27.197	50.471	+00.971
4	63 Gelten Bram .	17	23.480	27.257	50.859	+06.330
5	93 Chart Dawid .	18	23.452	27.268	50.775	+06.655
6	189 Cagas Tomas .	16	23.509	27.266	50.882	+08.644
7	8 Haglestein Thomas .	22	23.414	27.266	50.743	+09.188
8	123 Hollink Emile .	20	23.436	27.421	51.004	+10.157
9	65 Hanhardt Martin .	11	23.526	27.380	50.984	+12.033
10	34 Sparholt Carsten .	14	23.509	27.439	50.960	+14.262
11	145 Jeczen Konrad .	12	23.406	27.344	50.849	+14.486
12	126 Grabowski Piotr .	24	23.461	27.450	51.052	+19.043
13	44 Hojczyk Dawid .	9	23.684	27.540	51.268	+21.462
14	177 Tomza Mariusz .	2	23.558	27.578	51.327	+25.663
15	173 Volanek Michal .	15	23.451	27.610	51.061	+25.967
16	117 Andrearczyk Krystian .	13	23.546	27.676	51.363	+29.409
17	56 Kraak Johnny .	21	23.712	27.818	51.618	+32.890
18	142 Balneger Nadia .	7	23.867	27.786	51.807	+37.810
19	3 Sartori Marcelo .	3	23.860	28.069	51.929	+1 LAP
THEORETICAL BEST LAP			23.229	27.106	50.335	

TRACK RECORDS

TOP DNIA			TOP TYGODNIA			TOP MIESIĄCA			TOP KONFIGURACJI			TOP KOBIEŃ		
#	Driver	Lap	#	Driver	Lap	#	Driver	Lap	#	Driver	Lap	#	Driver	Lap
1	79 Lohse Andre .	50.156	1	Romano Franssen .	49.511	1	Romano Franssen .	49.511	1	PALECZKA E.	52.523	1	PALECZKA E.	52.523
2	104 Klek Jakub .	50.230	2	Jakub Kłęk .	49.527	2	Jakub Kłęk .	49.527	2	MOTZ M.	54.835	2	MOTZ M.	54.835
3	100 Haarbosch Rico .	50.274	3	Jakub Olechowski .	49.614	3	Jakub Olechowski .	49.614	3	Jakub Olechowski .	49.614	3	VERSCHOOR T.	55.332
4	137 puyato onpithi .	50.284	4	Mateusz Bartsch .	49.619	4	Mateusz Bartsch .	49.619	4	Mateusz Bartsch .	49.619	4	PRUCNAL K.	55.502
5	125 Kahlert Daniel .	50.301	5	Erik Berggren .	49.762	5	Erik Berggren .	49.762	5	Erik Berggren .	49.762	5	PRUCNAL K.	55.704
6	101 Papke Sebastian .	50.324	6	Dawid Chart .	49.798	6	Dawid Chart .	49.798	6	Dawid Chart .	49.798	6	PILAT K.	55.739
7	29 Neefs Peter .	50.335	7	Wojciech Stefaniuk .	49.807	7	Wojciech Stefaniuk .	49.807	7	Wojciech Stefaniuk .	49.807	7	--	00.000
8	198 Pel Artur .	50.335	8	Lorenzo Stolk .	49.818	8	Lorenzo Stolk .	49.818	8	Lorenzo Stolk .	49.818	8	--	00.000
9	94 Siese Maxi .	50.337	9	Gaal Andras .	49.831	9	Gaal Andras .	49.831	9	Gaal Andras .	49.831	9	--	00.000
10	99 Baccelleri Giovanni .	50.361	10	Lars-Ole Jenss .	49.852	10	Lars-Ole Jenss .	49.852	10	Lars-Ole Jenss .	49.852	10	--	00.000

Position	Kart	Best Lap	Date
12	126 Grabowski Piotr	Kart 24	51.052
			26-07-2018



YOUR RESULTS

Lap	S1	S2	Lap time
1	29.496	28.111	57.607
2	25.069	28.264	53.333
3	23.850	28.074	51.924
4	23.765	28.038	51.803
5	23.624	27.898	51.522
6	23.696	27.861	51.557
7	23.615	27.638	51.253
8	23.570	27.924	51.494
9	23.572	27.534	51.106
10	23.660	27.749	51.409
11	23.527	27.636	51.163
12	23.573	27.654	51.227
13	23.606	27.645	51.251
14	23.483	27.585	51.068
15	23.560	27.866	51.426
16	23.738	27.667	51.405
17	23.599	27.543	51.142
18	23.634	27.455	51.089
19	23.602	27.450	51.052
20	23.546	27.583	51.129
21	24.352	28.165	52.517
22	38.176	27.542	01:05.718
23	23.461	27.685	51.146
24	23.574	27.504	51.078
25	23.644	27.857	51.501
IDEAL	23.461	27.450	50.911

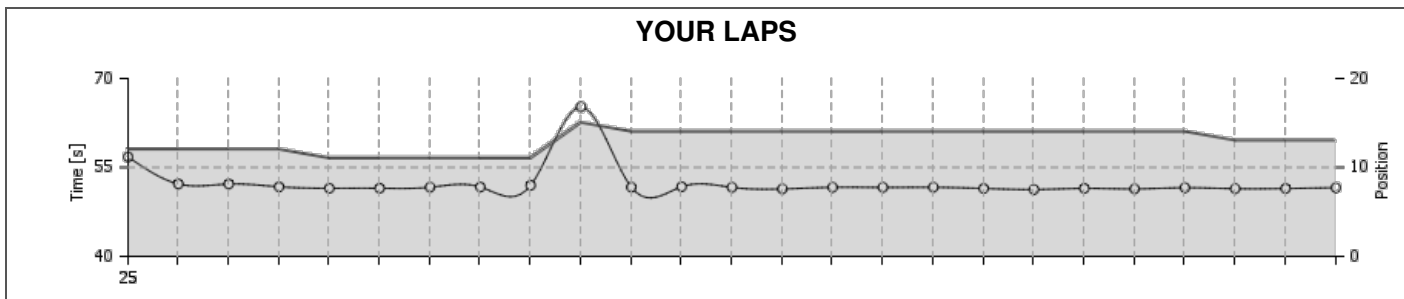
YOUR COMPETITORS

Pos	Driver	Kart	Best S1	Best S2	Best Lap	Gap
1	23 Grooten Mathias .	10	23.348	27.194	50.577	+00.000
2	12 Berggren Erik .	4	23.263	27.106	50.527	+00.232
3	195 Lencses Balint .	26	23.229	27.197	50.471	+00.971
4	63 Gelten Bram .	17	23.480	27.257	50.859	+06.330
5	93 Chart Dawid .	18	23.452	27.268	50.775	+06.655
6	189 Cagas Tomas .	16	23.509	27.266	50.882	+08.644
7	8 Haglestein Thomas .	22	23.414	27.266	50.743	+09.188
8	123 Hollink Emile .	20	23.436	27.421	51.004	+10.157
9	65 Hanhardt Martin .	11	23.526	27.380	50.984	+12.033
10	34 Sparholt Carsten .	14	23.509	27.439	50.960	+14.262
11	145 Jeczen Konrad .	12	23.406	27.344	50.849	+14.486
12	126 Grabowski Piotr .	24	23.461	27.450	51.052	+19.043
13	44 Hojczyk Dawid .	9	23.684	27.540	51.268	+21.462
14	177 Tomza Mariusz .	2	23.558	27.578	51.327	+25.663
15	173 Volanek Michal .	15	23.451	27.610	51.061	+25.967
16	117 Andrearczyk Krystian .	13	23.546	27.676	51.363	+29.409
17	56 Kraak Johnny .	21	23.712	27.818	51.618	+32.890
18	142 Balneger Nadia .	7	23.867	27.786	51.807	+37.810
19	3 Sartori Marcelo .	3	23.860	28.069	51.929	+1 LAP
THEORETICAL BEST LAP			23.229	27.106	50.335	

TRACK RECORDS

TOP DNIA			TOP TYGODNIA			TOP MIESIĄCA			TOP KONFIGURACJI			TOP KOBIEŃ		
#	Driver	Lap	#	Driver	Lap	#	Driver	Lap	#	Driver	Lap	#	Driver	Lap
1	79 Lohse Andre .	50.156	1	Romano Franssen .	49.511	1	Romano Franssen .	49.511	1	PALECZKA E.	52.523	1	PALECZKA E.	52.523
2	104 Klek Jakub .	50.230	2	Jakub Kłęk .	49.527	2	Jakub Kłęk .	49.527	2	MOTZ M.	54.835	2	MOTZ M.	54.835
3	100 Haarbosch Rico .	50.274	3	Jakub Olechowski .	49.614	3	Jakub Olechowski .	49.614	3	Jakub Olechowski .	49.614	3	VERSCHOOR T.	55.332
4	137 puyato opnithi .	50.284	4	Mateusz Bartsch .	49.619	4	Mateusz Bartsch .	49.619	4	Mateusz Bartsch .	49.619	4	PRUCNAL K.	55.502
5	125 Kahlert Daniel .	50.301	5	Erik Berggren .	49.762	5	Erik Berggren .	49.762	5	Erik Berggren .	49.762	5	PRUCNAL K.	55.704
6	101 Papke Sebastian .	50.324	6	Dawid Chart .	49.798	6	Dawid Chart .	49.798	6	Dawid Chart .	49.798	6	PILAT K.	55.739
7	29 Neefs Peter .	50.335	7	Wojciech Stefaniuk .	49.807	7	Wojciech Stefaniuk .	49.807	7	Wojciech Stefaniuk .	49.807	7	--	00.000
8	198 Pel Artur .	50.335	8	Lorenzo Stolk .	49.818	8	Lorenzo Stolk .	49.818	8	Lorenzo Stolk .	49.818	8	--	00.000
9	94 Siese Maxi .	50.337	9	Gaal Andras .	49.831	9	Gaal Andras .	49.831	9	Gaal Andras .	49.831	9	--	00.000
10	99 Baccelleri Giovanni .	50.361	10	Lars-Ole Jenss .	49.852	10	Lars-Ole Jenss .	49.852	10	Lars-Ole Jenss .	49.852	10	--	00.000

Position	Kart	Best Lap	Date
13	44 Hojczyk Dawid	51.268	26-07-2018



YOUR RESULTS

Lap	S1	S2	Lap time
1	28.851	27.918	56.769
2	24.181	28.024	52.205
3	24.029	28.170	52.199
4	23.916	27.818	51.734
5	23.832	27.654	51.486
6	23.928	27.561	51.489
7	23.768	27.886	51.654
8	23.814	27.885	51.699
9	23.890	28.094	51.984
10	37.507	27.701	01:05.208
11	23.976	27.691	51.667
12	23.868	27.880	51.748
13	23.813	27.818	51.631
14	23.805	27.562	51.367
15	23.743	27.900	51.643
16	23.897	27.732	51.629
17	23.820	27.828	51.648
18	23.723	27.731	51.454
19	23.684	27.584	51.268
20	23.801	27.665	51.466
21	23.836	27.540	51.376
22	23.894	27.681	51.575
23	23.823	27.589	51.412
24	23.785	27.661	51.446
25	23.778	27.804	51.582
IDEAL	23.684	27.540	51.224

YOUR COMPETITORS

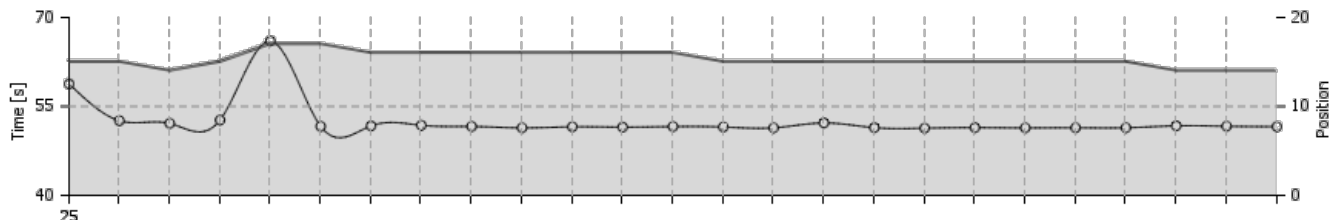
Pos	Driver	Kart	Best S1	Best S2	Best Lap	Gap
1	23 Grooten Mathias .	10	23.348	27.194	50.577	+00.000
2	12 Berggren Erik .	4	23.263	27.106	50.527	+00.232
3	195 Lencses Balint .	26	23.229	27.197	50.471	+00.971
4	63 Gelten Bram .	17	23.480	27.257	50.859	+06.330
5	93 Chart Dawid .	18	23.452	27.268	50.775	+06.655
6	189 Cagas Tomas .	16	23.509	27.266	50.882	+08.644
7	8 Haglestein Thomas .	22	23.414	27.266	50.743	+09.188
8	123 Hollink Emile .	20	23.436	27.421	51.004	+10.157
9	65 Hanhardt Martin .	11	23.526	27.380	50.984	+12.033
10	34 Sparholt Carsten .	14	23.509	27.439	50.960	+14.262
11	145 Jeczen Konrad .	12	23.406	27.344	50.849	+14.486
12	126 Grabowski Piotr .	24	23.461	27.450	51.052	+19.043
13	44 Hojczyk Dawid .	9	23.684	27.540	51.268	+21.462
14	177 Tomza Mariusz .	2	23.558	27.578	51.327	+25.663
15	173 Volanek Michal .	15	23.451	27.610	51.061	+25.967
16	117 Andrearczyk Krystian .	13	23.546	27.676	51.363	+29.409
17	56 Kraak Johnny .	21	23.712	27.818	51.618	+32.890
18	142 Balneger Nadia .	7	23.867	27.786	51.807	+37.810
19	3 Sartori Marcelo .	3	23.860	28.069	51.929	+1 LAP
THEORETICAL BEST LAP			23.229	27.106	50.335	

TRACK RECORDS

TOP DNIA			TOP TYGODNIA			TOP MIESIĄCA			TOP KONFIGURACJI			TOP KOBIET		
#	Driver	Lap	#	Driver	Lap	#	Driver	Lap	#	Driver	Lap	#	Driver	Lap
1	79 Lohse Andre .	50.156	1	Romano Franssen .	49.511	1	Romano Franssen .	49.511	1	Romano Franssen .	49.511	1	PALECZKA E.	52.523
2	104 Klek Jakub .	50.230	2	Jakub Klęk .	49.527	2	Jakub Klęk .	49.527	2	Jakub Klęk .	49.527	2	MOTZ M.	54.835
3	100 Haarbosch Rico .	50.274	3	Jakub Olechowski .	49.614	3	Jakub Olechowski .	49.614	3	Jakub Olechowski .	49.614	3	VERSCHOOR T.	55.332
4	137 puyato opnithi .	50.284	4	Mateusz Bartsch .	49.619	4	Mateusz Bartsch .	49.619	4	Mateusz Bartsch .	49.619	4	PRUCNAL K.	55.502
5	125 Kahlert Daniel .	50.301	5	Erik Berggren .	49.762	5	Erik Berggren .	49.762	5	Erik Berggren .	49.762	5	PRUCNAL K.	55.704
6	101 Papke Sebastian .	50.324	6	Dawid Chart .	49.798	6	Dawid Chart .	49.798	6	Dawid Chart .	49.798	6	PILAT K.	55.739
7	29 Neefs Peter .	50.335	7	Wojciech Stefaniuk .	49.807	7	Wojciech Stefaniuk .	49.807	7	Wojciech Stefaniuk .	49.807	7	--	00.000
8	198 Pel Artur .	50.335	8	Lorenzo Stolk .	49.818	8	Lorenzo Stolk .	49.818	8	Lorenzo Stolk .	49.818	8	--	00.000
9	94 Siese Maxi .	50.337	9	Gaal Andras .	49.831	9	Gaal Andras .	49.831	9	Gaal Andras .	49.831	9	--	00.000
10	99 Baccelleri Giovanni .	50.361	10	Lars-Ole Jenss .	49.852	10	Lars-Ole Jenss .	49.852	10	Lars-Ole Jenss .	49.852	10	--	00.000

Position **14** Kart **177 Tomza Mariusz** Best Lap **Kart 2 51.327** Date **26-07-2018**

YOUR LAPS



YOUR RESULTS

Lap	S1	S2	Lap time
1	30.208	28.602	58.810
2	24.256	28.330	52.586
3	23.891	28.243	52.134
4	23.900	28.800	52.700
5	37.957	28.089	01:06.046
6	23.666	27.958	51.624
7	23.877	27.846	51.723
8	23.600	28.214	51.814
9	23.777	27.838	51.615
10	23.627	27.755	51.382
11	23.812	27.747	51.559
12	23.679	27.832	51.511
13	23.605	27.994	51.599
14	23.856	27.670	51.526
15	23.734	27.652	51.386
16	23.780	28.433	52.213
17	23.682	27.733	51.415
18	23.749	27.578	51.327
19	23.586	27.836	51.422
20	23.649	27.726	51.375
21	23.558	27.838	51.396
22	23.664	27.737	51.401
23	23.655	28.074	51.729
24	23.659	27.996	51.655
25	23.786	27.806	51.592
IDEAL	23.558	27.578	51.136

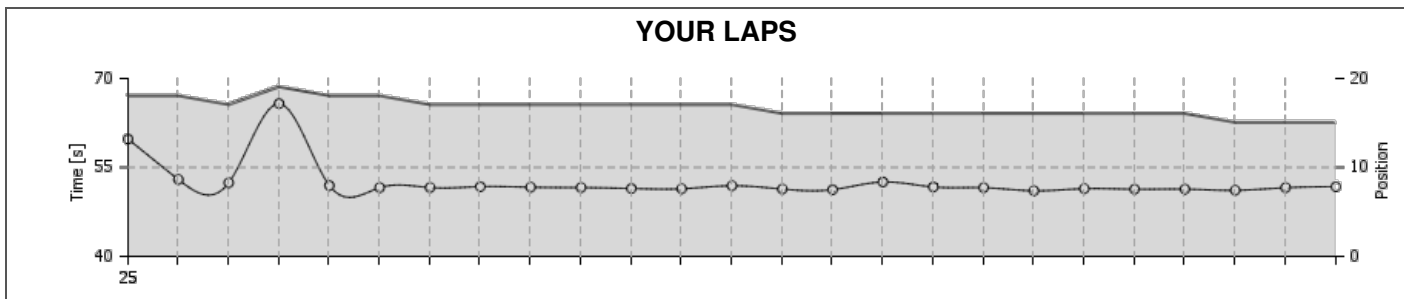
YOUR COMPETITORS

Pos	Driver	Kart	Best S1	Best S2	Best Lap	Gap
1	23 Grooten Mathias .	10	23.348	27.194	50.577	+00.000
2	12 Berggren Erik .	4	23.263	27.106	50.527	+00.232
3	195 Lencses Balint .	26	23.229	27.197	50.471	+00.971
4	63 Gelten Bram .	17	23.480	27.257	50.859	+06.330
5	93 Chart Dawid .	18	23.452	27.268	50.775	+06.655
6	189 Cagas Tomas .	16	23.509	27.266	50.882	+08.644
7	8 Haglestein Thomas .	22	23.414	27.266	50.743	+09.188
8	123 Hollink Emile .	20	23.436	27.421	51.004	+10.157
9	65 Hanhardt Martin .	11	23.526	27.380	50.984	+12.033
10	34 Sparholt Carsten .	14	23.509	27.439	50.960	+14.262
11	145 Jeczen Konrad .	12	23.406	27.344	50.849	+14.486
12	126 Grabowski Piotr .	24	23.461	27.450	51.052	+19.043
13	44 Hojczyk Dawid .	9	23.684	27.540	51.268	+21.462
14	177 Tomza Mariusz .	2	23.558	27.578	51.327	+25.663
15	173 Volanek Michal .	15	23.451	27.610	51.061	+25.967
16	117 Andrearczyk Krystian .	13	23.546	27.676	51.363	+29.409
17	56 Kraak Johnny .	21	23.712	27.818	51.618	+32.890
18	142 Balneger Nadia .	7	23.867	27.786	51.807	+37.810
19	3 Sartori Marcelo .	3	23.860	28.069	51.929	+1 LAP
THEORETICAL BEST LAP			23.229	27.106	50.335	

TRACK RECORDS

TOP DNIA			TOP TYGODNIA			TOP MIESIĄCA			TOP KONFIGURACJI			TOP KOBIEŃ		
#	Driver	Lap	#	Driver	Lap	#	Driver	Lap	#	Driver	Lap	#	Driver	Lap
1	79 Lohse Andre .	50.156	1	Romano Franssen .	49.511	1	Romano Franssen .	49.511	1	Romano Franssen .	49.511	1	PALECZKA E.	52.523
2	104 Klek Jakub .	50.230	2	Jakub Klęk .	49.527	2	Jakub Klęk .	49.527	2	Jakub Klęk .	49.527	2	MOTZ M.	54.835
3	100 Haarbosch Rico .	50.274	3	Jakub Olechowski .	49.614	3	Jakub Olechowski .	49.614	3	Jakub Olechowski .	49.614	3	VERSCHOOR T.	55.332
4	137 puyato opnithi .	50.284	4	Mateusz Bartsch .	49.619	4	Mateusz Bartsch .	49.619	4	Mateusz Bartsch .	49.619	4	PRUCNAL K.	55.502
5	125 Kahlert Daniel .	50.301	5	Erik Berggren .	49.762	5	Erik Berggren .	49.762	5	Erik Berggren .	49.762	5	PRUCNAL K.	55.704
6	101 Papke Sebastian .	50.324	6	Dawid Chart .	49.798	6	Dawid Chart .	49.798	6	Dawid Chart .	49.798	6	PILAT K.	55.739
7	29 Neefs Peter .	50.335	7	Wojciech Stefaniuk .	49.807	7	Wojciech Stefaniuk .	49.807	7	Wojciech Stefaniuk .	49.807	7	--	00.000
8	198 Pel Artur .	50.335	8	Lorenzo Stolk .	49.818	8	Lorenzo Stolk .	49.818	8	Lorenzo Stolk .	49.818	8	--	00.000
9	94 Siese Maxi .	50.337	9	Gaal Andras .	49.831	9	Gaal Andras .	49.831	9	Gaal Andras .	49.831	9	--	00.000
10	99 Baccelleri Giovanni .	50.361	10	Lars-Ole Jenss .	49.852	10	Lars-Ole Jenss .	49.852	10	Lars-Ole Jenss .	49.852	10	--	00.000

Position	Kart	Best Lap	Date
15	173 Volanek Michal	Kart 15	51.061
			26-07-2018



YOUR RESULTS

Lap	S1	S2	Lap time
1	31.397	28.396	59.793
2	24.340	28.623	52.963
3	23.925	28.479	52.404
4	37.868	27.906	01:05.774
5	24.142	27.799	51.941
6	23.795	27.793	51.588
7	23.761	27.838	51.599
8	23.739	28.021	51.760
9	23.921	27.738	51.659
10	23.669	27.927	51.596
11	23.621	27.827	51.448
12	23.618	27.777	51.395
13	23.806	28.101	51.907
14	23.710	27.635	51.345
15	23.623	27.626	51.249
16	23.593	28.952	52.545
17	23.803	27.898	51.701
18	23.753	27.829	51.582
19	23.451	27.610	51.061
20	23.652	27.761	51.413
21	23.699	27.621	51.320
22	23.640	27.696	51.336
23	23.504	27.631	51.135
24	23.739	27.839	51.578
25	24.073	27.679	51.752
IDEAL	23.451	27.610	51.061

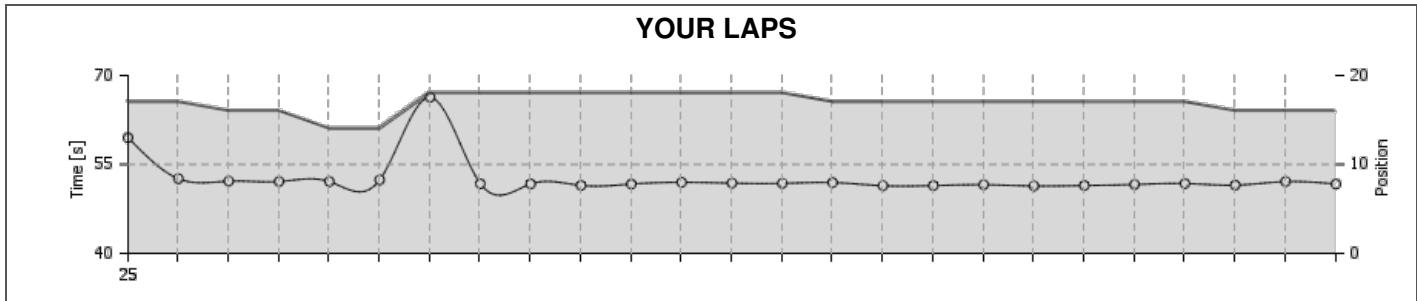
YOUR COMPETITORS

Pos	Driver	Kart	Best S1	Best S2	Best Lap	Gap
1	23 Grooten Mathias .	10	23.348	27.194	50.577	+00.000
2	12 Berggren Erik .	4	23.263	27.106	50.527	+00.232
3	195 Lencses Balint .	26	23.229	27.197	50.471	+00.971
4	63 Gelten Bram .	17	23.480	27.257	50.859	+06.330
5	93 Chart Dawid .	18	23.452	27.268	50.775	+06.655
6	189 Cagas Tomas .	16	23.509	27.266	50.882	+08.644
7	8 Haglestein Thomas .	22	23.414	27.266	50.743	+09.188
8	123 Hollink Emile .	20	23.436	27.421	51.004	+10.157
9	65 Hanhardt Martin .	11	23.526	27.380	50.984	+12.033
10	34 Sparholt Carsten .	14	23.509	27.439	50.960	+14.262
11	145 Jeczen Konrad .	12	23.406	27.344	50.849	+14.486
12	126 Grabowski Piotr .	24	23.461	27.450	51.052	+19.043
13	44 Hojczyk Dawid .	9	23.684	27.540	51.268	+21.462
14	177 Tomza Mariusz .	2	23.558	27.578	51.327	+25.663
15	173 Volanek Michal .	15	23.451	27.610	51.061	+25.967
16	117 Andrearczyk Krystian .	13	23.546	27.676	51.363	+29.409
17	56 Kraak Johnny .	21	23.712	27.818	51.618	+32.890
18	142 Balneger Nadia .	7	23.867	27.786	51.807	+37.810
19	3 Sartori Marcelo .	3	23.860	28.069	51.929	+1 LAP
THEORETICAL BEST LAP			23.229	27.106	50.335	

TRACK RECORDS

TOP DNIA			TOP TYGODNIA			TOP MIESIĄCA			TOP KONFIGURACJI			TOP KOBIET		
#	Driver	Lap	#	Driver	Lap	#	Driver	Lap	#	Driver	Lap	#	Driver	Lap
1	79 Lohse Andre .	50.156	1	Romano Franssen .	49.511	1	Romano Franssen .	49.511	1	Romano Franssen .	49.511	1	PALECZKA E.	52.523
2	104 Klek Jakub .	50.230	2	Jakub Klęk .	49.527	2	Jakub Klęk .	49.527	2	Jakub Klęk .	49.527	2	MOTZ M.	54.835
3	100 Haarbosch Rico .	50.274	3	Jakub Olechowski .	49.614	3	Jakub Olechowski .	49.614	3	Jakub Olechowski .	49.614	3	VERSCHOOR T.	55.332
4	137 puyato opnithi .	50.284	4	Mateusz Bartsch .	49.619	4	Mateusz Bartsch .	49.619	4	Mateusz Bartsch .	49.619	4	PRUCNAL K.	55.502
5	125 Kahlert Daniel .	50.301	5	Erik Berggren .	49.762	5	Erik Berggren .	49.762	5	Erik Berggren .	49.762	5	PRUCNAL K.	55.704
6	101 Papke Sebastian .	50.324	6	Dawid Chart .	49.798	6	Dawid Chart .	49.798	6	Dawid Chart .	49.798	6	PILAT K.	55.739
7	29 Neefs Peter .	50.335	7	Wojciech Stefaniuk .	49.807	7	Wojciech Stefaniuk .	49.807	7	Wojciech Stefaniuk .	49.807	7	---	00.000
8	198 Pel Artur .	50.335	8	Lorenzo Stolk .	49.818	8	Lorenzo Stolk .	49.818	8	Lorenzo Stolk .	49.818	8	---	00.000
9	94 Siese Maxi .	50.337	9	Gaal Andras .	49.831	9	Gaal Andras .	49.831	9	Gaal Andras .	49.831	9	---	00.000
10	99 Baccelleri Giovanni .	50.361	10	Lars-Ole Jenss .	49.852	10	Lars-Ole Jenss .	49.852	10	Lars-Ole Jenss .	49.852	10	---	00.000

Position	Kart	Best Lap	Date
16	Kart 13	51.363	26-07-2018
117 Andrearczyk Krystian			



YOUR RESULTS

Lap	S1	S2	Lap time
1	30.990	28.530	59.520
2	24.366	28.220	52.586
3	24.085	28.089	52.174
4	24.091	28.022	52.113
5	24.250	27.860	52.110
6	23.853	28.533	52.386
7	38.439	27.893	01:06.332
8	24.018	27.731	51.749
9	23.831	27.880	51.711
10	23.735	27.715	51.450
11	23.843	27.846	51.689
12	23.967	28.018	51.985
13	23.885	27.955	51.840
14	24.037	27.765	51.802
15	23.955	27.987	51.942
16	23.666	27.737	51.403
17	23.752	27.676	51.428
18	23.833	27.740	51.573
19	23.588	27.775	51.363
20	23.693	27.744	51.437
21	23.546	28.063	51.609
22	23.995	27.785	51.780
23	23.679	27.825	51.504
24	23.552	28.549	52.101
25	23.978	27.721	51.699
IDEAL	23.546	27.676	51.222

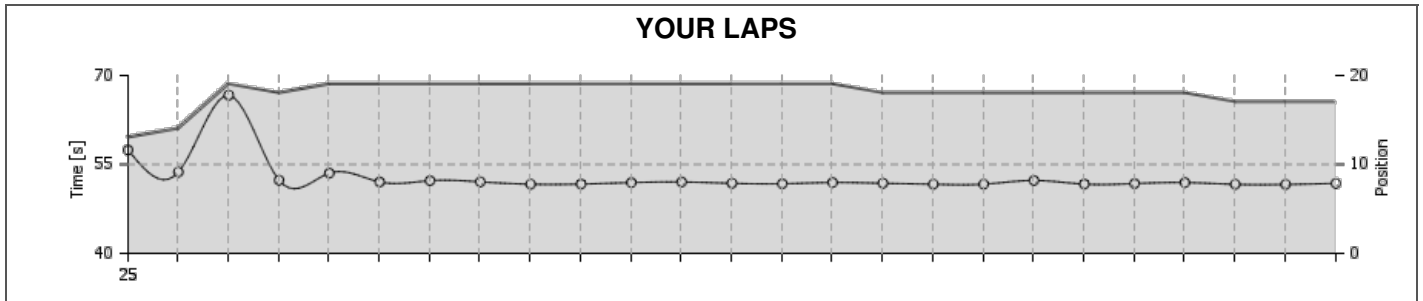
YOUR COMPETITORS

Pos	Driver	Kart	Best S1	Best S2	Best Lap	Gap
1	23 Grooten Mathias .	10	23.348	27.194	50.577	+00.000
2	12 Berggren Erik .	4	23.263	27.106	50.527	+00.232
3	195 Lencses Balint .	26	23.229	27.197	50.471	+00.971
4	63 Gelten Bram .	17	23.480	27.257	50.859	+06.330
5	93 Chart Dawid .	18	23.452	27.268	50.775	+06.655
6	189 Cagas Tomas .	16	23.509	27.266	50.882	+08.644
7	8 Haglestein Thomas .	22	23.414	27.266	50.743	+09.188
8	123 Hollink Emile .	20	23.436	27.421	51.004	+10.157
9	65 Hanhardt Martin .	11	23.526	27.380	50.984	+12.033
10	34 Sparholt Carsten .	14	23.509	27.439	50.960	+14.262
11	145 Jeczen Konrad .	12	23.406	27.344	50.849	+14.486
12	126 Grabowski Piotr .	24	23.461	27.450	51.052	+19.043
13	44 Hojczyk Dawid .	9	23.684	27.540	51.268	+21.462
14	177 Tomza Mariusz .	2	23.558	27.578	51.327	+25.663
15	173 Volanek Michal .	15	23.451	27.610	51.061	+25.967
16	117 Andrearczyk Krystian .	13	23.546	27.676	51.363	+29.409
17	56 Kraak Johnny .	21	23.712	27.818	51.618	+32.890
18	142 Balneger Nadia .	7	23.867	27.786	51.807	+37.810
19	3 Sartori Marcelo .	3	23.860	28.069	51.929	+1 LAP
THEORETICAL BEST LAP			23.229	27.106	50.335	

TRACK RECORDS

TOP DNIA			TOP TYGODNIA			TOP MIESIĄCA			TOP KONFIGURACJI			TOP KOBIEŃ		
#	Driver	Lap	#	Driver	Lap	#	Driver	Lap	#	Driver	Lap	#	Driver	Lap
1	79 Lohse Andre .	50.156	1	Romano Franssen .	49.511	1	Romano Franssen .	49.511	1	PALECZKA E.	52.523	1	PALECZKA E.	52.523
2	104 Klek Jakub .	50.230	2	Jakub Klęk .	49.527	2	Jakub Klęk .	49.527	2	Jakub Klęk .	49.527	2	MOTZ M.	54.835
3	100 Haarbosch Rico .	50.274	3	Jakub Olechowski .	49.614	3	Jakub Olechowski .	49.614	3	Jakub Olechowski .	49.614	3	VERSCHOOR T.	55.332
4	137 puyato oprnithi .	50.284	4	Mateusz Bartsch .	49.619	4	Mateusz Bartsch .	49.619	4	Mateusz Bartsch .	49.619	4	PRUCNAL K.	55.502
5	125 Kahlert Daniel .	50.301	5	Erik Berggren .	49.762	5	Erik Berggren .	49.762	5	Erik Berggren .	49.762	5	PRUCNAL K.	55.704
6	101 Papke Sebastian .	50.324	6	Dawid Chart .	49.798	6	Dawid Chart .	49.798	6	Dawid Chart .	49.798	6	PILAT K.	55.739
7	29 Neefs Peter .	50.335	7	Wojciech Stefaniuk .	49.807	7	Wojciech Stefaniuk .	49.807	7	Wojciech Stefaniuk .	49.807	7	---	00.000
8	198 Pel Artur .	50.335	8	Lorenzo Stolk .	49.818	8	Lorenzo Stolk .	49.818	8	Lorenzo Stolk .	49.818	8	---	00.000
9	94 Siese Maxi .	50.337	9	Gaal Andras .	49.831	9	Gaal Andras .	49.831	9	Gaal Andras .	49.831	9	---	00.000
10	99 Baccelleri Giovanni .	50.361	10	Lars-Ole Jenss .	49.852	10	Lars-Ole Jenss .	49.852	10	Lars-Ole Jenss .	49.852	10	---	00.000

Position	Kart	Best Lap	Date
17	56 Kraak Johnny	Kart 21	51.618
			26-07-2018



YOUR RESULTS

Lap	S1	S2	Lap time
1	29.185	28.258	57.443
2	24.795	28.914	53.709
3	38.422	28.242	01:06.664
4	24.059	28.281	52.340
5	25.391	28.142	53.533
6	23.783	28.257	52.040
7	24.136	28.127	52.263
8	23.934	28.125	52.059
9	23.819	27.842	51.661
10	23.720	27.964	51.684
11	23.846	28.093	51.939
12	23.998	28.045	52.043
13	23.865	27.946	51.811
14	23.924	27.818	51.742
15	23.905	28.047	51.952
16	23.757	28.061	51.818
17	23.809	27.849	51.658
18	23.752	27.915	51.667
19	23.888	28.407	52.295
20	23.798	27.881	51.679
21	23.772	27.999	51.771
22	23.889	28.054	51.943
23	23.767	27.869	51.636
24	23.712	27.906	51.618
25	23.803	27.996	51.799
IDEAL	23.712	27.818	51.530

YOUR COMPETITORS

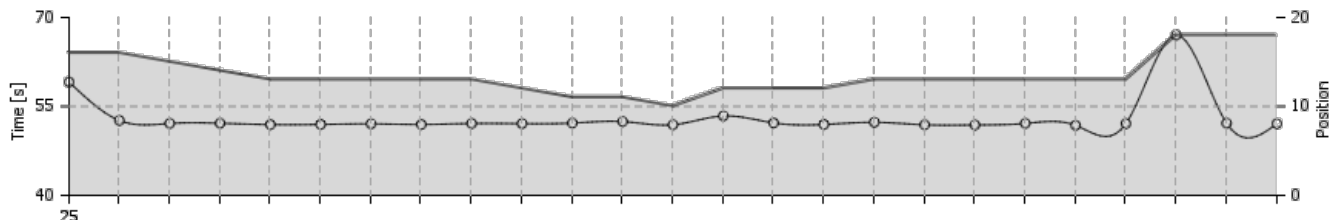
Pos	Driver	Kart	Best S1	Best S2	Best Lap	Gap
1	23 Grooten Mathias .	10	23.348	27.194	50.577	+00.000
2	12 Berggren Erik .	4	23.263	27.106	50.527	+00.232
3	195 Lencses Balint .	26	23.229	27.197	50.471	+00.971
4	63 Gelten Bram .	17	23.480	27.257	50.859	+06.330
5	93 Chart Dawid .	18	23.452	27.268	50.775	+06.655
6	189 Cagas Tomas .	16	23.509	27.266	50.882	+08.644
7	8 Haglestein Thomas .	22	23.414	27.266	50.743	+09.188
8	123 Hollink Emile .	20	23.436	27.421	51.004	+10.157
9	65 Hanhardt Martin .	11	23.526	27.380	50.984	+12.033
10	34 Sparholt Carsten .	14	23.509	27.439	50.960	+14.262
11	145 Jeczen Konrad .	12	23.406	27.344	50.849	+14.486
12	126 Grabowski Piotr .	24	23.461	27.450	51.052	+19.043
13	44 Hojczyk Dawid .	9	23.684	27.540	51.268	+21.462
14	177 Tomza Mariusz .	2	23.558	27.578	51.327	+25.663
15	173 Volanek Michal .	15	23.451	27.610	51.061	+25.967
16	117 Andrearczyk Krystian .	13	23.546	27.676	51.363	+29.409
17	56 Kraak Johnny .	21	23.712	27.818	51.618	+32.890
18	142 Balneger Nadia .	7	23.867	27.786	51.807	+37.810
19	3 Sartori Marcelo .	3	23.860	28.069	51.929	+1 LAP
THEORETICAL BEST LAP			23.229	27.106	50.335	

TRACK RECORDS

TOP DNIA			TOP TYGODNIA			TOP MIESIĄCA			TOP KONFIGURACJI			TOP KOBIECI		
#	Driver	Lap	#	Driver	Lap	#	Driver	Lap	#	Driver	Lap	#	Driver	Lap
1	79 Lohse Andre .	50.156	1	Romano Franssen .	49.511	1	Romano Franssen .	49.511	1	Romano Franssen .	49.511	1	PALECZKA E.	52.523
2	104 Klek Jakub .	50.230	2	Jakub Kłęk .	49.527	2	Jakub Kłęk .	49.527	2	Jakub Kłęk .	49.527	2	MOTZ M.	54.835
3	100 Haarbosch Rico .	50.274	3	Jakub Olechowski .	49.614	3	Jakub Olechowski .	49.614	3	Jakub Olechowski .	49.614	3	VERSCHOOR T.	55.332
4	137 puyato opnithi .	50.284	4	Mateusz Bartsch .	49.619	4	Mateusz Bartsch .	49.619	4	Mateusz Bartsch .	49.619	4	PRUCNAL K.	55.502
5	125 Kahlert Daniel .	50.301	5	Erik Berggren .	49.762	5	Erik Berggren .	49.762	5	Erik Berggren .	49.762	5	PRUCNAL K.	55.704
6	101 Papke Sebastian .	50.324	6	Dawid Chart .	49.798	6	Dawid Chart .	49.798	6	Dawid Chart .	49.798	6	PILAT K.	55.739
7	29 Neefs Peter .	50.335	7	Wojciech Stefaniuk .	49.807	7	Wojciech Stefaniuk .	49.807	7	Wojciech Stefaniuk .	49.807	7	--	00.000
8	198 Pel Artur .	50.335	8	Lorenzo Stolk .	49.818	8	Lorenzo Stolk .	49.818	8	Lorenzo Stolk .	49.818	8	--	00.000
9	94 Siese Maxi .	50.337	9	Gaal Andras .	49.831	9	Gaal Andras .	49.831	9	Gaal Andras .	49.831	9	--	00.000
10	99 Baccelleri Giovanni .	50.361	10	Lars-Ole Jenss .	49.852	10	Lars-Ole Jenss .	49.852	10	Lars-Ole Jenss .	49.852	10	--	00.000

Position **18** Kart **142 Balneger Nadia** Best Lap **Kart 7 51.807** Date **26-07-2018**

YOUR LAPS



YOUR RESULTS

Lap	S1	S2	Lap time
1	30.566	28.552	59.118
2	24.270	28.360	52.630
3	24.056	28.069	52.125
4	23.969	28.190	52.159
5	23.978	27.959	51.937
6	24.024	27.936	51.960
7	24.056	28.002	52.058
8	23.971	27.989	51.960
9	24.330	27.786	52.116
10	24.157	27.935	52.092
11	24.069	28.122	52.191
12	24.229	28.217	52.446
13	23.980	27.925	51.905
14	24.557	28.832	53.389
15	23.961	28.259	52.220
16	24.106	27.847	51.953
17	23.915	28.400	52.315
18	23.937	27.965	51.902
19	24.007	27.860	51.867
20	24.123	28.007	52.130
21	23.925	27.882	51.807
22	23.867	28.237	52.104
23	38.737	28.306	01:07.043
24	24.069	28.100	52.169
25	24.047	28.044	52.091
IDEAL	23.867	27.786	51.653

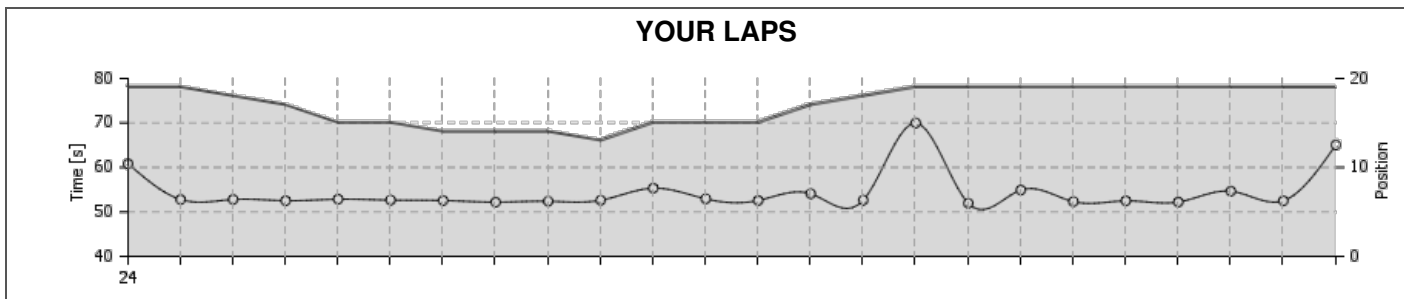
YOUR COMPETITORS

Pos	Driver	Kart	Best S1	Best S2	Best Lap	Gap
1	23 Grooten Mathias .	10	23.348	27.194	50.577	+00.000
2	12 Berggren Erik .	4	23.263	27.106	50.527	+00.232
3	195 Lencses Balint .	26	23.229	27.197	50.471	+00.971
4	63 Gelten Bram .	17	23.480	27.257	50.859	+06.330
5	93 Chart Dawid .	18	23.452	27.268	50.775	+06.655
6	189 Cagas Tomas .	16	23.509	27.266	50.882	+08.644
7	8 Haglestein Thomas .	22	23.414	27.266	50.743	+09.188
8	123 Hollink Emile .	20	23.436	27.421	51.004	+10.157
9	65 Hanhardt Martin .	11	23.526	27.380	50.984	+12.033
10	34 Sparholt Carsten .	14	23.509	27.439	50.960	+14.262
11	145 Jeczen Konrad .	12	23.406	27.344	50.849	+14.486
12	126 Grabowski Piotr .	24	23.461	27.450	51.052	+19.043
13	44 Hojczyk Dawid .	9	23.684	27.540	51.268	+21.462
14	177 Tomza Mariusz .	2	23.558	27.578	51.327	+25.663
15	173 Volanek Michal .	15	23.451	27.610	51.061	+25.967
16	117 Andrearczyk Krystian .	13	23.546	27.676	51.363	+29.409
17	56 Kraak Johnny .	21	23.712	27.818	51.618	+32.890
18	142 Balneger Nadia .	7	23.867	27.786	51.807	+37.810
19	3 Sartori Marcelo .	3	23.860	28.069	51.929	+1 LAP
THEORETICAL BEST LAP			23.229	27.106	50.335	

TRACK RECORDS

TOP DNIA			TOP TYGODNIA			TOP MIESIĄCA			TOP KONFIGURACJI			TOP KOBIEŃ		
#	Driver	Lap	#	Driver	Lap	#	Driver	Lap	#	Driver	Lap	#	Driver	Lap
1	79 Lohse Andre .	50.156	1	Romano Franssen .	49.511	1	Romano Franssen .	49.511	1	Romano Franssen .	49.511	1	PALECZKA E.	52.523
2	104 Klek Jakub .	50.230	2	Jakub Klęk .	49.527	2	Jakub Klęk .	49.527	2	Jakub Klęk .	49.527	2	MOTZ M.	54.835
3	100 Haarbosch Rico .	50.274	3	Jakub Olechowski .	49.614	3	Jakub Olechowski .	49.614	3	Jakub Olechowski .	49.614	3	VERSCHOOR T.	55.332
4	137 puyato oprnithi .	50.284	4	Mateusz Bartsch .	49.619	4	Mateusz Bartsch .	49.619	4	Mateusz Bartsch .	49.619	4	PRUCNAL K.	55.502
5	125 Kahlert Daniel .	50.301	5	Erik Berggren .	49.762	5	Erik Berggren .	49.762	5	Erik Berggren .	49.762	5	PRUCNAL K.	55.704
6	101 Papke Sebastian .	50.324	6	Dawid Chart .	49.798	6	Dawid Chart .	49.798	6	Dawid Chart .	49.798	6	PILAT K.	55.739
7	29 Neefs Peter .	50.335	7	Wojciech Stefaniuk .	49.807	7	Wojciech Stefaniuk .	49.807	7	Wojciech Stefaniuk .	49.807	7	---	00.000
8	198 Pel Artur .	50.335	8	Lorenzo Stolk .	49.818	8	Lorenzo Stolk .	49.818	8	Lorenzo Stolk .	49.818	8	---	00.000
9	94 Siese Maxi .	50.337	9	Gaal Andras .	49.831	9	Gaal Andras .	49.831	9	Gaal Andras .	49.831	9	---	00.000
10	99 Baccelleri Giovanni .	50.361	10	Lars-Ole Jenss .	49.852	10	Lars-Ole Jenss .	49.852	10	Lars-Ole Jenss .	49.852	10	---	00.000

Position	Kart	Best Lap	Date
19	3 Sartori Marcelo	51.929	26-07-2018



YOUR RESULTS

Lap	S1	S2	Lap time
1	32.516	28.323	01:00.839
2	24.363	28.425	52.788
3	24.294	28.499	52.793
4	24.131	28.385	52.516
5	24.186	28.669	52.855
6	24.165	28.481	52.646
7	24.183	28.375	52.558
8	24.038	28.159	52.197
9	24.038	28.351	52.389
10	24.151	28.462	52.613
11	24.295	31.035	55.330
12	24.457	28.471	52.928
13	24.161	28.403	52.564
14	25.940	28.132	54.072
15	23.971	28.664	52.635
16	41.730	28.261	01:09.991
17	23.860	28.069	51.929
18	26.702	28.218	54.920
19	24.034	28.270	52.304
20	24.191	28.296	52.487
21	24.038	28.178	52.216
22	26.422	28.239	54.661
23	24.261	28.244	52.505
24	35.776	29.304	01:05.080
IDEAL	23.860	28.069	51.929

YOUR COMPETITORS

Pos	Driver	Kart	Best S1	Best S2	Best Lap	Gap
1	23 Grooten Mathias .	10	23.348	27.194	50.577	+00.000
2	12 Berggren Erik .	4	23.263	27.106	50.527	+00.232
3	195 Lencses Balint .	26	23.229	27.197	50.471	+00.971
4	63 Gelten Bram .	17	23.480	27.257	50.859	+06.330
5	93 Chart Dawid .	18	23.452	27.268	50.775	+06.655
6	189 Cagas Tomas .	16	23.509	27.266	50.882	+08.644
7	8 Haglestein Thomas .	22	23.414	27.266	50.743	+09.188
8	123 Hollink Emile .	20	23.436	27.421	51.004	+10.157
9	65 Hanhardt Martin .	11	23.526	27.380	50.984	+12.033
10	34 Sparholt Carsten .	14	23.509	27.439	50.960	+14.262
11	145 Jeczen Konrad .	12	23.406	27.344	50.849	+14.486
12	126 Grabowski Piotr .	24	23.461	27.450	51.052	+19.043
13	44 Hojczyk Dawid .	9	23.684	27.540	51.268	+21.462
14	177 Tomza Mariusz .	2	23.558	27.578	51.327	+25.663
15	173 Volanek Michal .	15	23.451	27.610	51.061	+25.967
16	117 Andrearczyk Krystian .	13	23.546	27.676	51.363	+29.409
17	56 Kraak Johnny .	21	23.712	27.818	51.618	+32.890
18	142 Balneger Nadia .	7	23.867	27.786	51.807	+37.810
19	3 Sartori Marcelo .	3	23.860	28.069	51.929	+1 LAP
THEORETICAL BEST LAP			23.229	27.106	50.335	

TRACK RECORDS

TOP DNIA			TOP TYGODNIA			TOP MIESIĄCA			TOP KONFIGURACJI			TOP KOBIET		
#	Driver	Lap	#	Driver	Lap	#	Driver	Lap	#	Driver	Lap	#	Driver	Lap
1	79 Lohse Andre .	50.156	1	Romano Franssen .	49.511	1	Romano Franssen .	49.511	1	Romano Franssen .	49.511	1	PALECZKA E.	52.523
2	104 Klek Jakub .	50.230	2	Jakub Klęk .	49.527	2	Jakub Klęk .	49.527	2	Jakub Klęk .	49.527	2	MOTZ M.	54.835
3	100 Haarbosch Rico .	50.274	3	Jakub Olechowski .	49.614	3	Jakub Olechowski .	49.614	3	Jakub Olechowski .	49.614	3	VERSCHOOR T.	55.332
4	137 puyato oprnithi .	50.284	4	Mateusz Bartsch .	49.619	4	Mateusz Bartsch .	49.619	4	Mateusz Bartsch .	49.619	4	PRUCNAL K.	55.502
5	125 Kahler Daniel .	50.301	5	Erik Berggren .	49.762	5	Erik Berggren .	49.762	5	Erik Berggren .	49.762	5	PRUCNAL K.	55.704
6	101 Papke Sebastian .	50.324	6	Dawid Chart .	49.798	6	Dawid Chart .	49.798	6	Dawid Chart .	49.798	6	PILAT K.	55.739
7	29 Neefs Peter .	50.335	7	Wojciech Stefaniuk .	49.807	7	Wojciech Stefaniuk .	49.807	7	Wojciech Stefaniuk .	49.807	7	---	00.000
8	198 Pel Artur .	50.335	8	Lorenzo Stolk .	49.818	8	Lorenzo Stolk .	49.818	8	Lorenzo Stolk .	49.818	8	---	00.000
9	94 Siese Maxi .	50.337	9	Gaal Andras .	49.831	9	Gaal Andras .	49.831	9	Gaal Andras .	49.831	9	---	00.000
10	99 Baccelleri Giovanni .	50.361	10	Lars-Ole Jenss .	49.852	10	Lars-Ole Jenss .	49.852	10	Lars-Ole Jenss .	49.852	10	---	00.000