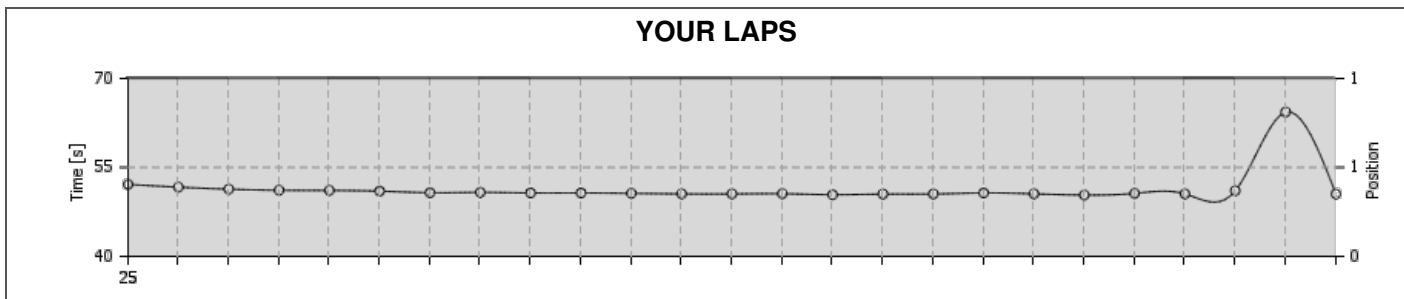


| Position | Driver | Kart | Best Lap | Date |
|----------|-----------------------|---------------|---------------|------------|
| 1 | 29 Neefs Peter | Kart 6 | 50.335 | 27-07-2018 |



YOUR RESULTS

| Lap | S1 | S2 | Lap time |
|--------------|---------------|---------------|---------------|
| 1 | 24.019 | 28.120 | 52.139 |
| 2 | 23.998 | 27.675 | 51.673 |
| 3 | 23.789 | 27.542 | 51.331 |
| 4 | 23.631 | 27.516 | 51.147 |
| 5 | 23.649 | 27.471 | 51.120 |
| 6 | 23.568 | 27.432 | 51.000 |
| 7 | 23.456 | 27.278 | 50.734 |
| 8 | 23.556 | 27.231 | 50.787 |
| 9 | 23.474 | 27.221 | 50.695 |
| 10 | 23.474 | 27.216 | 50.690 |
| 11 | 23.436 | 27.190 | 50.626 |
| 12 | 23.374 | 27.166 | 50.540 |
| 13 | 23.353 | 27.179 | 50.532 |
| 14 | 23.422 | 27.146 | 50.568 |
| 15 | 23.332 | 27.066 | 50.398 |
| 16 | 23.330 | 27.171 | 50.501 |
| 17 | 23.395 | 27.126 | 50.521 |
| 18 | 23.334 | 27.366 | 50.700 |
| 19 | 23.376 | 27.171 | 50.547 |
| 20 | 23.278 | 27.057 | 50.335 |
| 21 | 23.467 | 27.150 | 50.617 |
| 22 | 23.445 | 27.091 | 50.536 |
| 23 | 23.480 | 27.575 | 51.055 |
| 24 | 37.170 | 27.161 | 01:04.331 |
| 25 | 23.374 | 27.155 | 50.529 |
| IDEAL | 23.278 | 27.057 | 50.335 |

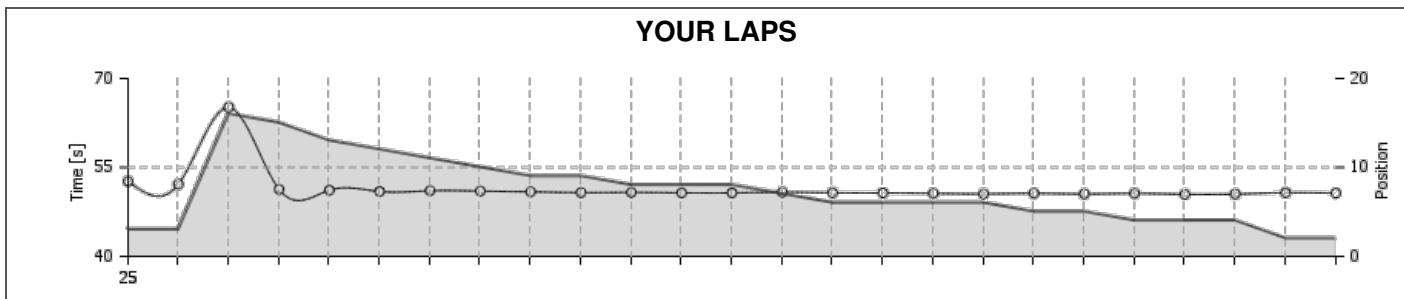
YOUR COMPETITORS

| Pos | Driver | Kart | Best S1 | Best S2 | Best Lap | Gap |
|-----------------------------|--------------------------|------|---------------|---------------|---------------|---------|
| 1 | 29 Neefs Peter . | 6 | 23.278 | 27.057 | 50.335 | +00.000 |
| 2 | 66 Holler Dennis . | 21 | 23.340 | 27.097 | 50.463 | +03.157 |
| 3 | 38 Logan Sougne . | 3 | 23.326 | 27.018 | 50.377 | +03.488 |
| 4 | 143 Kolodziej Pawel . | 16 | 23.297 | 27.181 | 50.568 | +05.348 |
| 5 | 150 Nieroda Patryk . | 20 | 23.404 | 27.190 | 50.594 | +10.040 |
| 6 | 110 Mikolaj Pel . | 11 | 23.382 | 27.124 | 50.528 | +10.314 |
| 7 | 4 Soneson Hans . | 13 | 23.452 | 27.285 | 50.915 | +13.881 |
| 8 | 123 Hollink Emile . | 14 | 23.477 | 27.456 | 51.015 | +15.141 |
| 9 | 27 DEGAIGNE Arnaud . | 26 | 23.419 | 27.125 | 50.647 | +15.513 |
| 10 | 96 Zaluski Karol . | 18 | 23.626 | 27.353 | 51.040 | +19.456 |
| 11 | 53 Gomez Sandra . | 7 | 23.478 | 27.467 | 50.987 | +20.207 |
| 12 | 41 Krawczak Robert . | 15 | 23.595 | 27.574 | 51.175 | +23.256 |
| 13 | 13 Bergiel Maksymilian . | 22 | 23.420 | 27.387 | 50.847 | +23.453 |
| 14 | 83 Raczynski Alan . | 17 | 23.600 | 27.539 | 51.162 | +25.715 |
| 15 | 2 Frackowiak Pawel . | 24 | 23.572 | 27.475 | 51.365 | +29.961 |
| 16 | 3 Sartori Marcelo . | 9 | 23.822 | 27.687 | 51.648 | +36.724 |
| 17 | 170 Rudek Krzysztof . | 12 | 23.543 | 27.412 | 50.999 | +37.073 |
| THEORETICAL BEST LAP | | | 23.278 | 27.018 | 50.296 | |

TRACK RECORDS

| TOP DNIA | | | TOP TYGODNIA | | | TOP MIESIĄCA | | | TOP KONFIGURACJI | | | TOP KOBIET | | |
|----------|--------------------------|--------|--------------|----------------------|--------|--------------|----------------------|--------|------------------|----------------------|--------|------------|--------------|--------|
| # | Driver | Lap | # | Driver | Lap | # | Driver | Lap | # | Driver | Lap | # | Driver | Lap |
| 1 | 79 Lohse Andre . | 50.156 | 1 | Romano Franssen . | 49.511 | 1 | Romano Franssen . | 49.511 | 1 | Romano Franssen . | 49.511 | 1 | PALECZKA E. | 52.523 |
| 2 | 104 Klek Jakub . | 50.230 | 2 | Jakub Klęk . | 49.527 | 2 | Jakub Klęk . | 49.527 | 2 | Jakub Klęk . | 49.527 | 2 | MOTZ M. | 54.835 |
| 3 | 100 Haarbosch Rico . | 50.274 | 3 | Jakub Olechowski . | 49.614 | 3 | Jakub Olechowski . | 49.614 | 3 | Jakub Olechowski . | 49.614 | 3 | VERSCHOOR T. | 55.332 |
| 4 | 137 puyato opnithi . | 50.284 | 4 | Mateusz Bartsch . | 49.619 | 4 | Mateusz Bartsch . | 49.619 | 4 | Mateusz Bartsch . | 49.619 | 4 | PRUCNAL K. | 55.502 |
| 5 | 125 Kahlert Daniel . | 50.301 | 5 | Erik Berggren . | 49.762 | 5 | Erik Berggren . | 49.762 | 5 | Erik Berggren . | 49.762 | 5 | PRUCNAL K. | 55.704 |
| 6 | 101 Papke Sebastian . | 50.324 | 6 | Dawid Chart . | 49.798 | 6 | Dawid Chart . | 49.798 | 6 | Dawid Chart . | 49.798 | 6 | PILAT K. | 55.739 |
| 7 | 198 Pel Artur . | 50.335 | 7 | Wojciech Stefaniuk . | 49.807 | 7 | Wojciech Stefaniuk . | 49.807 | 7 | Wojciech Stefaniuk . | 49.807 | 7 | --- | 00.000 |
| 8 | 29 Neefs Peter . | 50.335 | 8 | Lorenzo Stolk . | 49.818 | 8 | Lorenzo Stolk . | 49.818 | 8 | Lorenzo Stolk . | 49.818 | 8 | --- | 00.000 |
| 9 | 94 Siese Maxi . | 50.337 | 9 | Gaal Andras . | 49.831 | 9 | Gaal Andras . | 49.831 | 9 | Gaal Andras . | 49.831 | 9 | --- | 00.000 |
| 10 | 99 Baccelleri Giovanni . | 50.361 | 10 | Lars-Ole Jenss . | 49.852 | 10 | Lars-Ole Jenss . | 49.852 | 10 | Lars-Ole Jenss . | 49.852 | 10 | --- | 00.000 |

| | | | |
|----------|-------------------------|---------------|------------|
| Position | Kart | Best Lap | Date |
| 2 | 66 Holler Dennis | 50.463 | 27-07-2018 |



YOUR RESULTS

| Lap | S1 | S2 | Lap time |
|--------------|---------------|---------------|---------------|
| 1 | 24.649 | 28.001 | 52.650 |
| 2 | 24.017 | 28.150 | 52.167 |
| 3 | 37.387 | 27.753 | 01:05.140 |
| 4 | 23.770 | 27.526 | 51.296 |
| 5 | 23.661 | 27.496 | 51.157 |
| 6 | 23.665 | 27.273 | 50.938 |
| 7 | 23.712 | 27.354 | 51.066 |
| 8 | 23.800 | 27.213 | 51.013 |
| 9 | 23.491 | 27.393 | 50.884 |
| 10 | 23.548 | 27.199 | 50.747 |
| 11 | 23.437 | 27.345 | 50.782 |
| 12 | 23.414 | 27.302 | 50.716 |
| 13 | 23.485 | 27.221 | 50.706 |
| 14 | 23.456 | 27.365 | 50.821 |
| 15 | 23.497 | 27.233 | 50.730 |
| 16 | 23.445 | 27.247 | 50.692 |
| 17 | 23.404 | 27.213 | 50.617 |
| 18 | 23.389 | 27.148 | 50.537 |
| 19 | 23.397 | 27.230 | 50.627 |
| 20 | 23.419 | 27.106 | 50.525 |
| 21 | 23.409 | 27.212 | 50.621 |
| 22 | 23.340 | 27.123 | 50.463 |
| 23 | 23.406 | 27.097 | 50.503 |
| 24 | 23.488 | 27.248 | 50.736 |
| 25 | 23.432 | 27.243 | 50.675 |
| IDEAL | 23.340 | 27.097 | 50.437 |

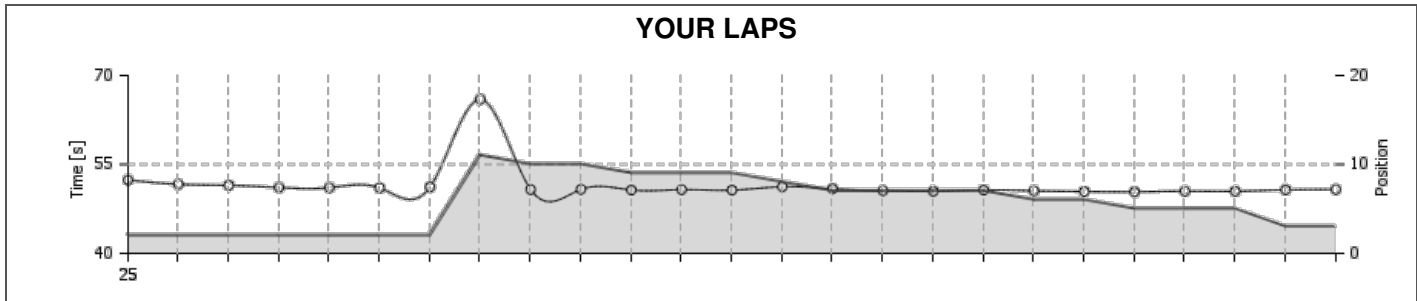
YOUR COMPETITORS

| Pos | Driver | Kart | Best S1 | Best S2 | Best Lap | Gap |
|-----------------------------|--------------------------|------|---------------|---------------|---------------|---------|
| 1 | 29 Neefs Peter . | 6 | 23.278 | 27.057 | 50.335 | +00.000 |
| 2 | 66 Holler Dennis . | 21 | 23.340 | 27.097 | 50.463 | +03.157 |
| 3 | 38 Logan Sougne . | 3 | 23.326 | 27.018 | 50.377 | +03.488 |
| 4 | 143 Kolodziej Pawel . | 16 | 23.297 | 27.181 | 50.568 | +05.348 |
| 5 | 150 Nieroda Patryk . | 20 | 23.404 | 27.190 | 50.594 | +10.040 |
| 6 | 110 Mikolaj Pel . | 11 | 23.382 | 27.124 | 50.528 | +10.314 |
| 7 | 4 Soneson Hans . | 13 | 23.452 | 27.285 | 50.915 | +13.881 |
| 8 | 123 Hollink Emile . | 14 | 23.477 | 27.456 | 51.015 | +15.141 |
| 9 | 27 DEGAIGNE Arnaud . | 26 | 23.419 | 27.125 | 50.647 | +15.513 |
| 10 | 96 Zaluski Karol . | 18 | 23.626 | 27.353 | 51.040 | +19.456 |
| 11 | 53 Gomez Sandra . | 7 | 23.478 | 27.467 | 50.987 | +20.207 |
| 12 | 41 Krawczak Robert . | 15 | 23.595 | 27.574 | 51.175 | +23.256 |
| 13 | 13 Bergiel Maksymilian . | 22 | 23.420 | 27.387 | 50.847 | +23.453 |
| 14 | 83 Raczynski Alan . | 17 | 23.600 | 27.539 | 51.162 | +25.715 |
| 15 | 2 Frackowiak Pawel . | 24 | 23.572 | 27.475 | 51.365 | +29.961 |
| 16 | 3 Sartori Marcelo . | 9 | 23.822 | 27.687 | 51.648 | +36.724 |
| 17 | 170 Rudek Krzysztof . | 12 | 23.543 | 27.412 | 50.999 | +37.073 |
| THEORETICAL BEST LAP | | | 23.278 | 27.018 | 50.296 | |

TRACK RECORDS

| TOP DNIA | | | TOP TYGODNIA | | | TOP MIESIĄCA | | | TOP KONFIGURACJI | | | TOP KOBIEŃ | | |
|----------|--------------------------|--------|--------------|----------------------|--------|--------------|----------------------|--------|------------------|----------------------|--------|------------|--------------|--------|
| # | Driver | Lap | # | Driver | Lap | # | Driver | Lap | # | Driver | Lap | # | Driver | Lap |
| 1 | 79 Lohse Andre . | 50.156 | 1 | Romano Franssen . | 49.511 | 1 | Romano Franssen . | 49.511 | 1 | PALECZKA E. | 52.523 | 1 | PALECZKA E. | 52.523 |
| 2 | 104 Klek Jakub . | 50.230 | 2 | Jakub Klęk . | 49.527 | 2 | Jakub Klęk . | 49.527 | 2 | MOTZ M. | 54.835 | 2 | MOTZ M. | 54.835 |
| 3 | 100 Haarbosch Rico . | 50.274 | 3 | Jakub Olechowski . | 49.614 | 3 | Jakub Olechowski . | 49.614 | 3 | Jakub Olechowski . | 49.614 | 3 | VERSCHOOR T. | 55.332 |
| 4 | 137 puyato onpithi . | 50.284 | 4 | Mateusz Bartsch . | 49.619 | 4 | Mateusz Bartsch . | 49.619 | 4 | Mateusz Bartsch . | 49.619 | 4 | PRUCNAL K. | 55.502 |
| 5 | 125 Kahlert Daniel . | 50.301 | 5 | Erik Berggren . | 49.762 | 5 | Erik Berggren . | 49.762 | 5 | Erik Berggren . | 49.762 | 5 | PRUCNAL K. | 55.704 |
| 6 | 101 Papke Sebastian . | 50.324 | 6 | Dawid Chart . | 49.798 | 6 | Dawid Chart . | 49.798 | 6 | Dawid Chart . | 49.798 | 6 | PILAT K. | 55.739 |
| 7 | 198 Pel Artur . | 50.335 | 7 | Wojciech Stefaniuk . | 49.807 | 7 | Wojciech Stefaniuk . | 49.807 | 7 | Wojciech Stefaniuk . | 49.807 | 7 | --- | 00.000 |
| 8 | 29 Neefs Peter . | 50.335 | 8 | Lorenzo Stolk . | 49.818 | 8 | Lorenzo Stolk . | 49.818 | 8 | Lorenzo Stolk . | 49.818 | 8 | --- | 00.000 |
| 9 | 94 Siese Maxi . | 50.337 | 9 | Gaal Andras . | 49.831 | 9 | Gaal Andras . | 49.831 | 9 | Gaal Andras . | 49.831 | 9 | --- | 00.000 |
| 10 | 99 Baccelleri Giovanni . | 50.361 | 10 | Lars-Ole Jenss . | 49.852 | 10 | Lars-Ole Jenss . | 49.852 | 10 | Lars-Ole Jenss . | 49.852 | 10 | --- | 00.000 |

| | | | |
|------------------------|---------------|---------------|------------|
| Position | Kart | Best Lap | Date |
| 3 | Kart 3 | 50.377 | 27-07-2018 |
| 38 Logan Sougne | | | |



YOUR RESULTS

| Lap | S1 | S2 | Lap time |
|--------------|---------------|---------------|---------------|
| 1 | 24.257 | 28.103 | 52.360 |
| 2 | 24.028 | 27.625 | 51.653 |
| 3 | 23.867 | 27.600 | 51.467 |
| 4 | 23.668 | 27.434 | 51.102 |
| 5 | 23.609 | 27.468 | 51.077 |
| 6 | 23.563 | 27.461 | 51.024 |
| 7 | 23.539 | 27.639 | 51.178 |
| 8 | 38.714 | 27.280 | 01:05.994 |
| 9 | 23.481 | 27.274 | 50.755 |
| 10 | 23.535 | 27.260 | 50.795 |
| 11 | 23.386 | 27.303 | 50.689 |
| 12 | 23.364 | 27.376 | 50.740 |
| 13 | 23.423 | 27.232 | 50.655 |
| 14 | 23.467 | 27.769 | 51.236 |
| 15 | 23.773 | 27.124 | 50.897 |
| 16 | 23.391 | 27.177 | 50.568 |
| 17 | 23.400 | 27.065 | 50.465 |
| 18 | 23.423 | 27.265 | 50.688 |
| 19 | 23.426 | 27.123 | 50.549 |
| 20 | 23.401 | 27.018 | 50.419 |
| 21 | 23.343 | 27.034 | 50.377 |
| 22 | 23.326 | 27.160 | 50.486 |
| 23 | 23.358 | 27.114 | 50.472 |
| 24 | 23.455 | 27.258 | 50.713 |
| 25 | 23.434 | 27.347 | 50.781 |
| IDEAL | 23.326 | 27.018 | 50.344 |

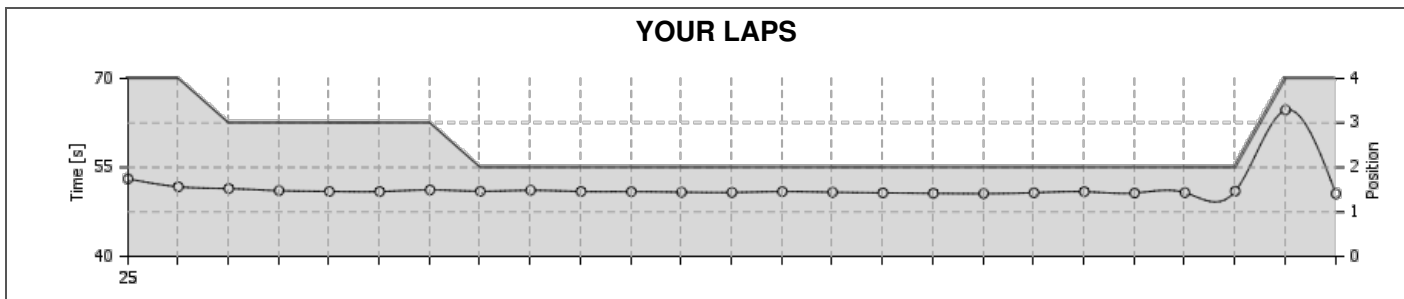
YOUR COMPETITORS

| Pos | Driver | Kart | Best S1 | Best S2 | Best Lap | Gap |
|-----------------------------|--------------------------|------|---------------|---------------|---------------|---------|
| 1 | 29 Neefs Peter . | 6 | 23.278 | 27.057 | 50.335 | +00.000 |
| 2 | 66 Holler Dennis . | 21 | 23.340 | 27.097 | 50.463 | +03.157 |
| 3 | 38 Logan Sougne . | 3 | 23.326 | 27.018 | 50.377 | +03.488 |
| 4 | 143 Kolodziej Pawel . | 16 | 23.297 | 27.181 | 50.568 | +05.348 |
| 5 | 150 Nieroda Patryk . | 20 | 23.404 | 27.190 | 50.594 | +10.040 |
| 6 | 110 Mikolaj Pel . | 11 | 23.382 | 27.124 | 50.528 | +10.314 |
| 7 | 4 Soneson Hans . | 13 | 23.452 | 27.285 | 50.915 | +13.881 |
| 8 | 123 Hollink Emile . | 14 | 23.477 | 27.456 | 51.015 | +15.141 |
| 9 | 27 DEGAIGNE Arnaud . | 26 | 23.419 | 27.125 | 50.647 | +15.513 |
| 10 | 96 Zaluski Karol . | 18 | 23.626 | 27.353 | 51.040 | +19.456 |
| 11 | 53 Gomez Sandra . | 7 | 23.478 | 27.467 | 50.987 | +20.207 |
| 12 | 41 Krawczak Robert . | 15 | 23.595 | 27.574 | 51.175 | +23.256 |
| 13 | 13 Bergiel Maksymilian . | 22 | 23.420 | 27.387 | 50.847 | +23.453 |
| 14 | 83 Raczynski Alan . | 17 | 23.600 | 27.539 | 51.162 | +25.715 |
| 15 | 2 Frackowiak Pawel . | 24 | 23.572 | 27.475 | 51.365 | +29.961 |
| 16 | 3 Sartori Marcelo . | 9 | 23.822 | 27.687 | 51.648 | +36.724 |
| 17 | 170 Rudek Krzysztof . | 12 | 23.543 | 27.412 | 50.999 | +37.073 |
| THEORETICAL BEST LAP | | | 23.278 | 27.018 | 50.296 | |

TRACK RECORDS

| TOP DNIA | | | TOP TYGODNIA | | | TOP MIESIĄCA | | | TOP KONFIGURACJI | | | TOP KOBIEC | | |
|----------|--------------------------|--------|--------------|----------------------|--------|--------------|----------------------|--------|------------------|----------------------|--------|------------|--------------|--------|
| # | Driver | Lap | # | Driver | Lap | # | Driver | Lap | # | Driver | Lap | # | Driver | Lap |
| 1 | 79 Lohse Andre . | 50.156 | 1 | Romano Franssen . | 49.511 | 1 | Romano Franssen . | 49.511 | 1 | Romano Franssen . | 49.511 | 1 | PALECZKA E. | 52.523 |
| 2 | 104 Klek Jakub . | 50.230 | 2 | Jakub Klęk . | 49.527 | 2 | Jakub Klęk . | 49.527 | 2 | Jakub Klęk . | 49.527 | 2 | MOTZ M. | 54.835 |
| 3 | 100 Haarbosch Rico . | 50.274 | 3 | Jakub Olechowski . | 49.614 | 3 | Jakub Olechowski . | 49.614 | 3 | Jakub Olechowski . | 49.614 | 3 | VERSCHOOR T. | 55.332 |
| 4 | 137 puyato oprnithi . | 50.284 | 4 | Mateusz Bartsch . | 49.619 | 4 | Mateusz Bartsch . | 49.619 | 4 | Mateusz Bartsch . | 49.619 | 4 | PRUCNAL K. | 55.502 |
| 5 | 125 Kahlert Daniel . | 50.301 | 5 | Erik Berggren . | 49.762 | 5 | Erik Berggren . | 49.762 | 5 | Erik Berggren . | 49.762 | 5 | PRUCNAL K. | 55.704 |
| 6 | 101 Papke Sebastian . | 50.324 | 6 | Dawid Chart . | 49.798 | 6 | Dawid Chart . | 49.798 | 6 | Dawid Chart . | 49.798 | 6 | PILAT K. | 55.739 |
| 7 | 198 Pel Artur . | 50.335 | 7 | Wojciech Stefaniuk . | 49.807 | 7 | Wojciech Stefaniuk . | 49.807 | 7 | Wojciech Stefaniuk . | 49.807 | 7 | --- | 00.000 |
| 8 | 29 Neefs Peter . | 50.335 | 8 | Lorenzo Stolk . | 49.818 | 8 | Lorenzo Stolk . | 49.818 | 8 | Lorenzo Stolk . | 49.818 | 8 | --- | 00.000 |
| 9 | 94 Siese Maxi . | 50.337 | 9 | Gaal Andras . | 49.831 | 9 | Gaal Andras . | 49.831 | 9 | Gaal Andras . | 49.831 | 9 | --- | 00.000 |
| 10 | 99 Baccelleri Giovanni . | 50.361 | 10 | Lars-Ole Jenss . | 49.852 | 10 | Lars-Ole Jenss . | 49.852 | 10 | Lars-Ole Jenss . | 49.852 | 10 | --- | 00.000 |

| Position | Kart | Best Lap | Date |
|----------|----------------------------|----------------|---------------|
| 4 | 143 Kolodziej Pawel | Kart 16 | 50.568 |
| | | | 27-07-2018 |



YOUR RESULTS

| Lap | S1 | S2 | Lap time |
|--------------|---------------|---------------|---------------|
| 1 | 24.961 | 28.121 | 53.082 |
| 2 | 23.890 | 27.849 | 51.739 |
| 3 | 23.803 | 27.626 | 51.429 |
| 4 | 23.578 | 27.501 | 51.079 |
| 5 | 23.615 | 27.341 | 50.956 |
| 6 | 23.540 | 27.387 | 50.927 |
| 7 | 23.477 | 27.733 | 51.210 |
| 8 | 23.546 | 27.434 | 50.980 |
| 9 | 23.427 | 27.717 | 51.144 |
| 10 | 23.466 | 27.475 | 50.941 |
| 11 | 23.449 | 27.469 | 50.918 |
| 12 | 23.414 | 27.409 | 50.823 |
| 13 | 23.447 | 27.329 | 50.776 |
| 14 | 23.494 | 27.436 | 50.930 |
| 15 | 23.489 | 27.322 | 50.811 |
| 16 | 23.495 | 27.215 | 50.710 |
| 17 | 23.451 | 27.181 | 50.632 |
| 18 | 23.303 | 27.288 | 50.591 |
| 19 | 23.418 | 27.312 | 50.730 |
| 20 | 23.346 | 27.559 | 50.905 |
| 21 | 23.430 | 27.254 | 50.684 |
| 22 | 23.350 | 27.407 | 50.757 |
| 23 | 23.297 | 27.695 | 50.992 |
| 24 | 37.287 | 27.399 | 01:04.686 |
| 25 | 23.356 | 27.212 | 50.568 |
| IDEAL | 23.297 | 27.181 | 50.478 |

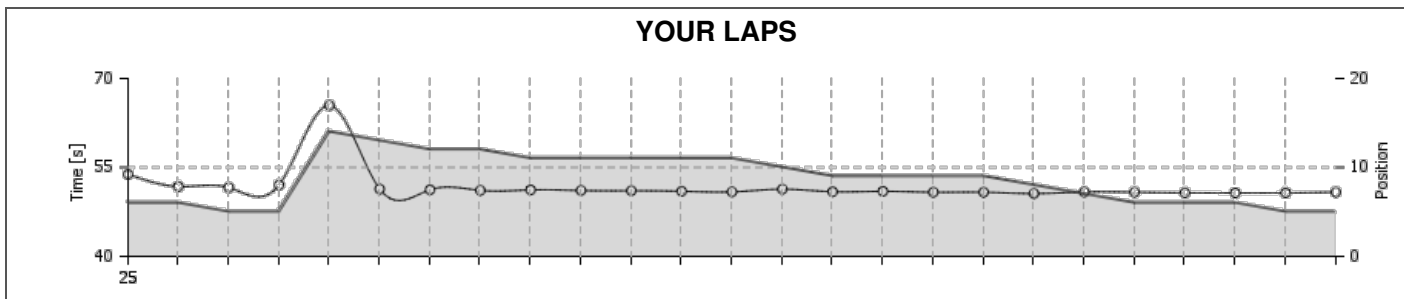
YOUR COMPETITORS

| Pos | Driver | Kart | Best S1 | Best S2 | Best Lap | Gap |
|-----------------------------|--------------------------|------|---------------|---------------|---------------|---------|
| 1 | 29 Neefs Peter . | 6 | 23.278 | 27.057 | 50.335 | +00.000 |
| 2 | 66 Holler Dennis . | 21 | 23.340 | 27.097 | 50.463 | +03.157 |
| 3 | 38 Logan Sougne . | 3 | 23.326 | 27.018 | 50.377 | +03.488 |
| 4 | 143 Kolodziej Pawel . | 16 | 23.297 | 27.181 | 50.568 | +05.348 |
| 5 | 150 Nieroda Patryk . | 20 | 23.404 | 27.190 | 50.594 | +10.040 |
| 6 | 110 Mikolaj Pel . | 11 | 23.382 | 27.124 | 50.528 | +10.314 |
| 7 | 4 Soneson Hans . | 13 | 23.452 | 27.285 | 50.915 | +13.881 |
| 8 | 123 Hollink Emile . | 14 | 23.477 | 27.456 | 51.015 | +15.141 |
| 9 | 27 DEGAIGNE Arnaud . | 26 | 23.419 | 27.125 | 50.647 | +15.513 |
| 10 | 96 Zaluski Karol . | 18 | 23.626 | 27.353 | 51.040 | +19.456 |
| 11 | 53 Gomez Sandra . | 7 | 23.478 | 27.467 | 50.987 | +20.207 |
| 12 | 41 Krawczak Robert . | 15 | 23.595 | 27.574 | 51.175 | +23.256 |
| 13 | 13 Bergiel Maksymilian . | 22 | 23.420 | 27.387 | 50.847 | +23.453 |
| 14 | 83 Raczynski Alan . | 17 | 23.600 | 27.539 | 51.162 | +25.715 |
| 15 | 2 Frackowiak Pawel . | 24 | 23.572 | 27.475 | 51.365 | +29.961 |
| 16 | 3 Sartori Marcelo . | 9 | 23.822 | 27.687 | 51.648 | +36.724 |
| 17 | 170 Rudek Krzysztof . | 12 | 23.543 | 27.412 | 50.999 | +37.073 |
| THEORETICAL BEST LAP | | | 23.278 | 27.018 | 50.296 | |

TRACK RECORDS

| TOP DNIA | | | TOP TYGODNIA | | | TOP MIESIĄCA | | | TOP KONFIGURACJI | | | TOP KOBIEC | | |
|----------|--------------------------|--------|--------------|----------------------|--------|--------------|----------------------|--------|------------------|----------------------|--------|------------|--------------|--------|
| # | Driver | Lap | # | Driver | Lap | # | Driver | Lap | # | Driver | Lap | # | Driver | Lap |
| 1 | 79 Lohse Andre . | 50.156 | 1 | Romano Franssen . | 49.511 | 1 | Romano Franssen . | 49.511 | 1 | Romano Franssen . | 49.511 | 1 | PALECZKA E. | 52.523 |
| 2 | 104 Klek Jakub . | 50.230 | 2 | Jakub Klęk . | 49.527 | 2 | Jakub Klęk . | 49.527 | 2 | Jakub Klęk . | 49.527 | 2 | MOTZ M. | 54.835 |
| 3 | 100 Haarbosch Rico . | 50.274 | 3 | Jakub Olechowski . | 49.614 | 3 | Jakub Olechowski . | 49.614 | 3 | Jakub Olechowski . | 49.614 | 3 | VERSCHOOR T. | 55.332 |
| 4 | 137 puyato oprnithi . | 50.284 | 4 | Mateusz Bartsch . | 49.619 | 4 | Mateusz Bartsch . | 49.619 | 4 | Mateusz Bartsch . | 49.619 | 4 | PRUCNAL K. | 55.502 |
| 5 | 125 Kahlert Daniel . | 50.301 | 5 | Erik Berggren . | 49.762 | 5 | Erik Berggren . | 49.762 | 5 | Erik Berggren . | 49.762 | 5 | PRUCNAL K. | 55.704 |
| 6 | 101 Papke Sebastian . | 50.324 | 6 | Dawid Chart . | 49.798 | 6 | Dawid Chart . | 49.798 | 6 | Dawid Chart . | 49.798 | 6 | PILAT K. | 55.739 |
| 7 | 198 Pel Artur . | 50.335 | 7 | Wojciech Stefaniuk . | 49.807 | 7 | Wojciech Stefaniuk . | 49.807 | 7 | Wojciech Stefaniuk . | 49.807 | 7 | --- | 00.000 |
| 8 | 29 Neefs Peter . | 50.335 | 8 | Lorenzo Stolk . | 49.818 | 8 | Lorenzo Stolk . | 49.818 | 8 | Lorenzo Stolk . | 49.818 | 8 | --- | 00.000 |
| 9 | 94 Siese Maxi . | 50.337 | 9 | Gaal Andras . | 49.831 | 9 | Gaal Andras . | 49.831 | 9 | Gaal Andras . | 49.831 | 9 | --- | 00.000 |
| 10 | 99 Baccelleri Giovanni . | 50.361 | 10 | Lars-Ole Jenss . | 49.852 | 10 | Lars-Ole Jenss . | 49.852 | 10 | Lars-Ole Jenss . | 49.852 | 10 | --- | 00.000 |

| | | | |
|----------|----------------|---------------|------------|
| Position | Kart | Best Lap | Date |
| 5 | Kart 20 | 50.594 | 27-07-2018 |



YOUR RESULTS

| Lap | S1 | S2 | Lap time |
|--------------|---------------|---------------|---------------|
| 1 | 25.778 | 28.069 | 53.847 |
| 2 | 23.899 | 27.871 | 51.770 |
| 3 | 23.872 | 27.719 | 51.591 |
| 4 | 23.914 | 28.128 | 52.042 |
| 5 | 37.735 | 27.732 | 01:05.467 |
| 6 | 23.700 | 27.643 | 51.343 |
| 7 | 23.711 | 27.527 | 51.238 |
| 8 | 23.626 | 27.499 | 51.125 |
| 9 | 23.557 | 27.651 | 51.208 |
| 10 | 23.581 | 27.523 | 51.104 |
| 11 | 23.572 | 27.494 | 51.066 |
| 12 | 23.476 | 27.505 | 50.981 |
| 13 | 23.527 | 27.346 | 50.873 |
| 14 | 23.688 | 27.636 | 51.324 |
| 15 | 23.531 | 27.375 | 50.906 |
| 16 | 23.572 | 27.398 | 50.970 |
| 17 | 23.444 | 27.366 | 50.810 |
| 18 | 23.469 | 27.343 | 50.812 |
| 19 | 23.404 | 27.190 | 50.594 |
| 20 | 23.507 | 27.342 | 50.849 |
| 21 | 23.437 | 27.384 | 50.821 |
| 22 | 23.427 | 27.296 | 50.723 |
| 23 | 23.448 | 27.242 | 50.690 |
| 24 | 23.513 | 27.192 | 50.705 |
| 25 | 23.523 | 27.310 | 50.833 |
| IDEAL | 23.404 | 27.190 | 50.594 |

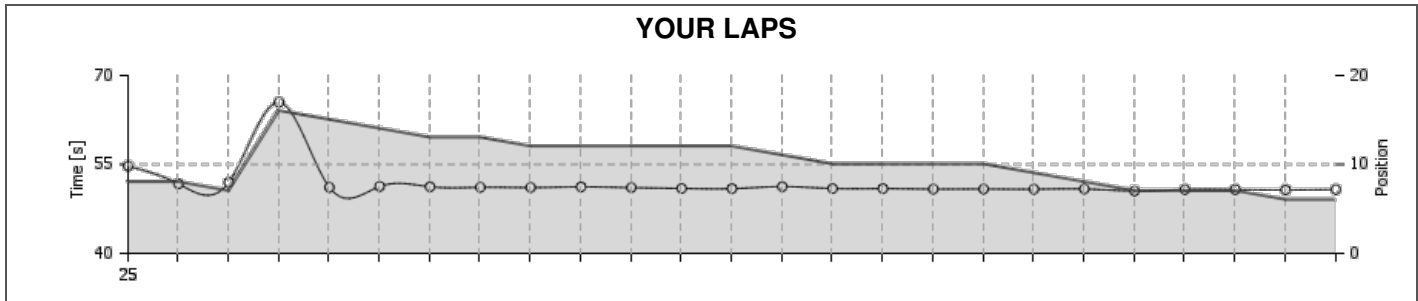
YOUR COMPETITORS

| Pos | Driver | Kart | Best S1 | Best S2 | Best Lap | Gap |
|-----------------------------|--------------------------|------|---------------|---------------|---------------|---------|
| 1 | 29 Neefs Peter . | 6 | 23.278 | 27.057 | 50.335 | +00.000 |
| 2 | 66 Holler Dennis . | 21 | 23.340 | 27.097 | 50.463 | +03.157 |
| 3 | 38 Logan Sougne . | 3 | 23.326 | 27.018 | 50.377 | +03.488 |
| 4 | 143 Kolodziej Pawel . | 16 | 23.297 | 27.181 | 50.568 | +05.348 |
| 5 | 150 Nieroda Patryk . | 20 | 23.404 | 27.190 | 50.594 | +10.040 |
| 6 | 110 Mikolaj Pel . | 11 | 23.382 | 27.124 | 50.528 | +10.314 |
| 7 | 4 Soneson Hans . | 13 | 23.452 | 27.285 | 50.915 | +13.881 |
| 8 | 123 Hollink Emile . | 14 | 23.477 | 27.456 | 51.015 | +15.141 |
| 9 | 27 DEGAIGNE Arnaud . | 26 | 23.419 | 27.125 | 50.647 | +15.513 |
| 10 | 96 Zaluski Karol . | 18 | 23.626 | 27.353 | 51.040 | +19.456 |
| 11 | 53 Gomez Sandra . | 7 | 23.478 | 27.467 | 50.987 | +20.207 |
| 12 | 41 Krawczak Robert . | 15 | 23.595 | 27.574 | 51.175 | +23.256 |
| 13 | 13 Bergiel Maksymilian . | 22 | 23.420 | 27.387 | 50.847 | +23.453 |
| 14 | 83 Raczynski Alan . | 17 | 23.600 | 27.539 | 51.162 | +25.715 |
| 15 | 2 Frackowiak Pawel . | 24 | 23.572 | 27.475 | 51.365 | +29.961 |
| 16 | 3 Sartori Marcelo . | 9 | 23.822 | 27.687 | 51.648 | +36.724 |
| 17 | 170 Rudek Krzysztof . | 12 | 23.543 | 27.412 | 50.999 | +37.073 |
| THEORETICAL BEST LAP | | | 23.278 | 27.018 | 50.296 | |

TRACK RECORDS

| TOP DNIA | | | TOP TYGODNIA | | | TOP MIESIĄCA | | | TOP KONFIGURACJI | | | TOP KOBIET | | |
|----------|--------------------------|--------|--------------|----------------------|--------|--------------|----------------------|--------|------------------|----------------------|--------|------------|--------------|--------|
| # | Driver | Lap | # | Driver | Lap | # | Driver | Lap | # | Driver | Lap | # | Driver | Lap |
| 1 | 79 Lohse Andre . | 50.156 | 1 | Romano Franssen . | 49.511 | 1 | Romano Franssen . | 49.511 | 1 | Romano Franssen . | 49.511 | 1 | PALECZKA E. | 52.523 |
| 2 | 104 Klek Jakub . | 50.230 | 2 | Jakub Klęk . | 49.527 | 2 | Jakub Klęk . | 49.527 | 2 | Jakub Klęk . | 49.527 | 2 | MOTZ M. | 54.835 |
| 3 | 100 Haarbosch Rico . | 50.274 | 3 | Jakub Olechowski . | 49.614 | 3 | Jakub Olechowski . | 49.614 | 3 | Jakub Olechowski . | 49.614 | 3 | VERSCHOOR T. | 55.332 |
| 4 | 137 puyato opnithi . | 50.284 | 4 | Mateusz Bartsch . | 49.619 | 4 | Mateusz Bartsch . | 49.619 | 4 | Mateusz Bartsch . | 49.619 | 4 | PRUCNAL K. | 55.502 |
| 5 | 125 Kahlert Daniel . | 50.301 | 5 | Erik Berggren . | 49.762 | 5 | Erik Berggren . | 49.762 | 5 | Erik Berggren . | 49.762 | 5 | PRUCNAL K. | 55.704 |
| 6 | 101 Papke Sebastian . | 50.324 | 6 | Dawid Chart . | 49.798 | 6 | Dawid Chart . | 49.798 | 6 | Dawid Chart . | 49.798 | 6 | PILAT K. | 55.739 |
| 7 | 198 Pel Artur . | 50.335 | 7 | Wojciech Stefaniuk . | 49.807 | 7 | Wojciech Stefaniuk . | 49.807 | 7 | Wojciech Stefaniuk . | 49.807 | 7 | --- | 00.000 |
| 8 | 29 Neefs Peter . | 50.335 | 8 | Lorenzo Stolk . | 49.818 | 8 | Lorenzo Stolk . | 49.818 | 8 | Lorenzo Stolk . | 49.818 | 8 | --- | 00.000 |
| 9 | 94 Siese Maxi . | 50.337 | 9 | Gaal Andras . | 49.831 | 9 | Gaal Andras . | 49.831 | 9 | Gaal Andras . | 49.831 | 9 | --- | 00.000 |
| 10 | 99 Baccelleri Giovanni . | 50.361 | 10 | Lars-Ole Jenss . | 49.852 | 10 | Lars-Ole Jenss . | 49.852 | 10 | Lars-Ole Jenss . | 49.852 | 10 | --- | 00.000 |

| | | | |
|----------|------------------------|---------------|------------|
| Position | Kart | Best Lap | Date |
| 6 | 110 Mikolaj Pel | 50.528 | 27-07-2018 |



YOUR RESULTS

| Lap | S1 | S2 | Lap time |
|--------------|---------------|---------------|---------------|
| 1 | 26.411 | 28.320 | 54.731 |
| 2 | 23.873 | 27.859 | 51.732 |
| 3 | 23.763 | 28.196 | 51.959 |
| 4 | 37.957 | 27.533 | 01:05.490 |
| 5 | 23.713 | 27.416 | 51.129 |
| 6 | 23.747 | 27.536 | 51.283 |
| 7 | 23.681 | 27.556 | 51.237 |
| 8 | 23.629 | 27.513 | 51.142 |
| 9 | 23.507 | 27.595 | 51.102 |
| 10 | 23.603 | 27.608 | 51.211 |
| 11 | 23.543 | 27.542 | 51.085 |
| 12 | 23.478 | 27.472 | 50.950 |
| 13 | 23.513 | 27.400 | 50.913 |
| 14 | 23.607 | 27.651 | 51.258 |
| 15 | 23.512 | 27.427 | 50.939 |
| 16 | 23.499 | 27.417 | 50.916 |
| 17 | 23.471 | 27.362 | 50.833 |
| 18 | 23.454 | 27.392 | 50.846 |
| 19 | 23.563 | 27.255 | 50.818 |
| 20 | 23.648 | 27.207 | 50.855 |
| 21 | 23.404 | 27.124 | 50.528 |
| 22 | 23.446 | 27.323 | 50.769 |
| 23 | 23.402 | 27.356 | 50.758 |
| 24 | 23.415 | 27.293 | 50.708 |
| 25 | 23.382 | 27.392 | 50.774 |
| IDEAL | 23.382 | 27.124 | 50.506 |

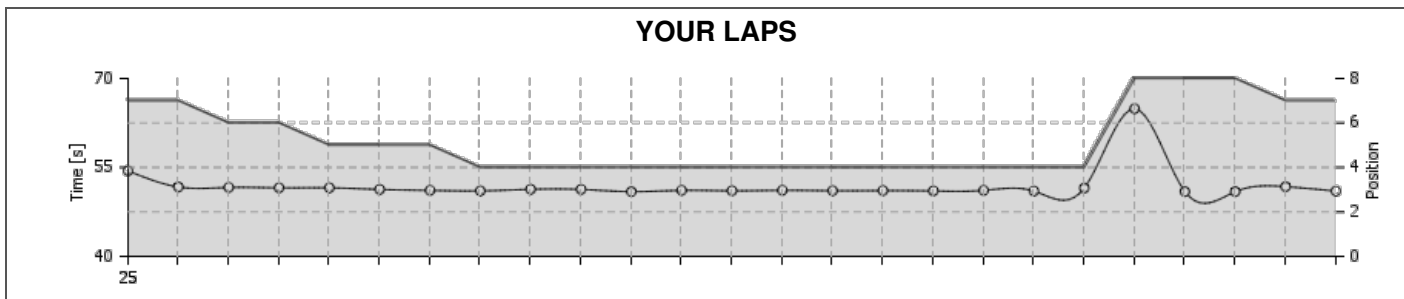
YOUR COMPETITORS

| Pos | Driver | Kart | Best S1 | Best S2 | Best Lap | Gap |
|-----------------------------|--------------------------|------|---------------|---------------|---------------|---------|
| 1 | 29 Neefs Peter . | 6 | 23.278 | 27.057 | 50.335 | +00.000 |
| 2 | 66 Holler Dennis . | 21 | 23.340 | 27.097 | 50.463 | +03.157 |
| 3 | 38 Logan Sougne . | 3 | 23.326 | 27.018 | 50.377 | +03.488 |
| 4 | 143 Kolodziej Pawel . | 16 | 23.297 | 27.181 | 50.568 | +05.348 |
| 5 | 150 Nieroda Patryk . | 20 | 23.404 | 27.190 | 50.594 | +10.040 |
| 6 | 110 Mikolaj Pel . | 11 | 23.382 | 27.124 | 50.528 | +10.314 |
| 7 | 4 Soneson Hans . | 13 | 23.452 | 27.285 | 50.915 | +13.881 |
| 8 | 123 Hollink Emile . | 14 | 23.477 | 27.456 | 51.015 | +15.141 |
| 9 | 27 DEGAIGNE Arnaud . | 26 | 23.419 | 27.125 | 50.647 | +15.513 |
| 10 | 96 Zaluski Karol . | 18 | 23.626 | 27.353 | 51.040 | +19.456 |
| 11 | 53 Gomez Sandra . | 7 | 23.478 | 27.467 | 50.987 | +20.207 |
| 12 | 41 Krawczak Robert . | 15 | 23.595 | 27.574 | 51.175 | +23.256 |
| 13 | 13 Bergiel Maksymilian . | 22 | 23.420 | 27.387 | 50.847 | +23.453 |
| 14 | 83 Raczynski Alan . | 17 | 23.600 | 27.539 | 51.162 | +25.715 |
| 15 | 2 Frackowiak Pawel . | 24 | 23.572 | 27.475 | 51.365 | +29.961 |
| 16 | 3 Sartori Marcelo . | 9 | 23.822 | 27.687 | 51.648 | +36.724 |
| 17 | 170 Rudek Krzysztof . | 12 | 23.543 | 27.412 | 50.999 | +37.073 |
| THEORETICAL BEST LAP | | | 23.278 | 27.018 | 50.296 | |

TRACK RECORDS

| TOP DNIA | | | TOP TYGODNIA | | | TOP MIESIĄCA | | | TOP KONFIGURACJI | | | TOP KOBIET | | |
|----------|--------------------------|--------|--------------|----------------------|--------|--------------|----------------------|--------|------------------|----------------------|--------|------------|--------------|--------|
| # | Driver | Lap | # | Driver | Lap | # | Driver | Lap | # | Driver | Lap | # | Driver | Lap |
| 1 | 79 Lohse Andre . | 50.156 | 1 | Romano Franssen . | 49.511 | 1 | Romano Franssen . | 49.511 | 1 | Romano Franssen . | 49.511 | 1 | PALECZKA E. | 52.523 |
| 2 | 104 Klek Jakub . | 50.230 | 2 | Jakub Klęk . | 49.527 | 2 | Jakub Klęk . | 49.527 | 2 | Jakub Klęk . | 49.527 | 2 | MOTZ M. | 54.835 |
| 3 | 100 Haarbosch Rico . | 50.274 | 3 | Jakub Olechowski . | 49.614 | 3 | Jakub Olechowski . | 49.614 | 3 | Jakub Olechowski . | 49.614 | 3 | VERSCHOOR T. | 55.332 |
| 4 | 137 puyato opnithi . | 50.284 | 4 | Mateusz Bartsch . | 49.619 | 4 | Mateusz Bartsch . | 49.619 | 4 | Mateusz Bartsch . | 49.619 | 4 | PRUCNAL K. | 55.502 |
| 5 | 125 Kahlert Daniel . | 50.301 | 5 | Erik Berggren . | 49.762 | 5 | Erik Berggren . | 49.762 | 5 | Erik Berggren . | 49.762 | 5 | PRUCNAL K. | 55.704 |
| 6 | 101 Papke Sebastian . | 50.324 | 6 | Dawid Chart . | 49.798 | 6 | Dawid Chart . | 49.798 | 6 | Dawid Chart . | 49.798 | 6 | PILAT K. | 55.739 |
| 7 | 198 Pel Artur . | 50.335 | 7 | Wojciech Stefaniuk . | 49.807 | 7 | Wojciech Stefaniuk . | 49.807 | 7 | Wojciech Stefaniuk . | 49.807 | 7 | -- | 00.000 |
| 8 | 29 Neefs Peter . | 50.335 | 8 | Lorenzo Stolk . | 49.818 | 8 | Lorenzo Stolk . | 49.818 | 8 | Lorenzo Stolk . | 49.818 | 8 | -- | 00.000 |
| 9 | 94 Siese Maxi . | 50.337 | 9 | Gaal Andras . | 49.831 | 9 | Gaal Andras . | 49.831 | 9 | Gaal Andras . | 49.831 | 9 | -- | 00.000 |
| 10 | 99 Baccelleri Giovanni . | 50.361 | 10 | Lars-Ole Jenss . | 49.852 | 10 | Lars-Ole Jenss . | 49.852 | 10 | Lars-Ole Jenss . | 49.852 | 10 | -- | 00.000 |

| | | | |
|----------|-----------------------|---------------|------------|
| Position | Kart | Best Lap | Date |
| 7 | 4 Soneson Hans | 50.915 | 27-07-2018 |



YOUR RESULTS

| Lap | S1 | S2 | Lap time |
|--------------|---------------|---------------|---------------|
| 1 | 26.122 | 28.303 | 54.425 |
| 2 | 23.887 | 27.814 | 51.701 |
| 3 | 23.855 | 27.765 | 51.620 |
| 4 | 23.880 | 27.676 | 51.556 |
| 5 | 23.993 | 27.568 | 51.561 |
| 6 | 23.739 | 27.544 | 51.283 |
| 7 | 23.640 | 27.485 | 51.125 |
| 8 | 23.600 | 27.447 | 51.047 |
| 9 | 23.584 | 27.721 | 51.305 |
| 10 | 23.668 | 27.617 | 51.285 |
| 11 | 23.555 | 27.367 | 50.922 |
| 12 | 23.653 | 27.474 | 51.127 |
| 13 | 23.592 | 27.468 | 51.060 |
| 14 | 23.682 | 27.453 | 51.135 |
| 15 | 23.615 | 27.459 | 51.074 |
| 16 | 23.594 | 27.494 | 51.088 |
| 17 | 23.589 | 27.446 | 51.035 |
| 18 | 23.452 | 27.673 | 51.125 |
| 19 | 23.455 | 27.556 | 51.011 |
| 20 | 23.506 | 28.013 | 51.519 |
| 21 | 37.198 | 27.715 | 01:04.913 |
| 22 | 23.607 | 27.321 | 50.928 |
| 23 | 23.533 | 27.382 | 50.915 |
| 24 | 24.474 | 27.285 | 51.759 |
| 25 | 23.578 | 27.436 | 51.014 |
| IDEAL | 23.452 | 27.285 | 50.737 |

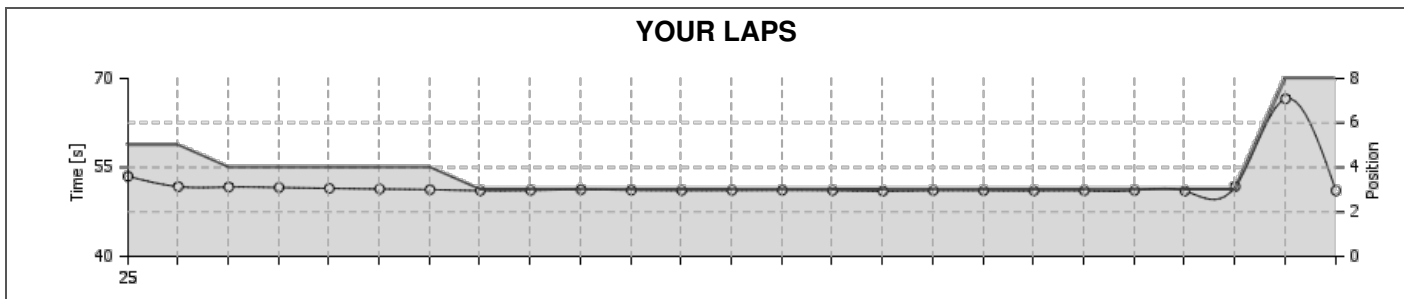
YOUR COMPETITORS

| Pos | Driver | Kart | Best S1 | Best S2 | Best Lap | Gap |
|-----------------------------|--------------------------|------|---------------|---------------|---------------|---------|
| 1 | 29 Neefs Peter . | 6 | 23.278 | 27.057 | 50.335 | +00.000 |
| 2 | 66 Holler Dennis . | 21 | 23.340 | 27.097 | 50.463 | +03.157 |
| 3 | 38 Logan Sougne . | 3 | 23.326 | 27.018 | 50.377 | +03.488 |
| 4 | 143 Kolodziej Pawel . | 16 | 23.297 | 27.181 | 50.568 | +05.348 |
| 5 | 150 Nieroda Patryk . | 20 | 23.404 | 27.190 | 50.594 | +10.040 |
| 6 | 110 Mikolaj Pel . | 11 | 23.382 | 27.124 | 50.528 | +10.314 |
| 7 | 4 Soneson Hans . | 13 | 23.452 | 27.285 | 50.915 | +13.881 |
| 8 | 123 Hollink Emile . | 14 | 23.477 | 27.456 | 51.015 | +15.141 |
| 9 | 27 DEGAIGNE Arnaud . | 26 | 23.419 | 27.125 | 50.647 | +15.513 |
| 10 | 96 Zaluski Karol . | 18 | 23.626 | 27.353 | 51.040 | +19.456 |
| 11 | 53 Gomez Sandra . | 7 | 23.478 | 27.467 | 50.987 | +20.207 |
| 12 | 41 Krawczak Robert . | 15 | 23.595 | 27.574 | 51.175 | +23.256 |
| 13 | 13 Bergiel Maksymilian . | 22 | 23.420 | 27.387 | 50.847 | +23.453 |
| 14 | 83 Raczynski Alan . | 17 | 23.600 | 27.539 | 51.162 | +25.715 |
| 15 | 2 Frackowiak Pawel . | 24 | 23.572 | 27.475 | 51.365 | +29.961 |
| 16 | 3 Sartori Marcelo . | 9 | 23.822 | 27.687 | 51.648 | +36.724 |
| 17 | 170 Rudek Krzysztof . | 12 | 23.543 | 27.412 | 50.999 | +37.073 |
| THEORETICAL BEST LAP | | | 23.278 | 27.018 | 50.296 | |

TRACK RECORDS

| TOP DNIA | | | TOP TYGODNIA | | | TOP MIESIĄCA | | | TOP KONFIGURACJI | | | TOP KOBIEC | | |
|----------|--------------------------|--------|--------------|----------------------|--------|--------------|----------------------|--------|------------------|----------------------|--------|------------|--------------|--------|
| # | Driver | Lap | # | Driver | Lap | # | Driver | Lap | # | Driver | Lap | # | Driver | Lap |
| 1 | 79 Lohse Andre . | 50.156 | 1 | Romano Franssen . | 49.511 | 1 | Romano Franssen . | 49.511 | 1 | PALECZKA E. | 52.523 | 1 | PALECZKA E. | 52.523 |
| 2 | 104 Klek Jakub . | 50.230 | 2 | Jakub Klęk . | 49.527 | 2 | Jakub Klęk . | 49.527 | 2 | Jakub Klęk . | 49.527 | 2 | MOTZ M. | 54.835 |
| 3 | 100 Haarbosch Rico . | 50.274 | 3 | Jakub Olechowski . | 49.614 | 3 | Jakub Olechowski . | 49.614 | 3 | Jakub Olechowski . | 49.614 | 3 | VERSCHOOR T. | 55.332 |
| 4 | 137 puyato oprnithi . | 50.284 | 4 | Mateusz Bartsch . | 49.619 | 4 | Mateusz Bartsch . | 49.619 | 4 | Mateusz Bartsch . | 49.619 | 4 | PRUCNAL K. | 55.502 |
| 5 | 125 Kahlert Daniel . | 50.301 | 5 | Erik Berggren . | 49.762 | 5 | Erik Berggren . | 49.762 | 5 | Erik Berggren . | 49.762 | 5 | PRUCNAL K. | 55.704 |
| 6 | 101 Papke Sebastian . | 50.324 | 6 | Dawid Chart . | 49.798 | 6 | Dawid Chart . | 49.798 | 6 | Dawid Chart . | 49.798 | 6 | PILAT K. | 55.739 |
| 7 | 198 Pel Artur . | 50.335 | 7 | Wojciech Stefaniuk . | 49.807 | 7 | Wojciech Stefaniuk . | 49.807 | 7 | Wojciech Stefaniuk . | 49.807 | 7 | --- | 00.000 |
| 8 | 29 Neefs Peter . | 50.335 | 8 | Lorenzo Stolk . | 49.818 | 8 | Lorenzo Stolk . | 49.818 | 8 | Lorenzo Stolk . | 49.818 | 8 | --- | 00.000 |
| 9 | 94 Siese Maxi . | 50.337 | 9 | Gaal Andras . | 49.831 | 9 | Gaal Andras . | 49.831 | 9 | Gaal Andras . | 49.831 | 9 | --- | 00.000 |
| 10 | 99 Baccelleri Giovanni . | 50.361 | 10 | Lars-Ole Jenss . | 49.852 | 10 | Lars-Ole Jenss . | 49.852 | 10 | Lars-Ole Jenss . | 49.852 | 10 | --- | 00.000 |

| | | | |
|----------|--------------------------|----------------|---------------|
| Position | Kart | Best Lap | Date |
| 8 | 123 Hollink Emile | Kart 14 | 51.015 |
| | | | 27-07-2018 |



YOUR RESULTS

| Lap | S1 | S2 | Lap time |
|--------------|---------------|---------------|---------------|
| 1 | 25.487 | 28.015 | 53.502 |
| 2 | 24.021 | 27.744 | 51.765 |
| 3 | 23.910 | 27.781 | 51.691 |
| 4 | 23.920 | 27.688 | 51.608 |
| 5 | 23.775 | 27.696 | 51.471 |
| 6 | 23.756 | 27.601 | 51.357 |
| 7 | 23.622 | 27.629 | 51.251 |
| 8 | 23.528 | 27.563 | 51.091 |
| 9 | 23.678 | 27.456 | 51.134 |
| 10 | 23.590 | 27.664 | 51.254 |
| 11 | 23.531 | 27.631 | 51.162 |
| 12 | 23.560 | 27.557 | 51.117 |
| 13 | 23.569 | 27.561 | 51.130 |
| 14 | 23.542 | 27.616 | 51.158 |
| 15 | 23.494 | 27.624 | 51.118 |
| 16 | 23.539 | 27.476 | 51.015 |
| 17 | 23.530 | 27.580 | 51.110 |
| 18 | 23.587 | 27.510 | 51.097 |
| 19 | 23.549 | 27.529 | 51.078 |
| 20 | 23.571 | 27.511 | 51.082 |
| 21 | 23.594 | 27.528 | 51.122 |
| 22 | 23.477 | 27.553 | 51.030 |
| 23 | 23.546 | 28.234 | 51.780 |
| 24 | 38.413 | 28.174 | 01:06.587 |
| 25 | 23.528 | 27.555 | 51.083 |
| IDEAL | 23.477 | 27.456 | 50.933 |

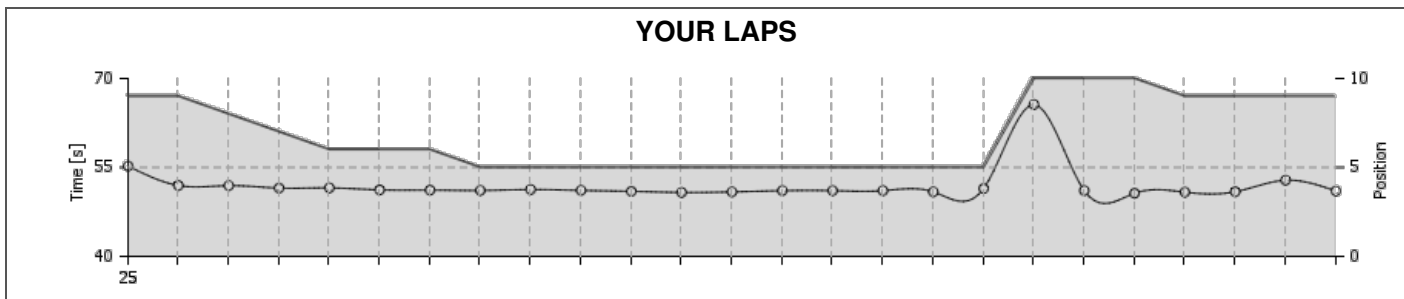
YOUR COMPETITORS

| Pos | Driver | Kart | Best S1 | Best S2 | Best Lap | Gap |
|-----------------------------|--------------------------|------|---------------|---------------|---------------|---------|
| 1 | 29 Neefs Peter . | 6 | 23.278 | 27.057 | 50.335 | +00.000 |
| 2 | 66 Holler Dennis . | 21 | 23.340 | 27.097 | 50.463 | +03.157 |
| 3 | 38 Logan Sougne . | 3 | 23.326 | 27.018 | 50.377 | +03.488 |
| 4 | 143 Kolodziej Pawel . | 16 | 23.297 | 27.181 | 50.568 | +05.348 |
| 5 | 150 Nieroda Patryk . | 20 | 23.404 | 27.190 | 50.594 | +10.040 |
| 6 | 110 Mikolaj Pel . | 11 | 23.382 | 27.124 | 50.528 | +10.314 |
| 7 | 4 Soneson Hans . | 13 | 23.452 | 27.285 | 50.915 | +13.881 |
| 8 | 123 Hollink Emile . | 14 | 23.477 | 27.456 | 51.015 | +15.141 |
| 9 | 27 DEGAIGNE Arnaud . | 26 | 23.419 | 27.125 | 50.647 | +15.513 |
| 10 | 96 Zaluski Karol . | 18 | 23.626 | 27.353 | 51.040 | +19.456 |
| 11 | 53 Gomez Sandra . | 7 | 23.478 | 27.467 | 50.987 | +20.207 |
| 12 | 41 Krawczak Robert . | 15 | 23.595 | 27.574 | 51.175 | +23.256 |
| 13 | 13 Bergiel Maksymilian . | 22 | 23.420 | 27.387 | 50.847 | +23.453 |
| 14 | 83 Raczynski Alan . | 17 | 23.600 | 27.539 | 51.162 | +25.715 |
| 15 | 2 Frackowiak Pawel . | 24 | 23.572 | 27.475 | 51.365 | +29.961 |
| 16 | 3 Sartori Marcelo . | 9 | 23.822 | 27.687 | 51.648 | +36.724 |
| 17 | 170 Rudek Krzysztof . | 12 | 23.543 | 27.412 | 50.999 | +37.073 |
| THEORETICAL BEST LAP | | | 23.278 | 27.018 | 50.296 | |

TRACK RECORDS

| TOP DNIA | | | TOP TYGODNIA | | | TOP MIESIĄCA | | | TOP KONFIGURACJI | | | TOP KOBIEC | | |
|----------|--------------------------|--------|--------------|----------------------|--------|--------------|----------------------|--------|------------------|----------------------|--------|------------|--------------|--------|
| # | Driver | Lap | # | Driver | Lap | # | Driver | Lap | # | Driver | Lap | # | Driver | Lap |
| 1 | 79 Lohse Andre . | 50.156 | 1 | Romano Franssen . | 49.511 | 1 | Romano Franssen . | 49.511 | 1 | Romano Franssen . | 49.511 | 1 | PALECZKA E. | 52.523 |
| 2 | 104 Klek Jakub . | 50.230 | 2 | Jakub Klęk . | 49.527 | 2 | Jakub Klęk . | 49.527 | 2 | Jakub Klęk . | 49.527 | 2 | MOTZ M. | 54.835 |
| 3 | 100 Haarbosch Rico . | 50.274 | 3 | Jakub Olechowski . | 49.614 | 3 | Jakub Olechowski . | 49.614 | 3 | Jakub Olechowski . | 49.614 | 3 | VERSCHOOR T. | 55.332 |
| 4 | 137 puyato oprnithi . | 50.284 | 4 | Mateusz Bartsch . | 49.619 | 4 | Mateusz Bartsch . | 49.619 | 4 | Mateusz Bartsch . | 49.619 | 4 | PRUCNAL K. | 55.502 |
| 5 | 125 Kahlert Daniel . | 50.301 | 5 | Erik Berggren . | 49.762 | 5 | Erik Berggren . | 49.762 | 5 | Erik Berggren . | 49.762 | 5 | PRUCNAL K. | 55.704 |
| 6 | 101 Papke Sebastian . | 50.324 | 6 | Dawid Chart . | 49.798 | 6 | Dawid Chart . | 49.798 | 6 | Dawid Chart . | 49.798 | 6 | PILAT K. | 55.739 |
| 7 | 198 Pel Artur . | 50.335 | 7 | Wojciech Stefaniuk . | 49.807 | 7 | Wojciech Stefaniuk . | 49.807 | 7 | Wojciech Stefaniuk . | 49.807 | 7 | --- | 00.000 |
| 8 | 29 Neefs Peter . | 50.335 | 8 | Lorenzo Stolk . | 49.818 | 8 | Lorenzo Stolk . | 49.818 | 8 | Lorenzo Stolk . | 49.818 | 8 | --- | 00.000 |
| 9 | 94 Siese Maxi . | 50.337 | 9 | Gaal Andras . | 49.831 | 9 | Gaal Andras . | 49.831 | 9 | Gaal Andras . | 49.831 | 9 | --- | 00.000 |
| 10 | 99 Baccelleri Giovanni . | 50.361 | 10 | Lars-Ole Jenss . | 49.852 | 10 | Lars-Ole Jenss . | 49.852 | 10 | Lars-Ole Jenss . | 49.852 | 10 | --- | 00.000 |

| | | | |
|---------------------------|----------------|---------------|------------|
| Position | Kart | Best Lap | Date |
| 9 | Kart 26 | 50.647 | 27-07-2018 |
| 27 DEGAIGNE Arnaud | | | |



YOUR RESULTS

| Lap | S1 | S2 | Lap time |
|--------------|---------------|---------------|---------------|
| 1 | 26.947 | 28.285 | 55.232 |
| 2 | 24.004 | 27.944 | 51.948 |
| 3 | 24.150 | 27.779 | 51.929 |
| 4 | 23.761 | 27.757 | 51.518 |
| 5 | 23.941 | 27.608 | 51.549 |
| 6 | 23.717 | 27.495 | 51.212 |
| 7 | 23.659 | 27.513 | 51.172 |
| 8 | 23.692 | 27.425 | 51.117 |
| 9 | 23.655 | 27.609 | 51.264 |
| 10 | 23.661 | 27.464 | 51.125 |
| 11 | 23.493 | 27.475 | 50.968 |
| 12 | 23.419 | 27.359 | 50.778 |
| 13 | 23.525 | 27.342 | 50.867 |
| 14 | 23.584 | 27.495 | 51.079 |
| 15 | 23.624 | 27.460 | 51.084 |
| 16 | 23.596 | 27.484 | 51.080 |
| 17 | 23.486 | 27.390 | 50.876 |
| 18 | 23.581 | 27.863 | 51.444 |
| 19 | 38.277 | 27.334 | 01:05.611 |
| 20 | 23.765 | 27.317 | 51.082 |
| 21 | 23.522 | 27.125 | 50.647 |
| 22 | 23.627 | 27.201 | 50.828 |
| 23 | 23.500 | 27.393 | 50.893 |
| 24 | 24.484 | 28.353 | 52.837 |
| 25 | 23.572 | 27.453 | 51.025 |
| IDEAL | 23.419 | 27.125 | 50.544 |

YOUR COMPETITORS

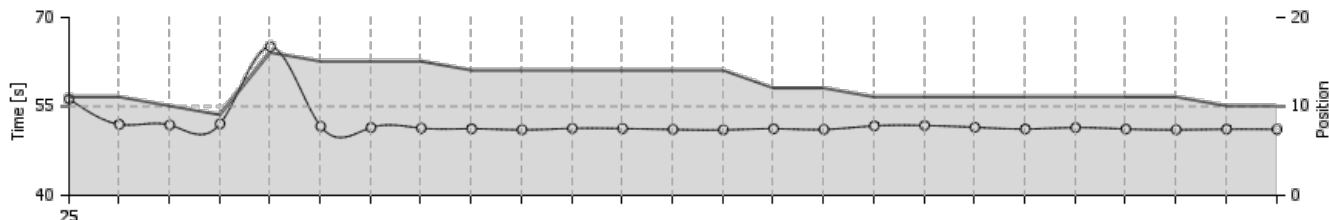
| Pos | Driver | Kart | Best S1 | Best S2 | Best Lap | Gap |
|-----------------------------|--------------------------|------|---------------|---------------|---------------|---------|
| 1 | 29 Neefs Peter . | 6 | 23.278 | 27.057 | 50.335 | +00.000 |
| 2 | 66 Holler Dennis . | 21 | 23.340 | 27.097 | 50.463 | +03.157 |
| 3 | 38 Logan Sougne . | 3 | 23.326 | 27.018 | 50.377 | +03.488 |
| 4 | 143 Kolodziej Pawel . | 16 | 23.297 | 27.181 | 50.568 | +05.348 |
| 5 | 150 Nieroda Patryk . | 20 | 23.404 | 27.190 | 50.594 | +10.040 |
| 6 | 110 Mikolaj Pel . | 11 | 23.382 | 27.124 | 50.528 | +10.314 |
| 7 | 4 Soneson Hans . | 13 | 23.452 | 27.285 | 50.915 | +13.881 |
| 8 | 123 Hollink Emile . | 14 | 23.477 | 27.456 | 51.015 | +15.141 |
| 9 | 27 DEGAIGNE Arnaud . | 26 | 23.419 | 27.125 | 50.647 | +15.513 |
| 10 | 96 Zaluski Karol . | 18 | 23.626 | 27.353 | 51.040 | +19.456 |
| 11 | 53 Gomez Sandra . | 7 | 23.478 | 27.467 | 50.987 | +20.207 |
| 12 | 41 Krawczak Robert . | 15 | 23.595 | 27.574 | 51.175 | +23.256 |
| 13 | 13 Bergiel Maksymilian . | 22 | 23.420 | 27.387 | 50.847 | +23.453 |
| 14 | 83 Raczynski Alan . | 17 | 23.600 | 27.539 | 51.162 | +25.715 |
| 15 | 2 Frackowiak Pawel . | 24 | 23.572 | 27.475 | 51.365 | +29.961 |
| 16 | 3 Sartori Marcelo . | 9 | 23.822 | 27.687 | 51.648 | +36.724 |
| 17 | 170 Rudek Krzysztof . | 12 | 23.543 | 27.412 | 50.999 | +37.073 |
| THEORETICAL BEST LAP | | | 23.278 | 27.018 | 50.296 | |

TRACK RECORDS

| TOP DNIA | | | TOP TYGODNIA | | | TOP MIESIĄCA | | | TOP KONFIGURACJI | | | TOP KOBIEŃ | | |
|----------|--------------------------|--------|--------------|----------------------|--------|--------------|----------------------|--------|------------------|----------------------|--------|------------|--------------|--------|
| # | Driver | Lap | # | Driver | Lap | # | Driver | Lap | # | Driver | Lap | # | Driver | Lap |
| 1 | 79 Lohse Andre . | 50.156 | 1 | Romano Franssen . | 49.511 | 1 | Romano Franssen . | 49.511 | 1 | Romano Franssen . | 49.511 | 1 | PALECZKA E. | 52.523 |
| 2 | 104 Klek Jakub . | 50.230 | 2 | Jakub Kłęk . | 49.527 | 2 | Jakub Kłęk . | 49.527 | 2 | Jakub Kłęk . | 49.527 | 2 | MOTZ M. | 54.835 |
| 3 | 100 Haarbosch Rico . | 50.274 | 3 | Jakub Olechowski . | 49.614 | 3 | Jakub Olechowski . | 49.614 | 3 | Jakub Olechowski . | 49.614 | 3 | VERSCHOOR T. | 55.332 |
| 4 | 137 puyato opnithi . | 50.284 | 4 | Mateusz Bartsch . | 49.619 | 4 | Mateusz Bartsch . | 49.619 | 4 | Mateusz Bartsch . | 49.619 | 4 | PRUCNAL K. | 55.502 |
| 5 | 125 Kahlert Daniel . | 50.301 | 5 | Erik Berggren . | 49.762 | 5 | Erik Berggren . | 49.762 | 5 | Erik Berggren . | 49.762 | 5 | PRUCNAL K. | 55.704 |
| 6 | 101 Papke Sebastian . | 50.324 | 6 | Dawid Chart . | 49.798 | 6 | Dawid Chart . | 49.798 | 6 | Dawid Chart . | 49.798 | 6 | PILAT K. | 55.739 |
| 7 | 198 Pel Artur . | 50.335 | 7 | Wojciech Stefaniuk . | 49.807 | 7 | Wojciech Stefaniuk . | 49.807 | 7 | Wojciech Stefaniuk . | 49.807 | 7 | -- | 00.000 |
| 8 | 29 Neefs Peter . | 50.335 | 8 | Lorenzo Stolk . | 49.818 | 8 | Lorenzo Stolk . | 49.818 | 8 | Lorenzo Stolk . | 49.818 | 8 | -- | 00.000 |
| 9 | 94 Siese Maxi . | 50.337 | 9 | Gaal Andras . | 49.831 | 9 | Gaal Andras . | 49.831 | 9 | Gaal Andras . | 49.831 | 9 | -- | 00.000 |
| 10 | 99 Baccelleri Giovanni . | 50.361 | 10 | Lars-Ole Jenss . | 49.852 | 10 | Lars-Ole Jenss . | 49.852 | 10 | Lars-Ole Jenss . | 49.852 | 10 | -- | 00.000 |

| Position | Kart | Best Lap | Date |
|-----------|-------------------------|---------------|------------|
| 10 | 96 Zaluski Karol | 51.040 | 27-07-2018 |

YOUR LAPS



YOUR RESULTS

| Lap | S1 | S2 | Lap time |
|--------------|---------------|---------------|---------------|
| 1 | 28.062 | 28.206 | 56.268 |
| 2 | 24.134 | 27.836 | 51.970 |
| 3 | 23.943 | 27.916 | 51.859 |
| 4 | 23.980 | 28.072 | 52.052 |
| 5 | 37.282 | 27.795 | 01:05.077 |
| 6 | 23.944 | 27.686 | 51.630 |
| 7 | 23.825 | 27.608 | 51.433 |
| 8 | 23.824 | 27.513 | 51.337 |
| 9 | 23.735 | 27.499 | 51.234 |
| 10 | 23.700 | 27.353 | 51.053 |
| 11 | 23.707 | 27.583 | 51.290 |
| 12 | 23.792 | 27.470 | 51.262 |
| 13 | 23.626 | 27.480 | 51.106 |
| 14 | 23.672 | 27.368 | 51.040 |
| 15 | 23.782 | 27.456 | 51.238 |
| 16 | 23.734 | 27.374 | 51.108 |
| 17 | 23.681 | 28.042 | 51.723 |
| 18 | 24.061 | 27.721 | 51.782 |
| 19 | 23.771 | 27.708 | 51.479 |
| 20 | 23.735 | 27.453 | 51.188 |
| 21 | 23.673 | 27.755 | 51.428 |
| 22 | 23.741 | 27.450 | 51.191 |
| 23 | 23.626 | 27.437 | 51.063 |
| 24 | 23.654 | 27.505 | 51.159 |
| 25 | 23.671 | 27.467 | 51.138 |
| IDEAL | 23.626 | 27.353 | 50.979 |

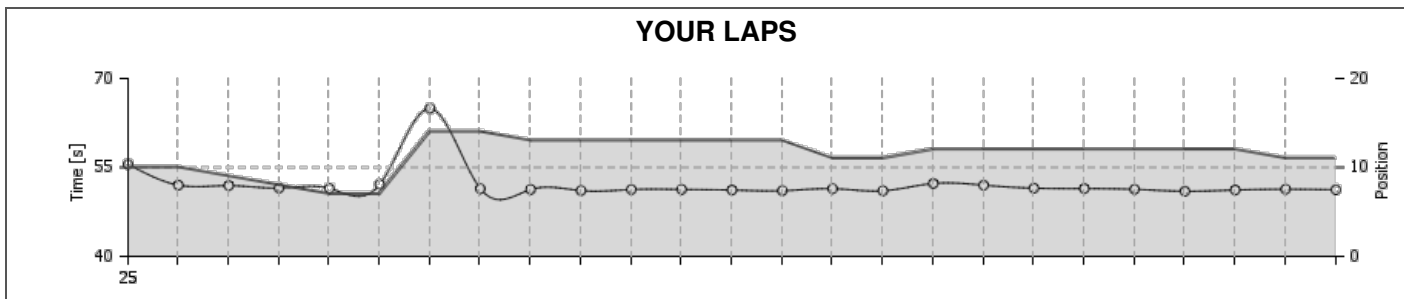
YOUR COMPETITORS

| Pos | Driver | Kart | Best S1 | Best S2 | Best Lap | Gap |
|-----------------------------|--------------------------|------|---------------|---------------|---------------|---------|
| 1 | 29 Neefs Peter . | 6 | 23.278 | 27.057 | 50.335 | +00.000 |
| 2 | 66 Holler Dennis . | 21 | 23.340 | 27.097 | 50.463 | +03.157 |
| 3 | 38 Logan Sougne . | 3 | 23.326 | 27.018 | 50.377 | +03.488 |
| 4 | 143 Kolodziej Pawel . | 16 | 23.297 | 27.181 | 50.568 | +05.348 |
| 5 | 150 Nieroda Patryk . | 20 | 23.404 | 27.190 | 50.594 | +10.040 |
| 6 | 110 Mikolaj Pel . | 11 | 23.382 | 27.124 | 50.528 | +10.314 |
| 7 | 4 Soneson Hans . | 13 | 23.452 | 27.285 | 50.915 | +13.881 |
| 8 | 123 Hollink Emile . | 14 | 23.477 | 27.456 | 51.015 | +15.141 |
| 9 | 27 DEGAIGNE Arnaud . | 26 | 23.419 | 27.125 | 50.647 | +15.513 |
| 10 | 96 Zaluski Karol . | 18 | 23.626 | 27.353 | 51.040 | +19.456 |
| 11 | 53 Gomez Sandra . | 7 | 23.478 | 27.467 | 50.987 | +20.207 |
| 12 | 41 Krawczak Robert . | 15 | 23.595 | 27.574 | 51.175 | +23.256 |
| 13 | 13 Bergiel Maksymilian . | 22 | 23.420 | 27.387 | 50.847 | +23.453 |
| 14 | 83 Raczynski Alan . | 17 | 23.600 | 27.539 | 51.162 | +25.715 |
| 15 | 2 Frackowiak Pawel . | 24 | 23.572 | 27.475 | 51.365 | +29.961 |
| 16 | 3 Sartori Marcelo . | 9 | 23.822 | 27.687 | 51.648 | +36.724 |
| 17 | 170 Rudek Krzysztof . | 12 | 23.543 | 27.412 | 50.999 | +37.073 |
| THEORETICAL BEST LAP | | | 23.278 | 27.018 | 50.296 | |

TRACK RECORDS

| TOP DNIA | | | TOP TYGODNIA | | | TOP MIESIĄCA | | | TOP KONFIGURACJI | | | TOP KOBIET | | |
|----------|--------------------------|--------|--------------|----------------------|--------|--------------|----------------------|--------|------------------|----------------------|--------|------------|--------------|--------|
| # | Driver | Lap | # | Driver | Lap | # | Driver | Lap | # | Driver | Lap | # | Driver | Lap |
| 1 | 79 Lohse Andre . | 50.156 | 1 | Romano Franssen . | 49.511 | 1 | Romano Franssen . | 49.511 | 1 | Romano Franssen . | 49.511 | 1 | PALECZKA E. | 52.523 |
| 2 | 104 Klek Jakub . | 50.230 | 2 | Jakub Klęk . | 49.527 | 2 | Jakub Klęk . | 49.527 | 2 | Jakub Klęk . | 49.527 | 2 | MOTZ M. | 54.835 |
| 3 | 100 Haarbosch Rico . | 50.274 | 3 | Jakub Olechowski . | 49.614 | 3 | Jakub Olechowski . | 49.614 | 3 | Jakub Olechowski . | 49.614 | 3 | VERSCHOOR T. | 55.332 |
| 4 | 137 puyato opnithi . | 50.284 | 4 | Mateusz Bartsch . | 49.619 | 4 | Mateusz Bartsch . | 49.619 | 4 | Mateusz Bartsch . | 49.619 | 4 | PRUCNAL K. | 55.502 |
| 5 | 125 Kahlert Daniel . | 50.301 | 5 | Erik Berggren . | 49.762 | 5 | Erik Berggren . | 49.762 | 5 | Erik Berggren . | 49.762 | 5 | PRUCNAL K. | 55.704 |
| 6 | 101 Papke Sebastian . | 50.324 | 6 | Dawid Chart . | 49.798 | 6 | Dawid Chart . | 49.798 | 6 | Dawid Chart . | 49.798 | 6 | PILAT K. | 55.739 |
| 7 | 198 Pel Artur . | 50.335 | 7 | Wojciech Stefaniuk . | 49.807 | 7 | Wojciech Stefaniuk . | 49.807 | 7 | Wojciech Stefaniuk . | 49.807 | 7 | --- | 00.000 |
| 8 | 29 Neefs Peter . | 50.335 | 8 | Lorenzo Stolk . | 49.818 | 8 | Lorenzo Stolk . | 49.818 | 8 | Lorenzo Stolk . | 49.818 | 8 | --- | 00.000 |
| 9 | 94 Siese Maxi . | 50.337 | 9 | Gaal Andras . | 49.831 | 9 | Gaal Andras . | 49.831 | 9 | Gaal Andras . | 49.831 | 9 | --- | 00.000 |
| 10 | 99 Baccelleri Giovanni . | 50.361 | 10 | Lars-Ole Jenss . | 49.852 | 10 | Lars-Ole Jenss . | 49.852 | 10 | Lars-Ole Jenss . | 49.852 | 10 | --- | 00.000 |

| | | | |
|-----------|------------------------|---------------|------------|
| Position | Kart | Best Lap | Date |
| 11 | 53 Gomez Sandra | 50.987 | 27-07-2018 |



YOUR RESULTS

| Lap | S1 | S2 | Lap time |
|--------------|---------------|---------------|---------------|
| 1 | 27.337 | 28.203 | 55.540 |
| 2 | 24.035 | 27.976 | 52.011 |
| 3 | 24.028 | 27.908 | 51.936 |
| 4 | 23.727 | 27.793 | 51.520 |
| 5 | 23.784 | 27.680 | 51.464 |
| 6 | 23.856 | 28.276 | 52.132 |
| 7 | 37.298 | 27.651 | 01:04.949 |
| 8 | 23.636 | 27.770 | 51.406 |
| 9 | 23.628 | 27.650 | 51.278 |
| 10 | 23.518 | 27.567 | 51.085 |
| 11 | 23.662 | 27.603 | 51.265 |
| 12 | 23.572 | 27.712 | 51.284 |
| 13 | 23.524 | 27.658 | 51.182 |
| 14 | 23.542 | 27.528 | 51.070 |
| 15 | 23.520 | 27.890 | 51.410 |
| 16 | 23.557 | 27.496 | 51.053 |
| 17 | 23.478 | 28.818 | 52.296 |
| 18 | 24.100 | 27.907 | 52.007 |
| 19 | 23.564 | 27.936 | 51.500 |
| 20 | 23.609 | 27.818 | 51.427 |
| 21 | 23.494 | 27.810 | 51.304 |
| 22 | 23.520 | 27.467 | 50.987 |
| 23 | 23.513 | 27.679 | 51.192 |
| 24 | 23.617 | 27.698 | 51.315 |
| 25 | 23.500 | 27.746 | 51.246 |
| IDEAL | 23.478 | 27.467 | 50.945 |

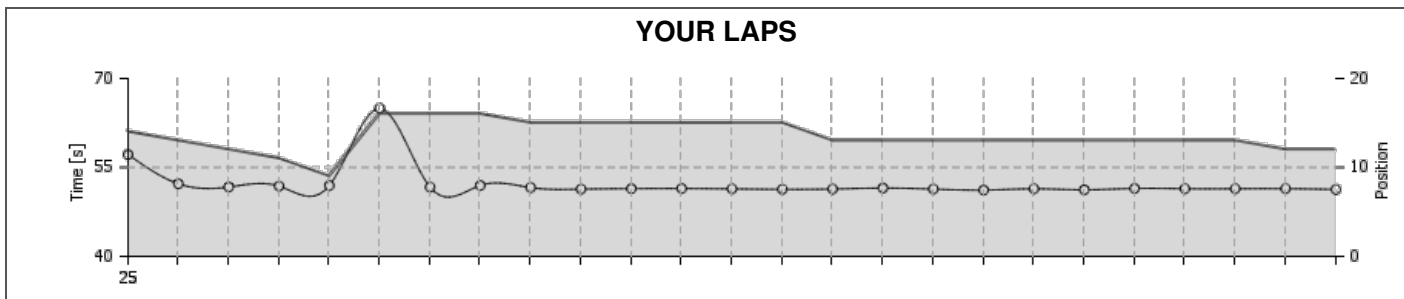
YOUR COMPETITORS

| Pos | Driver | Kart | Best S1 | Best S2 | Best Lap | Gap |
|-----------------------------|--------------------------|------|---------------|---------------|---------------|---------|
| 1 | 29 Neefs Peter . | 6 | 23.278 | 27.057 | 50.335 | +00.000 |
| 2 | 66 Holler Dennis . | 21 | 23.340 | 27.097 | 50.463 | +03.157 |
| 3 | 38 Logan Sougne . | 3 | 23.326 | 27.018 | 50.377 | +03.488 |
| 4 | 143 Kolodziej Pawel . | 16 | 23.297 | 27.181 | 50.568 | +05.348 |
| 5 | 150 Nieroda Patryk . | 20 | 23.404 | 27.190 | 50.594 | +10.040 |
| 6 | 110 Mikolaj Pel . | 11 | 23.382 | 27.124 | 50.528 | +10.314 |
| 7 | 4 Soneson Hans . | 13 | 23.452 | 27.285 | 50.915 | +13.881 |
| 8 | 123 Hollink Emile . | 14 | 23.477 | 27.456 | 51.015 | +15.141 |
| 9 | 27 DEGAIGNE Arnaud . | 26 | 23.419 | 27.125 | 50.647 | +15.513 |
| 10 | 96 Zaluski Karol . | 18 | 23.626 | 27.353 | 51.040 | +19.456 |
| 11 | 53 Gomez Sandra . | 7 | 23.478 | 27.467 | 50.987 | +20.207 |
| 12 | 41 Krawczak Robert . | 15 | 23.595 | 27.574 | 51.175 | +23.256 |
| 13 | 13 Bergiel Maksymilian . | 22 | 23.420 | 27.387 | 50.847 | +23.453 |
| 14 | 83 Raczynski Alan . | 17 | 23.600 | 27.539 | 51.162 | +25.715 |
| 15 | 2 Frackowiak Pawel . | 24 | 23.572 | 27.475 | 51.365 | +29.961 |
| 16 | 3 Sartori Marcelo . | 9 | 23.822 | 27.687 | 51.648 | +36.724 |
| 17 | 170 Rudek Krzysztof . | 12 | 23.543 | 27.412 | 50.999 | +37.073 |
| THEORETICAL BEST LAP | | | 23.278 | 27.018 | 50.296 | |

TRACK RECORDS

| TOP DNIA | | | TOP TYGODNIA | | | TOP MIESIĄCA | | | TOP KONFIGURACJI | | | TOP KOBIEŃ | | |
|----------|--------------------------|--------|--------------|----------------------|--------|--------------|----------------------|--------|------------------|----------------------|--------|------------|--------------|--------|
| # | Driver | Lap | # | Driver | Lap | # | Driver | Lap | # | Driver | Lap | # | Driver | Lap |
| 1 | 79 Lohse Andre . | 50.156 | 1 | Romano Franssen . | 49.511 | 1 | Romano Franssen . | 49.511 | 1 | PALECZKA E. | 52.523 | 1 | PALECZKA E. | 52.523 |
| 2 | 104 Klek Jakub . | 50.230 | 2 | Jakub Kłęk . | 49.527 | 2 | Jakub Kłęk . | 49.527 | 2 | MOTZ M. | 54.835 | 2 | MOTZ M. | 54.835 |
| 3 | 100 Haarbosch Rico . | 50.274 | 3 | Jakub Olechowski . | 49.614 | 3 | Jakub Olechowski . | 49.614 | 3 | Jakub Olechowski . | 49.614 | 3 | VERSCHOOR T. | 55.332 |
| 4 | 137 puyato onpithi . | 50.284 | 4 | Mateusz Bartsch . | 49.619 | 4 | Mateusz Bartsch . | 49.619 | 4 | Mateusz Bartsch . | 49.619 | 4 | PRUCNAL K. | 55.502 |
| 5 | 125 Kahlert Daniel . | 50.301 | 5 | Erik Berggren . | 49.762 | 5 | Erik Berggren . | 49.762 | 5 | Erik Berggren . | 49.762 | 5 | PRUCNAL K. | 55.704 |
| 6 | 101 Papke Sebastian . | 50.324 | 6 | Dawid Chart . | 49.798 | 6 | Dawid Chart . | 49.798 | 6 | Dawid Chart . | 49.798 | 6 | PILAT K. | 55.739 |
| 7 | 198 Pel Artur . | 50.335 | 7 | Wojciech Stefaniuk . | 49.807 | 7 | Wojciech Stefaniuk . | 49.807 | 7 | Wojciech Stefaniuk . | 49.807 | 7 | -- | 00.000 |
| 8 | 29 Neefs Peter . | 50.335 | 8 | Lorenzo Stolk . | 49.818 | 8 | Lorenzo Stolk . | 49.818 | 8 | Lorenzo Stolk . | 49.818 | 8 | -- | 00.000 |
| 9 | 94 Siese Maxi . | 50.337 | 9 | Gaal Andras . | 49.831 | 9 | Gaal Andras . | 49.831 | 9 | Gaal Andras . | 49.831 | 9 | -- | 00.000 |
| 10 | 99 Baccelleri Giovanni . | 50.361 | 10 | Lars-Ole Jenss . | 49.852 | 10 | Lars-Ole Jenss . | 49.852 | 10 | Lars-Ole Jenss . | 49.852 | 10 | -- | 00.000 |

| | | | |
|-----------|---------------------------|----------------|-------------------|
| Position | Kart | Best Lap | Date |
| 12 | 41 Krawczak Robert | Kart 15 | 51.175 |
| | | | 27-07-2018 |



YOUR RESULTS

| Lap | S1 | S2 | Lap time |
|--------------|---------------|---------------|---------------|
| 1 | 28.990 | 28.181 | 57.171 |
| 2 | 24.174 | 28.057 | 52.231 |
| 3 | 23.959 | 27.734 | 51.693 |
| 4 | 23.950 | 27.889 | 51.839 |
| 5 | 23.850 | 28.096 | 51.946 |
| 6 | 37.380 | 27.579 | 01:04.959 |
| 7 | 23.756 | 27.918 | 51.674 |
| 8 | 23.844 | 28.119 | 51.963 |
| 9 | 23.897 | 27.698 | 51.595 |
| 10 | 23.609 | 27.720 | 51.329 |
| 11 | 23.654 | 27.769 | 51.423 |
| 12 | 23.761 | 27.681 | 51.442 |
| 13 | 23.730 | 27.648 | 51.378 |
| 14 | 23.669 | 27.630 | 51.299 |
| 15 | 23.683 | 27.672 | 51.355 |
| 16 | 23.757 | 27.764 | 51.521 |
| 17 | 23.626 | 27.716 | 51.342 |
| 18 | 23.601 | 27.574 | 51.175 |
| 19 | 23.804 | 27.589 | 51.393 |
| 20 | 23.595 | 27.628 | 51.223 |
| 21 | 23.652 | 27.804 | 51.456 |
| 22 | 23.783 | 27.623 | 51.406 |
| 23 | 23.645 | 27.752 | 51.397 |
| 24 | 23.774 | 27.639 | 51.413 |
| 25 | 23.650 | 27.635 | 51.285 |
| IDEAL | 23.595 | 27.574 | 51.169 |

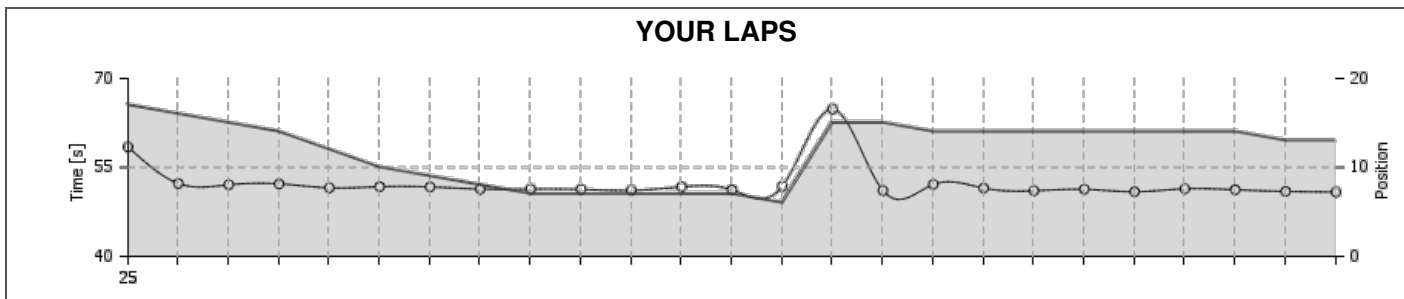
YOUR COMPETITORS

| Pos | Driver | Kart | Best S1 | Best S2 | Best Lap | Gap |
|-----------------------------|--------------------------|------|---------------|---------------|---------------|---------|
| 1 | 29 Neefs Peter . | 6 | 23.278 | 27.057 | 50.335 | +00.000 |
| 2 | 66 Holler Dennis . | 21 | 23.340 | 27.097 | 50.463 | +03.157 |
| 3 | 38 Logan Sougne . | 3 | 23.326 | 27.018 | 50.377 | +03.488 |
| 4 | 143 Kolodziej Pawel . | 16 | 23.297 | 27.181 | 50.568 | +05.348 |
| 5 | 150 Nieroda Patryk . | 20 | 23.404 | 27.190 | 50.594 | +10.040 |
| 6 | 110 Mikolaj Pel . | 11 | 23.382 | 27.124 | 50.528 | +10.314 |
| 7 | 4 Soneson Hans . | 13 | 23.452 | 27.285 | 50.915 | +13.881 |
| 8 | 123 Hollink Emile . | 14 | 23.477 | 27.456 | 51.015 | +15.141 |
| 9 | 27 DEGAIGNE Arnaud . | 26 | 23.419 | 27.125 | 50.647 | +15.513 |
| 10 | 96 Zaluski Karol . | 18 | 23.626 | 27.353 | 51.040 | +19.456 |
| 11 | 53 Gomez Sandra . | 7 | 23.478 | 27.467 | 50.987 | +20.207 |
| 12 | 41 Krawczak Robert . | 15 | 23.595 | 27.574 | 51.175 | +23.256 |
| 13 | 13 Bergiel Maksymilian . | 22 | 23.420 | 27.387 | 50.847 | +23.453 |
| 14 | 83 Raczynski Alan . | 17 | 23.600 | 27.539 | 51.162 | +25.715 |
| 15 | 2 Frackowiak Pawel . | 24 | 23.572 | 27.475 | 51.365 | +29.961 |
| 16 | 3 Sartori Marcelo . | 9 | 23.822 | 27.687 | 51.648 | +36.724 |
| 17 | 170 Rudek Krzysztof . | 12 | 23.543 | 27.412 | 50.999 | +37.073 |
| THEORETICAL BEST LAP | | | 23.278 | 27.018 | 50.296 | |

TRACK RECORDS

| TOP DNIA | | | TOP TYGODNIA | | | TOP MIESIĄCA | | | TOP KONFIGURACJI | | | TOP KOBIET | | |
|----------|--------------------------|--------|--------------|----------------------|--------|--------------|----------------------|--------|------------------|----------------------|--------|------------|--------------|--------|
| # | Driver | Lap | # | Driver | Lap | # | Driver | Lap | # | Driver | Lap | # | Driver | Lap |
| 1 | 79 Lohse Andre . | 50.156 | 1 | Romano Franssen . | 49.511 | 1 | Romano Franssen . | 49.511 | 1 | Romano Franssen . | 49.511 | 1 | PALECZKA E. | 52.523 |
| 2 | 104 Klek Jakub . | 50.230 | 2 | Jakub Klęk . | 49.527 | 2 | Jakub Klęk . | 49.527 | 2 | Jakub Klęk . | 49.527 | 2 | MOTZ M. | 54.835 |
| 3 | 100 Haarbosch Rico . | 50.274 | 3 | Jakub Olechowski . | 49.614 | 3 | Jakub Olechowski . | 49.614 | 3 | Jakub Olechowski . | 49.614 | 3 | VERSCHOOR T. | 55.332 |
| 4 | 137 puyato opnithi . | 50.284 | 4 | Mateusz Bartsch . | 49.619 | 4 | Mateusz Bartsch . | 49.619 | 4 | Mateusz Bartsch . | 49.619 | 4 | PRUCNAL K. | 55.502 |
| 5 | 125 Kahlert Daniel . | 50.301 | 5 | Erik Berggren . | 49.762 | 5 | Erik Berggren . | 49.762 | 5 | Erik Berggren . | 49.762 | 5 | PRUCNAL K. | 55.704 |
| 6 | 101 Papke Sebastian . | 50.324 | 6 | Dawid Chart . | 49.798 | 6 | Dawid Chart . | 49.798 | 6 | Dawid Chart . | 49.798 | 6 | PILAT K. | 55.739 |
| 7 | 198 Pel Artur . | 50.335 | 7 | Wojciech Stefaniuk . | 49.807 | 7 | Wojciech Stefaniuk . | 49.807 | 7 | Wojciech Stefaniuk . | 49.807 | 7 | -- | 00.000 |
| 8 | 29 Neefs Peter . | 50.335 | 8 | Lorenzo Stolk . | 49.818 | 8 | Lorenzo Stolk . | 49.818 | 8 | Lorenzo Stolk . | 49.818 | 8 | -- | 00.000 |
| 9 | 94 Siese Maxi . | 50.337 | 9 | Gaal Andras . | 49.831 | 9 | Gaal Andras . | 49.831 | 9 | Gaal Andras . | 49.831 | 9 | -- | 00.000 |
| 10 | 99 Baccelleri Giovanni . | 50.361 | 10 | Lars-Ole Jenss . | 49.852 | 10 | Lars-Ole Jenss . | 49.852 | 10 | Lars-Ole Jenss . | 49.852 | 10 | -- | 00.000 |

| | | | |
|-------------------------------|----------------|---------------|------------|
| Position | Kart | Best Lap | Date |
| 13 | Kart 22 | 50.847 | 27-07-2018 |
| 13 Bergiel Maksymilian | | | |



YOUR RESULTS

| Lap | S1 | S2 | Lap time |
|--------------|---------------|---------------|---------------|
| 1 | 30.125 | 28.327 | 58.452 |
| 2 | 24.235 | 28.050 | 52.285 |
| 3 | 24.162 | 27.908 | 52.070 |
| 4 | 24.259 | 27.973 | 52.232 |
| 5 | 23.870 | 27.685 | 51.555 |
| 6 | 23.814 | 27.931 | 51.745 |
| 7 | 23.738 | 27.973 | 51.711 |
| 8 | 23.694 | 27.651 | 51.345 |
| 9 | 23.577 | 27.751 | 51.328 |
| 10 | 23.664 | 27.615 | 51.279 |
| 11 | 23.578 | 27.542 | 51.120 |
| 12 | 23.674 | 28.045 | 51.719 |
| 13 | 23.687 | 27.519 | 51.206 |
| 14 | 23.638 | 28.153 | 51.791 |
| 15 | 37.433 | 27.418 | 01:04.851 |
| 16 | 23.689 | 27.387 | 51.076 |
| 17 | 24.585 | 27.543 | 52.128 |
| 18 | 23.584 | 27.924 | 51.508 |
| 19 | 23.641 | 27.423 | 51.064 |
| 20 | 23.545 | 27.758 | 51.303 |
| 21 | 23.420 | 27.484 | 50.904 |
| 22 | 23.563 | 27.833 | 51.396 |
| 23 | 23.560 | 27.675 | 51.235 |
| 24 | 23.531 | 27.424 | 50.955 |
| 25 | 23.458 | 27.389 | 50.847 |
| IDEAL | 23.420 | 27.387 | 50.807 |

YOUR COMPETITORS

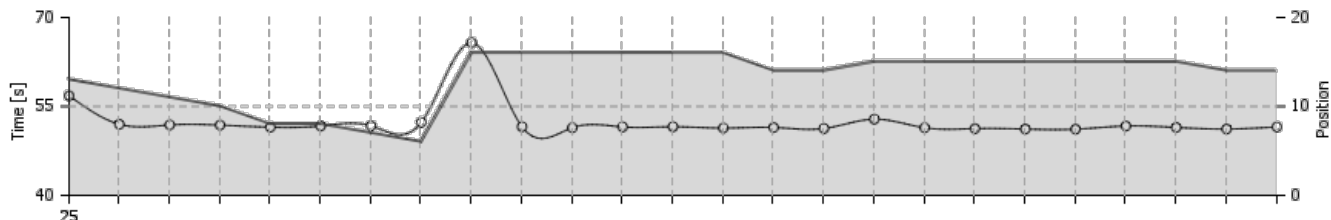
| Pos | Driver | Kart | Best S1 | Best S2 | Best Lap | Gap |
|-----------------------------|--------------------------|------|---------------|---------------|---------------|---------|
| 1 | 29 Neefs Peter . | 6 | 23.278 | 27.057 | 50.335 | +00.000 |
| 2 | 66 Holler Dennis . | 21 | 23.340 | 27.097 | 50.463 | +03.157 |
| 3 | 38 Logan Sougne . | 3 | 23.326 | 27.018 | 50.377 | +03.488 |
| 4 | 143 Kolodziej Pawel . | 16 | 23.297 | 27.181 | 50.568 | +05.348 |
| 5 | 150 Nieroda Patryk . | 20 | 23.404 | 27.190 | 50.594 | +10.040 |
| 6 | 110 Mikolaj Pel . | 11 | 23.382 | 27.124 | 50.528 | +10.314 |
| 7 | 4 Soneson Hans . | 13 | 23.452 | 27.285 | 50.915 | +13.881 |
| 8 | 123 Hollink Emile . | 14 | 23.477 | 27.456 | 51.015 | +15.141 |
| 9 | 27 DEGAIGNE Arnaud . | 26 | 23.419 | 27.125 | 50.647 | +15.513 |
| 10 | 96 Zaluski Karol . | 18 | 23.626 | 27.353 | 51.040 | +19.456 |
| 11 | 53 Gomez Sandra . | 7 | 23.478 | 27.467 | 50.987 | +20.207 |
| 12 | 41 Krawczak Robert . | 15 | 23.595 | 27.574 | 51.175 | +23.256 |
| 13 | 13 Bergiel Maksymilian . | 22 | 23.420 | 27.387 | 50.847 | +23.453 |
| 14 | 83 Raczynski Alan . | 17 | 23.600 | 27.539 | 51.162 | +25.715 |
| 15 | 2 Frackowiak Pawel . | 24 | 23.572 | 27.475 | 51.365 | +29.961 |
| 16 | 3 Sartori Marcelo . | 9 | 23.822 | 27.687 | 51.648 | +36.724 |
| 17 | 170 Rudek Krzysztof . | 12 | 23.543 | 27.412 | 50.999 | +37.073 |
| THEORETICAL BEST LAP | | | 23.278 | 27.018 | 50.296 | |

TRACK RECORDS

| TOP DNIA | | | TOP TYGODNIA | | | TOP MIESIĄCA | | | TOP KONFIGURACJI | | | TOP KOBIEC | | |
|----------|--------------------------|--------|--------------|----------------------|--------|--------------|----------------------|--------|------------------|----------------------|--------|------------|--------------|--------|
| # | Driver | Lap | # | Driver | Lap | # | Driver | Lap | # | Driver | Lap | # | Driver | Lap |
| 1 | 79 Lohse Andre . | 50.156 | 1 | Romano Franssen . | 49.511 | 1 | Romano Franssen . | 49.511 | 1 | Romano Franssen . | 49.511 | 1 | PALECZKA E. | 52.523 |
| 2 | 104 Klek Jakub . | 50.230 | 2 | Jakub Klęk . | 49.527 | 2 | Jakub Klęk . | 49.527 | 2 | Jakub Klęk . | 49.527 | 2 | MOTZ M. | 54.835 |
| 3 | 100 Haarbosch Rico . | 50.274 | 3 | Jakub Olechowski . | 49.614 | 3 | Jakub Olechowski . | 49.614 | 3 | Jakub Olechowski . | 49.614 | 3 | VERSCHOOR T. | 55.332 |
| 4 | 137 puyato oprnithi . | 50.284 | 4 | Mateusz Bartsch . | 49.619 | 4 | Mateusz Bartsch . | 49.619 | 4 | Mateusz Bartsch . | 49.619 | 4 | PRUCNAL K. | 55.502 |
| 5 | 125 Kahlert Daniel . | 50.301 | 5 | Erik Berggren . | 49.762 | 5 | Erik Berggren . | 49.762 | 5 | Erik Berggren . | 49.762 | 5 | PRUCNAL K. | 55.704 |
| 6 | 101 Papke Sebastian . | 50.324 | 6 | Dawid Chart . | 49.798 | 6 | Dawid Chart . | 49.798 | 6 | Dawid Chart . | 49.798 | 6 | PILAT K. | 55.739 |
| 7 | 198 Pel Artur . | 50.335 | 7 | Wojciech Stefaniuk . | 49.807 | 7 | Wojciech Stefaniuk . | 49.807 | 7 | Wojciech Stefaniuk . | 49.807 | 7 | --- | 00.000 |
| 8 | 29 Neefs Peter . | 50.335 | 8 | Lorenzo Stolk . | 49.818 | 8 | Lorenzo Stolk . | 49.818 | 8 | Lorenzo Stolk . | 49.818 | 8 | --- | 00.000 |
| 9 | 94 Siese Maxi . | 50.337 | 9 | Gaal Andras . | 49.831 | 9 | Gaal Andras . | 49.831 | 9 | Gaal Andras . | 49.831 | 9 | --- | 00.000 |
| 10 | 99 Baccelleri Giovanni . | 50.361 | 10 | Lars-Ole Jenss . | 49.852 | 10 | Lars-Ole Jenss . | 49.852 | 10 | Lars-Ole Jenss . | 49.852 | 10 | --- | 00.000 |

Position **14** Kart **83 Raczynski Alan** Best Lap **51.162** Date **27-07-2018**

YOUR LAPS



YOUR RESULTS

| Lap | S1 | S2 | Lap time |
|--------------|---------------|---------------|---------------|
| 1 | 28.654 | 28.143 | 56.797 |
| 2 | 24.057 | 27.927 | 51.984 |
| 3 | 24.075 | 27.801 | 51.876 |
| 4 | 24.011 | 27.835 | 51.846 |
| 5 | 23.905 | 27.593 | 51.498 |
| 6 | 23.908 | 27.790 | 51.698 |
| 7 | 23.953 | 27.776 | 51.729 |
| 8 | 24.066 | 28.250 | 52.316 |
| 9 | 38.023 | 27.712 | 01:05.735 |
| 10 | 23.869 | 27.692 | 51.561 |
| 11 | 23.715 | 27.691 | 51.406 |
| 12 | 23.758 | 27.785 | 51.543 |
| 13 | 23.849 | 27.719 | 51.568 |
| 14 | 23.740 | 27.609 | 51.349 |
| 15 | 23.870 | 27.583 | 51.453 |
| 16 | 23.695 | 27.579 | 51.274 |
| 17 | 25.019 | 27.825 | 52.844 |
| 18 | 23.738 | 27.666 | 51.404 |
| 19 | 23.721 | 27.539 | 51.260 |
| 20 | 23.632 | 27.547 | 51.179 |
| 21 | 23.600 | 27.562 | 51.162 |
| 22 | 24.001 | 27.698 | 51.699 |
| 23 | 23.684 | 27.769 | 51.453 |
| 24 | 23.621 | 27.568 | 51.189 |
| 25 | 23.802 | 27.742 | 51.544 |
| IDEAL | 23.600 | 27.539 | 51.139 |

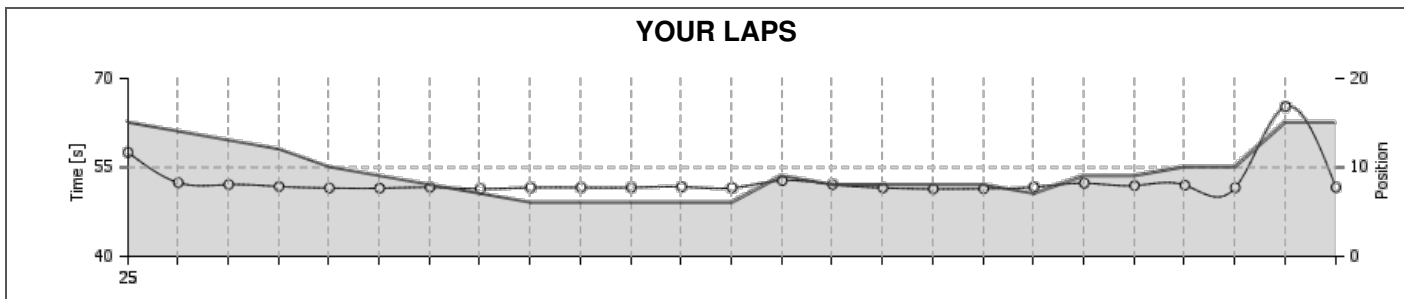
YOUR COMPETITORS

| Pos | Driver | Kart | Best S1 | Best S2 | Best Lap | Gap |
|-----------------------------|--------------------------|------|---------------|---------------|---------------|---------|
| 1 | 29 Neefs Peter . | 6 | 23.278 | 27.057 | 50.335 | +00.000 |
| 2 | 66 Holler Dennis . | 21 | 23.340 | 27.097 | 50.463 | +03.157 |
| 3 | 38 Logan Sougne . | 3 | 23.326 | 27.018 | 50.377 | +03.488 |
| 4 | 143 Kolodziej Pawel . | 16 | 23.297 | 27.181 | 50.568 | +05.348 |
| 5 | 150 Nieroda Patryk . | 20 | 23.404 | 27.190 | 50.594 | +10.040 |
| 6 | 110 Mikolaj Pel . | 11 | 23.382 | 27.124 | 50.528 | +10.314 |
| 7 | 4 Soneson Hans . | 13 | 23.452 | 27.285 | 50.915 | +13.881 |
| 8 | 123 Hollink Emile . | 14 | 23.477 | 27.456 | 51.015 | +15.141 |
| 9 | 27 DEGAIGNE Arnaud . | 26 | 23.419 | 27.125 | 50.647 | +15.513 |
| 10 | 96 Zaluski Karol . | 18 | 23.626 | 27.353 | 51.040 | +19.456 |
| 11 | 53 Gomez Sandra . | 7 | 23.478 | 27.467 | 50.987 | +20.207 |
| 12 | 41 Krawczak Robert . | 15 | 23.595 | 27.574 | 51.175 | +23.256 |
| 13 | 13 Bergiel Maksymilian . | 22 | 23.420 | 27.387 | 50.847 | +23.453 |
| 14 | 83 Raczynski Alan . | 17 | 23.600 | 27.539 | 51.162 | +25.715 |
| 15 | 2 Frackowiak Pawel . | 24 | 23.572 | 27.475 | 51.365 | +29.961 |
| 16 | 3 Sartori Marcelo . | 9 | 23.822 | 27.687 | 51.648 | +36.724 |
| 17 | 170 Rudek Krzysztof . | 12 | 23.543 | 27.412 | 50.999 | +37.073 |
| THEORETICAL BEST LAP | | | 23.278 | 27.018 | 50.296 | |

TRACK RECORDS

| TOP DNIA | | | TOP TYGODNIA | | | TOP MIESIĄCA | | | TOP KONFIGURACJI | | | TOP KOBIEŃ | | |
|----------|--------------------------|--------|--------------|----------------------|--------|--------------|----------------------|--------|------------------|----------------------|--------|------------|--------------|--------|
| # | Driver | Lap | # | Driver | Lap | # | Driver | Lap | # | Driver | Lap | # | Driver | Lap |
| 1 | 79 Lohse Andre . | 50.156 | 1 | Romano Franssen . | 49.511 | 1 | Romano Franssen . | 49.511 | 1 | Romano Franssen . | 49.511 | 1 | PALECZKA E. | 52.523 |
| 2 | 104 Klek Jakub . | 50.230 | 2 | Jakub Kłęk . | 49.527 | 2 | Jakub Kłęk . | 49.527 | 2 | Jakub Kłęk . | 49.527 | 2 | MOTZ M. | 54.835 |
| 3 | 100 Haarbosch Rico . | 50.274 | 3 | Jakub Olechowski . | 49.614 | 3 | Jakub Olechowski . | 49.614 | 3 | Jakub Olechowski . | 49.614 | 3 | VERSCHOOR T. | 55.332 |
| 4 | 137 puyato opnithi . | 50.284 | 4 | Mateusz Bartsch . | 49.619 | 4 | Mateusz Bartsch . | 49.619 | 4 | Mateusz Bartsch . | 49.619 | 4 | PRUCNAL K. | 55.502 |
| 5 | 125 Kahlert Daniel . | 50.301 | 5 | Erik Berggren . | 49.762 | 5 | Erik Berggren . | 49.762 | 5 | Erik Berggren . | 49.762 | 5 | PRUCNAL K. | 55.704 |
| 6 | 101 Papke Sebastian . | 50.324 | 6 | Dawid Chart . | 49.798 | 6 | Dawid Chart . | 49.798 | 6 | Dawid Chart . | 49.798 | 6 | PILAT K. | 55.739 |
| 7 | 198 Pel Artur . | 50.335 | 7 | Wojciech Stefaniuk . | 49.807 | 7 | Wojciech Stefaniuk . | 49.807 | 7 | Wojciech Stefaniuk . | 49.807 | 7 | -- | 00.000 |
| 8 | 29 Neefs Peter . | 50.335 | 8 | Lorenzo Stolk . | 49.818 | 8 | Lorenzo Stolk . | 49.818 | 8 | Lorenzo Stolk . | 49.818 | 8 | -- | 00.000 |
| 9 | 94 Siese Maxi . | 50.337 | 9 | Gaal Andras . | 49.831 | 9 | Gaal Andras . | 49.831 | 9 | Gaal Andras . | 49.831 | 9 | -- | 00.000 |
| 10 | 99 Baccelleri Giovanni . | 50.361 | 10 | Lars-Ole Jenss . | 49.852 | 10 | Lars-Ole Jenss . | 49.852 | 10 | Lars-Ole Jenss . | 49.852 | 10 | -- | 00.000 |

| | | | |
|-----------|---------------------------|----------------|---------------|
| Position | Kart | Best Lap | Date |
| 15 | 2 Frackowiak Pawel | Kart 24 | 51.365 |
| | | | 27-07-2018 |



YOUR RESULTS

| Lap | S1 | S2 | Lap time |
|--------------|---------------|---------------|---------------|
| 1 | 29.389 | 28.149 | 57.538 |
| 2 | 24.164 | 28.257 | 52.421 |
| 3 | 24.106 | 27.997 | 52.103 |
| 4 | 24.035 | 27.742 | 51.777 |
| 5 | 23.856 | 27.669 | 51.525 |
| 6 | 23.859 | 27.632 | 51.491 |
| 7 | 23.981 | 27.663 | 51.644 |
| 8 | 23.800 | 27.591 | 51.391 |
| 9 | 23.817 | 27.778 | 51.595 |
| 10 | 23.865 | 27.744 | 51.609 |
| 11 | 23.914 | 27.702 | 51.616 |
| 12 | 23.837 | 27.897 | 51.734 |
| 13 | 23.786 | 27.757 | 51.543 |
| 14 | 24.222 | 28.553 | 52.775 |
| 15 | 24.442 | 27.671 | 52.113 |
| 16 | 23.898 | 27.648 | 51.546 |
| 17 | 23.745 | 27.620 | 51.365 |
| 18 | 23.762 | 27.643 | 51.405 |
| 19 | 24.059 | 27.625 | 51.684 |
| 20 | 24.855 | 27.475 | 52.330 |
| 21 | 23.572 | 28.365 | 51.937 |
| 22 | 24.474 | 27.530 | 52.004 |
| 23 | 23.670 | 27.904 | 51.574 |
| 24 | 37.526 | 27.730 | 01:05.256 |
| 25 | 23.777 | 27.860 | 51.637 |
| IDEAL | 23.572 | 27.475 | 51.047 |

YOUR COMPETITORS

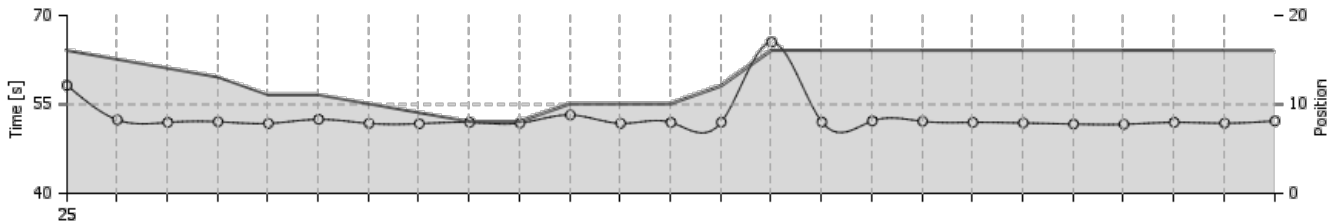
| Pos | Driver | Kart | Best S1 | Best S2 | Best Lap | Gap |
|-----------------------------|--------------------------|------|---------------|---------------|---------------|---------|
| 1 | 29 Neefs Peter . | 6 | 23.278 | 27.057 | 50.335 | +00.000 |
| 2 | 66 Holler Dennis . | 21 | 23.340 | 27.097 | 50.463 | +03.157 |
| 3 | 38 Logan Sougne . | 3 | 23.326 | 27.018 | 50.377 | +03.488 |
| 4 | 143 Kolodziej Pawel . | 16 | 23.297 | 27.181 | 50.568 | +05.348 |
| 5 | 150 Nieroda Patryk . | 20 | 23.404 | 27.190 | 50.594 | +10.040 |
| 6 | 110 Mikolaj Pel . | 11 | 23.382 | 27.124 | 50.528 | +10.314 |
| 7 | 4 Soneson Hans . | 13 | 23.452 | 27.285 | 50.915 | +13.881 |
| 8 | 123 Hollink Emile . | 14 | 23.477 | 27.456 | 51.015 | +15.141 |
| 9 | 27 DEGAIGNE Arnaud . | 26 | 23.419 | 27.125 | 50.647 | +15.513 |
| 10 | 96 Zaluski Karol . | 18 | 23.626 | 27.353 | 51.040 | +19.456 |
| 11 | 53 Gomez Sandra . | 7 | 23.478 | 27.467 | 50.987 | +20.207 |
| 12 | 41 Krawczak Robert . | 15 | 23.595 | 27.574 | 51.175 | +23.256 |
| 13 | 13 Bergiel Maksymilian . | 22 | 23.420 | 27.387 | 50.847 | +23.453 |
| 14 | 83 Raczynski Alan . | 17 | 23.600 | 27.539 | 51.162 | +25.715 |
| 15 | 2 Frackowiak Pawel . | 24 | 23.572 | 27.475 | 51.365 | +29.961 |
| 16 | 3 Sartori Marcelo . | 9 | 23.822 | 27.687 | 51.648 | +36.724 |
| 17 | 170 Rudek Krzysztof . | 12 | 23.543 | 27.412 | 50.999 | +37.073 |
| THEORETICAL BEST LAP | | | 23.278 | 27.018 | 50.296 | |

TRACK RECORDS

| TOP DNIA | | | TOP TYGODNIA | | | TOP MIESIĄCA | | | TOP KONFIGURACJI | | | TOP KOBIEC | | |
|----------|--------------------------|--------|--------------|----------------------|--------|--------------|----------------------|--------|------------------|----------------------|--------|------------|--------------|--------|
| # | Driver | Lap | # | Driver | Lap | # | Driver | Lap | # | Driver | Lap | # | Driver | Lap |
| 1 | 79 Lohse Andre . | 50.156 | 1 | Romano Franssen . | 49.511 | 1 | Romano Franssen . | 49.511 | 1 | PALECZKA E. | 52.523 | 1 | PALECZKA E. | 52.523 |
| 2 | 104 Klek Jakub . | 50.230 | 2 | Jakub Klęk . | 49.527 | 2 | Jakub Klęk . | 49.527 | 2 | Jakub Klęk . | 49.527 | 2 | MOTZ M. | 54.835 |
| 3 | 100 Haarbosch Rico . | 50.274 | 3 | Jakub Olechowski . | 49.614 | 3 | Jakub Olechowski . | 49.614 | 3 | Jakub Olechowski . | 49.614 | 3 | VERSCHOOR T. | 55.332 |
| 4 | 137 puyato oprnithi . | 50.284 | 4 | Mateusz Bartsch . | 49.619 | 4 | Mateusz Bartsch . | 49.619 | 4 | Mateusz Bartsch . | 49.619 | 4 | PRUCNAL K. | 55.502 |
| 5 | 125 Kahlert Daniel . | 50.301 | 5 | Erik Berggren . | 49.762 | 5 | Erik Berggren . | 49.762 | 5 | Erik Berggren . | 49.762 | 5 | PRUCNAL K. | 55.704 |
| 6 | 101 Papke Sebastian . | 50.324 | 6 | Dawid Chart . | 49.798 | 6 | Dawid Chart . | 49.798 | 6 | Dawid Chart . | 49.798 | 6 | PILAT K. | 55.739 |
| 7 | 198 Pel Artur . | 50.335 | 7 | Wojciech Stefaniuk . | 49.807 | 7 | Wojciech Stefaniuk . | 49.807 | 7 | Wojciech Stefaniuk . | 49.807 | 7 | --- | 00.000 |
| 8 | 29 Neefs Peter . | 50.335 | 8 | Lorenzo Stolk . | 49.818 | 8 | Lorenzo Stolk . | 49.818 | 8 | Lorenzo Stolk . | 49.818 | 8 | --- | 00.000 |
| 9 | 94 Siese Maxi . | 50.337 | 9 | Gaal Andras . | 49.831 | 9 | Gaal Andras . | 49.831 | 9 | Gaal Andras . | 49.831 | 9 | --- | 00.000 |
| 10 | 99 Baccelleri Giovanni . | 50.361 | 10 | Lars-Ole Jenss . | 49.852 | 10 | Lars-Ole Jenss . | 49.852 | 10 | Lars-Ole Jenss . | 49.852 | 10 | --- | 00.000 |

| | | | |
|-----------|--------------------------|---------------|------------|
| Position | Kart | Best Lap | Date |
| 16 | 3 Sartori Marcelo | 51.648 | 27-07-2018 |

YOUR LAPS



YOUR RESULTS

| Lap | S1 | S2 | Lap time |
|--------------|---------------|---------------|---------------|
| 1 | 29.789 | 28.427 | 58.216 |
| 2 | 24.195 | 28.202 | 52.397 |
| 3 | 24.036 | 27.930 | 51.966 |
| 4 | 24.193 | 27.886 | 52.079 |
| 5 | 24.023 | 27.770 | 51.793 |
| 6 | 24.580 | 27.899 | 52.479 |
| 7 | 23.894 | 27.899 | 51.793 |
| 8 | 23.822 | 27.932 | 51.754 |
| 9 | 23.916 | 28.057 | 51.973 |
| 10 | 23.838 | 28.009 | 51.847 |
| 11 | 23.896 | 29.326 | 53.222 |
| 12 | 23.935 | 27.866 | 51.801 |
| 13 | 23.999 | 27.954 | 51.953 |
| 14 | 23.833 | 28.168 | 52.001 |
| 15 | 37.257 | 28.260 | 01:05.517 |
| 16 | 24.054 | 27.973 | 52.027 |
| 17 | 24.024 | 28.185 | 52.209 |
| 18 | 24.036 | 28.113 | 52.149 |
| 19 | 23.946 | 28.029 | 51.975 |
| 20 | 23.957 | 27.912 | 51.869 |
| 21 | 23.826 | 27.860 | 51.686 |
| 22 | 23.823 | 27.825 | 51.648 |
| 23 | 24.094 | 27.884 | 51.978 |
| 24 | 23.958 | 27.872 | 51.830 |
| 25 | 24.527 | 27.687 | 52.214 |
| IDEAL | 23.822 | 27.687 | 51.509 |

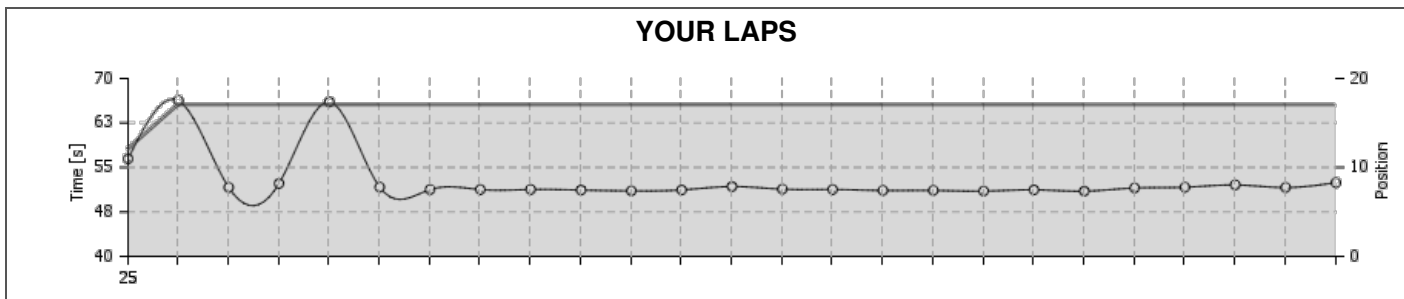
YOUR COMPETITORS

| Pos | Driver | Kart | Best S1 | Best S2 | Best Lap | Gap |
|-----------------------------|--------------------------|------|---------------|---------------|---------------|---------|
| 1 | 29 Neefs Peter . | 6 | 23.278 | 27.057 | 50.335 | +00.000 |
| 2 | 66 Holler Dennis . | 21 | 23.340 | 27.097 | 50.463 | +03.157 |
| 3 | 38 Logan Sougne . | 3 | 23.326 | 27.018 | 50.377 | +03.488 |
| 4 | 143 Kolodziej Pawel . | 16 | 23.297 | 27.181 | 50.568 | +05.348 |
| 5 | 150 Nieroda Patryk . | 20 | 23.404 | 27.190 | 50.594 | +10.040 |
| 6 | 110 Mikolaj Pel . | 11 | 23.382 | 27.124 | 50.528 | +10.314 |
| 7 | 4 Soneson Hans . | 13 | 23.452 | 27.285 | 50.915 | +13.881 |
| 8 | 123 Hollink Emile . | 14 | 23.477 | 27.456 | 51.015 | +15.141 |
| 9 | 27 DEGAIGNE Arnaud . | 26 | 23.419 | 27.125 | 50.647 | +15.513 |
| 10 | 96 Zaluski Karol . | 18 | 23.626 | 27.353 | 51.040 | +19.456 |
| 11 | 53 Gomez Sandra . | 7 | 23.478 | 27.467 | 50.987 | +20.207 |
| 12 | 41 Krawczak Robert . | 15 | 23.595 | 27.574 | 51.175 | +23.256 |
| 13 | 13 Bergiel Maksymilian . | 22 | 23.420 | 27.387 | 50.847 | +23.453 |
| 14 | 83 Raczynski Alan . | 17 | 23.600 | 27.539 | 51.162 | +25.715 |
| 15 | 2 Frackowiak Pawel . | 24 | 23.572 | 27.475 | 51.365 | +29.961 |
| 16 | 3 Sartori Marcelo . | 9 | 23.822 | 27.687 | 51.648 | +36.724 |
| 17 | 170 Rudek Krzysztof . | 12 | 23.543 | 27.412 | 50.999 | +37.073 |
| THEORETICAL BEST LAP | | | 23.278 | 27.018 | 50.296 | |

TRACK RECORDS

| TOP DNIA | | | TOP TYGODNIA | | | TOP MIESIĄCA | | | TOP KONFIGURACJI | | | TOP KOBIET | | |
|----------|--------------------------|--------|--------------|----------------------|--------|--------------|----------------------|--------|------------------|----------------------|--------|------------|--------------|--------|
| # | Driver | Lap | # | Driver | Lap | # | Driver | Lap | # | Driver | Lap | # | Driver | Lap |
| 1 | 79 Lohse Andre . | 50.156 | 1 | Romano Franssen . | 49.511 | 1 | Romano Franssen . | 49.511 | 1 | Romano Franssen . | 49.511 | 1 | PALECZKA E. | 52.523 |
| 2 | 104 Klek Jakub . | 50.230 | 2 | Jakub Klęk . | 49.527 | 2 | Jakub Klęk . | 49.527 | 2 | Jakub Klęk . | 49.527 | 2 | MOTZ M. | 54.835 |
| 3 | 100 Haarbosch Rico . | 50.274 | 3 | Jakub Olechowski . | 49.614 | 3 | Jakub Olechowski . | 49.614 | 3 | Jakub Olechowski . | 49.614 | 3 | VERSCHOOR T. | 55.332 |
| 4 | 137 puyato oprnithi . | 50.284 | 4 | Mateusz Bartsch . | 49.619 | 4 | Mateusz Bartsch . | 49.619 | 4 | Mateusz Bartsch . | 49.619 | 4 | PRUCNAL K. | 55.502 |
| 5 | 125 Kahlert Daniel . | 50.301 | 5 | Erik Berggren . | 49.762 | 5 | Erik Berggren . | 49.762 | 5 | Erik Berggren . | 49.762 | 5 | PRUCNAL K. | 55.704 |
| 6 | 101 Papke Sebastian . | 50.324 | 6 | Dawid Chart . | 49.798 | 6 | Dawid Chart . | 49.798 | 6 | Dawid Chart . | 49.798 | 6 | PILAT K. | 55.739 |
| 7 | 198 Pel Artur . | 50.335 | 7 | Wojciech Stefaniuk . | 49.807 | 7 | Wojciech Stefaniuk . | 49.807 | 7 | Wojciech Stefaniuk . | 49.807 | 7 | --- | 00.000 |
| 8 | 29 Neefs Peter . | 50.335 | 8 | Lorenzo Stolk . | 49.818 | 8 | Lorenzo Stolk . | 49.818 | 8 | Lorenzo Stolk . | 49.818 | 8 | --- | 00.000 |
| 9 | 94 Siese Maxi . | 50.337 | 9 | Gaal Andras . | 49.831 | 9 | Gaal Andras . | 49.831 | 9 | Gaal Andras . | 49.831 | 9 | --- | 00.000 |
| 10 | 99 Baccelleri Giovanni . | 50.361 | 10 | Lars-Ole Jenss . | 49.852 | 10 | Lars-Ole Jenss . | 49.852 | 10 | Lars-Ole Jenss . | 49.852 | 10 | --- | 00.000 |

| | | | | |
|-----------|----------------------------|----------------|---------------|------------|
| Position | | Kart | Best Lap | Date |
| 17 | 170 Rudek Krzysztof | Kart 12 | 50.999 | 27-07-2018 |



YOUR RESULTS

| Lap | S1 | S2 | Lap time |
|--------------|---------------|---------------|---------------|
| 1 | 27.689 | 28.774 | 56.463 |
| 2 | 38.414 | 27.857 | 01:06.271 |
| 3 | 23.891 | 27.728 | 51.619 |
| 4 | 23.972 | 28.326 | 52.298 |
| 5 | 38.128 | 27.926 | 01:06.054 |
| 6 | 23.797 | 27.874 | 51.671 |
| 7 | 23.733 | 27.529 | 51.262 |
| 8 | 23.628 | 27.641 | 51.269 |
| 9 | 23.748 | 27.526 | 51.274 |
| 10 | 23.708 | 27.469 | 51.177 |
| 11 | 23.553 | 27.492 | 51.045 |
| 12 | 23.577 | 27.627 | 51.204 |
| 13 | 23.739 | 28.035 | 51.774 |
| 14 | 23.795 | 27.537 | 51.332 |
| 15 | 23.633 | 27.639 | 51.272 |
| 16 | 23.700 | 27.412 | 51.112 |
| 17 | 23.658 | 27.458 | 51.116 |
| 18 | 23.558 | 27.452 | 51.010 |
| 19 | 23.543 | 27.678 | 51.221 |
| 20 | 23.546 | 27.453 | 50.999 |
| 21 | 23.712 | 27.823 | 51.535 |
| 22 | 23.860 | 27.798 | 51.658 |
| 23 | 24.075 | 27.973 | 52.048 |
| 24 | 23.887 | 27.722 | 51.609 |
| 25 | 24.703 | 27.729 | 52.432 |
| IDEAL | 23.543 | 27.412 | 50.955 |

YOUR COMPETITORS

| Pos | Driver | Kart | Best S1 | Best S2 | Best Lap | Gap |
|-----------------------------|--------------------------|------|---------------|---------------|---------------|---------|
| 1 | 29 Neefs Peter . | 6 | 23.278 | 27.057 | 50.335 | +00.000 |
| 2 | 66 Holler Dennis . | 21 | 23.340 | 27.097 | 50.463 | +03.157 |
| 3 | 38 Logan Sougne . | 3 | 23.326 | 27.018 | 50.377 | +03.488 |
| 4 | 143 Kolodziej Pawel . | 16 | 23.297 | 27.181 | 50.568 | +05.348 |
| 5 | 150 Nieroda Patryk . | 20 | 23.404 | 27.190 | 50.594 | +10.040 |
| 6 | 110 Mikolaj Pel . | 11 | 23.382 | 27.124 | 50.528 | +10.314 |
| 7 | 4 Soneson Hans . | 13 | 23.452 | 27.285 | 50.915 | +13.881 |
| 8 | 123 Hollink Emile . | 14 | 23.477 | 27.456 | 51.015 | +15.141 |
| 9 | 27 DEGAIGNE Arnaud . | 26 | 23.419 | 27.125 | 50.647 | +15.513 |
| 10 | 96 Zaluski Karol . | 18 | 23.626 | 27.353 | 51.040 | +19.456 |
| 11 | 53 Gomez Sandra . | 7 | 23.478 | 27.467 | 50.987 | +20.207 |
| 12 | 41 Krawczak Robert . | 15 | 23.595 | 27.574 | 51.175 | +23.256 |
| 13 | 13 Bergiel Maksymilian . | 22 | 23.420 | 27.387 | 50.847 | +23.453 |
| 14 | 83 Raczynski Alan . | 17 | 23.600 | 27.539 | 51.162 | +25.715 |
| 15 | 2 Frackowiak Pawel . | 24 | 23.572 | 27.475 | 51.365 | +29.961 |
| 16 | 3 Sartori Marcelo . | 9 | 23.822 | 27.687 | 51.648 | +36.724 |
| 17 | 170 Rudek Krzysztof . | 12 | 23.543 | 27.412 | 50.999 | +37.073 |
| THEORETICAL BEST LAP | | | 23.278 | 27.018 | 50.296 | |

TRACK RECORDS

| TOP DNIA | | | TOP TYGODNIA | | | TOP MIESIĄCA | | | TOP KONFIGURACJI | | | TOP KOBIEC | | |
|----------|--------------------------|--------|--------------|----------------------|--------|--------------|----------------------|--------|------------------|----------------------|--------|------------|--------------|--------|
| # | Driver | Lap | # | Driver | Lap | # | Driver | Lap | # | Driver | Lap | # | Driver | Lap |
| 1 | 79 Lohse Andre . | 50.156 | 1 | Romano Franssen . | 49.511 | 1 | Romano Franssen . | 49.511 | 1 | Romano Franssen . | 49.511 | 1 | PALECZKA E. | 52.523 |
| 2 | 104 Klek Jakub . | 50.230 | 2 | Jakub Klęk . | 49.527 | 2 | Jakub Klęk . | 49.527 | 2 | Jakub Klęk . | 49.527 | 2 | MOTZ M. | 54.835 |
| 3 | 100 Haarbosch Rico . | 50.274 | 3 | Jakub Olechowski . | 49.614 | 3 | Jakub Olechowski . | 49.614 | 3 | Jakub Olechowski . | 49.614 | 3 | VERSCHOOR T. | 55.332 |
| 4 | 137 puyato oprnithi . | 50.284 | 4 | Mateusz Bartsch . | 49.619 | 4 | Mateusz Bartsch . | 49.619 | 4 | Mateusz Bartsch . | 49.619 | 4 | PRUCNAL K. | 55.502 |
| 5 | 125 Kahlert Daniel . | 50.301 | 5 | Erik Berggren . | 49.762 | 5 | Erik Berggren . | 49.762 | 5 | Erik Berggren . | 49.762 | 5 | PRUCNAL K. | 55.704 |
| 6 | 101 Papke Sebastian . | 50.324 | 6 | Dawid Chart . | 49.798 | 6 | Dawid Chart . | 49.798 | 6 | Dawid Chart . | 49.798 | 6 | PILAT K. | 55.739 |
| 7 | 198 Pel Artur . | 50.335 | 7 | Wojciech Stefaniuk . | 49.807 | 7 | Wojciech Stefaniuk . | 49.807 | 7 | Wojciech Stefaniuk . | 49.807 | 7 | --- | 00.000 |
| 8 | 29 Neefs Peter . | 50.335 | 8 | Lorenzo Stolk . | 49.818 | 8 | Lorenzo Stolk . | 49.818 | 8 | Lorenzo Stolk . | 49.818 | 8 | --- | 00.000 |
| 9 | 94 Siese Maxi . | 50.337 | 9 | Gaal Andras . | 49.831 | 9 | Gaal Andras . | 49.831 | 9 | Gaal Andras . | 49.831 | 9 | --- | 00.000 |
| 10 | 99 Baccelleri Giovanni . | 50.361 | 10 | Lars-Ole Jenss . | 49.852 | 10 | Lars-Ole Jenss . | 49.852 | 10 | Lars-Ole Jenss . | 49.852 | 10 | --- | 00.000 |

