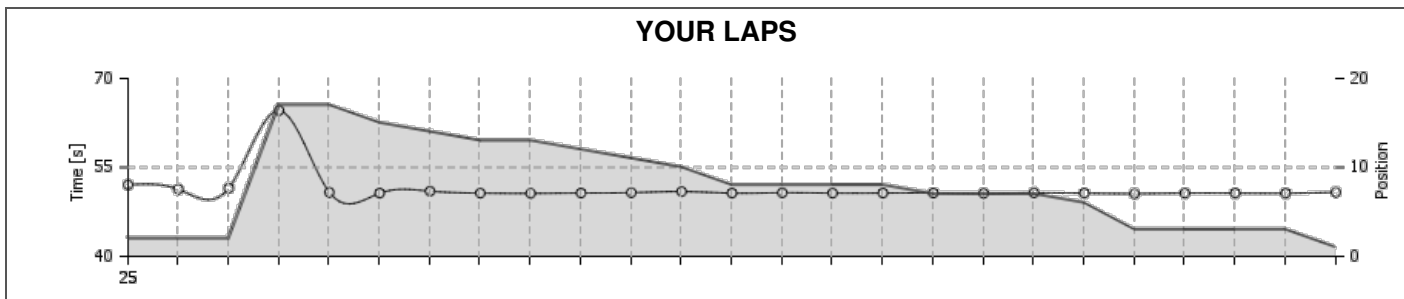


Position	Kart	Best Lap	Date
<b>1</b>	<b>200 Jenss Lars Ole</b>	<b>Kart 16</b>	<b>50.575</b>
			27-07-2018



**YOUR RESULTS**

Lap	S1	S2	Lap time
1	24.241	27.828	52.069
2	23.722	27.581	51.303
3	23.734	27.761	51.495
4	37.282	27.318	01:04.600
5	23.532	27.261	50.793
6	23.450	27.209	50.659
7	23.507	27.487	50.994
8	23.498	27.171	50.669
9	23.492	<b>27.131</b>	50.623
10	23.439	27.242	50.681
11	23.421	27.319	50.740
12	23.577	27.354	50.931
13	23.419	27.247	50.666
14	23.509	27.216	50.725
15	23.404	27.268	50.672
16	23.427	27.251	50.678
17	23.408	27.279	50.687
18	23.497	27.138	50.635
19	23.477	27.247	50.724
20	23.422	27.223	50.645
21	<b>23.393</b>	27.182	<b>50.575</b>
22	23.413	27.239	50.652
23	23.429	27.217	50.646
24	23.433	27.200	50.633
25	23.455	27.359	50.814
<b>IDEAL</b>	<b>23.393</b>	<b>27.131</b>	<b>50.524</b>

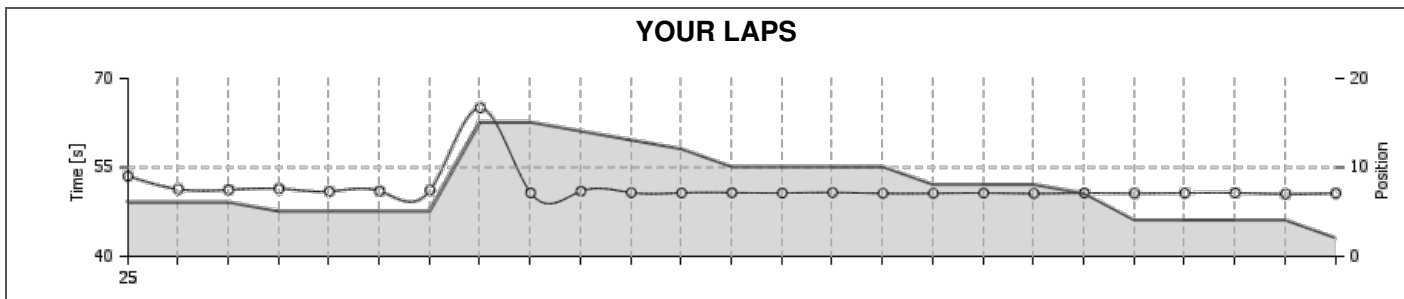
**YOUR COMPETITORS**

Pos	Driver	Kart	Best S1	Best S2	Best Lap	Gap
1	200 Jenss Lars Ole .	16	23.393	27.131	50.575	+00.000
2	19 Ryndzionek Michal .	11	23.351	27.154	50.518	+03.047
3	115 MEDART YOAN .	14	<b>23.298</b>	27.109	50.469	+03.247
4	23 Grooten Mathias .	7	23.490	27.122	50.660	+03.777
5	21 Bartsch Mateusz .	15	23.312	<b>27.029</b>	<b>50.427</b>	+03.999
6	196 Javanainen Rickard .	2	23.401	27.122	50.682	+04.535
7	98 van Pamelen Guillermo .	9	23.430	27.231	50.661	+08.411
8	36 Karlsson Philip .	17	23.421	27.190	50.677	+10.406
9	131 Stankiewicz Marcelli .	6	23.379	27.234	50.619	+11.639
10	153 Englicky Lukas .	18	23.500	27.163	50.663	+12.690
11	34 Sparholt Carsten .	12	23.409	27.334	50.867	+13.325
12	39 Pointet Gregoire .	22	23.320	27.272	50.779	+15.318
13	88 Stefaniuk Wojciech .	3	23.476	27.227	50.800	+17.402
14	171 Dijkgraaf Mike .	26	23.509	27.399	50.955	+21.994
15	68 Czechowski Michal .	13	23.637	27.526	51.163	+24.175
16	147 Valdes Jorge .	10	23.665	27.613	51.316	+28.783
17	82 Wysocki Daniel .	21	23.731	27.411	51.273	+29.107
18	25 Mutimer Scott .	24	23.868	27.782	51.721	+40.380
19	48 Migdalczyk Jaroslaw .	20	23.860	27.987	51.964	+47.292
<b>THEORETICAL BEST LAP</b>			<b>23.298</b>	<b>27.029</b>	<b>50.327</b>	

### TRACK RECORDS

TOP DNIA			TOP TYGODNIA			TOP MIESIĄCA			TOP KONFIGURACJI			TOP KOBIEŃ		
#	Driver	Lap	#	Driver	Lap	#	Driver	Lap	#	Driver	Lap	#	Driver	Lap
1	79 Lohse Andre .	50.156	1	Romano Franssen .	49.511	1	Romano Franssen .	49.511	1	Romano Franssen .	49.511	1	PALECZKA E.	52.523
2	104 Klek Jakub .	50.230	2	Jakub Kłęk .	49.527	2	Jakub Kłęk .	49.527	2	Jakub Kłęk .	49.527	2	MOTZ M.	54.835
3	100 Haarbosch Rico .	50.274	3	Jakub Olechowski .	49.614	3	Jakub Olechowski .	49.614	3	Jakub Olechowski .	49.614	3	VERSCHOOR T.	55.332
4	137 puyato opnithi .	50.284	4	Mateusz Bartsch .	49.619	4	Mateusz Bartsch .	49.619	4	Mateusz Bartsch .	49.619	4	PRUCNAL K.	55.502
5	125 Kahlert Daniel .	50.301	5	Erik Berggren .	49.762	5	Erik Berggren .	49.762	5	Erik Berggren .	49.762	5	PRUCNAL K.	55.704
6	101 Papke Sebastian .	50.324	6	Dawid Chart .	49.798	6	Dawid Chart .	49.798	6	Dawid Chart .	49.798	6	PILAT K.	55.739
7	29 Neefs Peter .	50.335	7	Wojciech Stefaniuk .	49.807	7	Wojciech Stefaniuk .	49.807	7	Wojciech Stefaniuk .	49.807	7	--	00.000
8	198 Pel Artur .	50.335	8	Lorenzo Stolk .	49.818	8	Lorenzo Stolk .	49.818	8	Lorenzo Stolk .	49.818	8	--	00.000
9	94 Siese Maxi .	50.337	9	Gaal Andras .	49.831	9	Gaal Andras .	49.831	9	Gaal Andras .	49.831	9	--	00.000
10	99 Baccelleri Giovanni .	50.361	10	Lars-Ole Jenss .	49.852	10	Lars-Ole Jenss .	49.852	10	Lars-Ole Jenss .	49.852	10	--	00.000

Position	Kart	Best Lap	Date
<b>2</b>	<b>Kart 11</b>	<b>50.518</b>	27-07-2018
<b>19 Ryndzionek Michal</b>			



**YOUR RESULTS**

Lap	S1	S2	Lap time
1	25.512	28.036	53.548
2	23.746	27.579	51.325
3	23.676	27.542	51.218
4	23.552	27.862	51.414
5	23.594	27.357	50.951
6	23.465	27.534	50.999
7	23.534	27.605	51.139
8	37.671	27.396	01:05.067
9	23.553	<b>27.154</b>	50.707
10	23.542	27.443	50.985
11	23.561	27.185	50.746
12	23.541	27.162	50.703
13	23.415	27.323	50.738
14	23.443	27.247	50.690
15	23.513	27.249	50.762
16	23.415	27.208	50.623
17	23.451	27.176	50.627
18	23.428	27.253	50.681
19	23.396	27.201	50.597
20	23.437	27.232	50.669
21	23.399	27.228	50.627
22	23.408	27.273	50.681
23	23.446	27.250	50.696
24	<b>23.351</b>	27.167	<b>50.518</b>
25	23.417	27.228	50.645
<b>IDEAL</b>	<b>23.351</b>	<b>27.154</b>	<b>50.505</b>

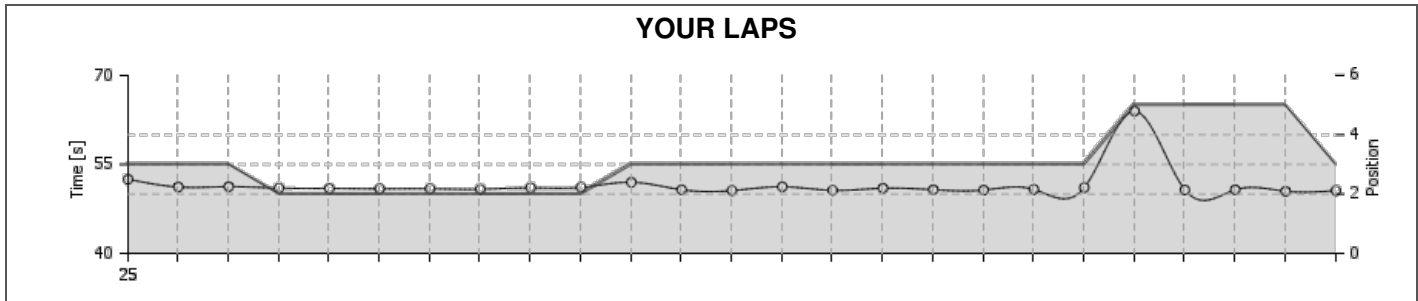
**YOUR COMPETITORS**

Pos	Driver	Kart	Best S1	Best S2	Best Lap	Gap
1	200 Jenss Lars Ole .	16	23.393	27.131	50.575	+00.000
2	19 Ryndzionek Michal .	11	23.351	27.154	50.518	+03.047
3	115 MEDART YOAN .	14	<b>23.298</b>	27.109	50.469	+03.247
4	23 Grooten Mathias .	7	23.490	27.122	50.660	+03.777
5	21 Bartsch Mateusz .	15	23.312	<b>27.029</b>	<b>50.427</b>	+03.999
6	196 Javanainen Rickard .	2	23.401	27.122	50.682	+04.535
7	98 van Pamelén Guillermo .	9	23.430	27.231	50.661	+08.411
8	36 Karlsson Philip .	17	23.421	27.190	50.677	+10.406
9	131 Stankiewicz Marceł .	6	23.379	27.234	50.619	+11.639
10	153 Englicky Lukas .	18	23.500	27.163	50.663	+12.690
11	34 Sparholt Carsten .	12	23.409	27.334	50.867	+13.325
12	39 Pointet Gregoire .	22	23.320	27.272	50.779	+15.318
13	88 Stefaniuk Wojciech .	3	23.476	27.227	50.800	+17.402
14	171 Dijkgraaf Mike .	26	23.509	27.399	50.955	+21.994
15	68 Czechowski Michal .	13	23.637	27.526	51.163	+24.175
16	147 Valdes Jorge .	10	23.665	27.613	51.316	+28.783
17	82 Wysocki Daniel .	21	23.731	27.411	51.273	+29.107
18	25 Mutimer Scott .	24	23.868	27.782	51.721	+40.380
19	48 Migdalczyk Jaroslaw .	20	23.860	27.987	51.964	+47.292
<b>THEORETICAL BEST LAP</b>			<b>23.298</b>	<b>27.029</b>	<b>50.327</b>	

### TRACK RECORDS

TOP DNIA			TOP TYGODNIA			TOP MIESIĄCA			TOP KONFIGURACJI			TOP KOBIEŃ		
#	Driver	Lap	#	Driver	Lap	#	Driver	Lap	#	Driver	Lap	#	Driver	Lap
1	79 Lohse Andre .	50.156	1	Romano Franssen .	49.511	1	Romano Franssen .	49.511	1	Romano Franssen .	49.511	1	PALECZKA E.	52.523
2	104 Klek Jakub .	50.230	2	Jakub Klęk .	49.527	2	Jakub Klęk .	49.527	2	Jakub Klęk .	49.527	2	MOTZ M.	54.835
3	100 Haarbosch Rico .	50.274	3	Jakub Olechowski .	49.614	3	Jakub Olechowski .	49.614	3	Jakub Olechowski .	49.614	3	VERSCHOOR T.	55.332
4	137 puyato onnithi .	50.284	4	Mateusz Bartsch .	49.619	4	Mateusz Bartsch .	49.619	4	Mateusz Bartsch .	49.619	4	PRUCNAL K.	55.502
5	125 Kahlert Daniel .	50.301	5	Erik Berggren .	49.762	5	Erik Berggren .	49.762	5	Erik Berggren .	49.762	5	PRUCNAL K.	55.704
6	101 Papke Sebastian .	50.324	6	Dawid Chart .	49.798	6	Dawid Chart .	49.798	6	Dawid Chart .	49.798	6	PILAT K.	55.739
7	29 Neefs Peter .	50.335	7	Wojciech Stefaniuk .	49.807	7	Wojciech Stefaniuk .	49.807	7	Wojciech Stefaniuk .	49.807	7	--	00.000
8	198 Pel Artur .	50.335	8	Lorenzo Stolk .	49.818	8	Lorenzo Stolk .	49.818	8	Lorenzo Stolk .	49.818	8	--	00.000
9	94 Siese Maxi .	50.337	9	Gaal Andras .	49.831	9	Gaal Andras .	49.831	9	Gaal Andras .	49.831	9	--	00.000
10	99 Baccelleri Giovanni .	50.361	10	Lars-Ole Jenss .	49.852	10	Lars-Ole Jenss .	49.852	10	Lars-Ole Jenss .	49.852	10	--	00.000

Position	Kart	Best Lap	Date
<b>3</b>	<b>Kart 14</b>	<b>50.469</b>	<b>27-07-2018</b>
<b>115 MEDART YOAN</b>			



**YOUR RESULTS**

Lap	S1	S2	Lap time
1	24.506	28.003	52.509
2	23.697	27.494	51.191
3	23.632	27.616	51.248
4	23.598	27.406	51.004
5	23.619	27.315	50.934
6	23.571	27.301	50.872
7	23.514	27.369	50.883
8	23.532	27.278	50.810
9	23.498	27.559	51.057
10	23.507	27.618	51.125
11	24.743	27.252	51.995
12	23.473	27.258	50.731
13	23.417	27.169	50.586
14	23.989	27.245	51.234
15	23.438	27.190	50.628
16	23.663	27.319	50.982
17	23.426	27.309	50.735
18	23.498	27.185	50.683
19	23.637	27.149	50.786
20	23.415	27.660	51.075
21	36.896	<b>27.109</b>	01:04.005
22	23.422	27.277	50.699
23	23.430	27.296	50.726
24	<b>23.298</b>	27.171	<b>50.469</b>
25	23.471	27.118	50.589
<b>IDEAL</b>	<b>23.298</b>	<b>27.109</b>	<b>50.407</b>

**YOUR COMPETITORS**

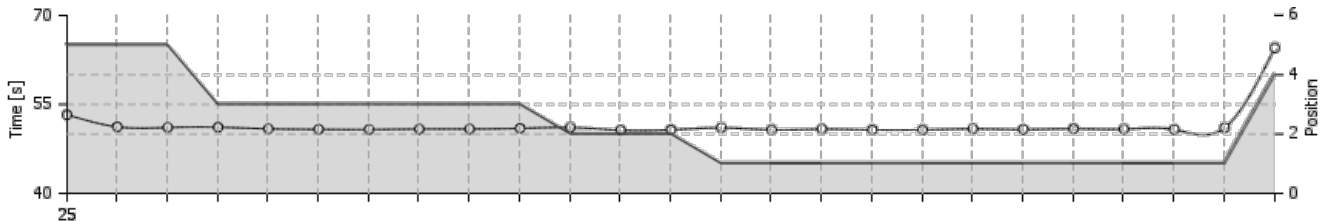
Pos	Driver	Kart	Best S1	Best S2	Best Lap	Gap
1	200 Jenss Lars Ole .	16	23.393	27.131	50.575	+00.000
2	19 Ryndzionek Michal .	11	23.351	27.154	50.518	+03.047
3	115 MEDART YOAN .	14	<b>23.298</b>	27.109	50.469	+03.247
4	23 Grooten Mathias .	7	23.490	27.122	50.660	+03.777
5	21 Bartsch Mateusz .	15	23.312	<b>27.029</b>	<b>50.427</b>	+03.999
6	196 Javanainen Rickard .	2	23.401	27.122	50.682	+04.535
7	98 van Pamelén Guillermo .	9	23.430	27.231	50.661	+08.411
8	36 Karlsson Philip .	17	23.421	27.190	50.677	+10.406
9	131 Stankiewicz Marcell .	6	23.379	27.234	50.619	+11.639
10	153 Englicky Lukas .	18	23.500	27.163	50.663	+12.690
11	34 Sparholt Carsten .	12	23.409	27.334	50.867	+13.325
12	39 Pointet Gregoire .	22	23.320	27.272	50.779	+15.318
13	88 Stefaniuk Wojciech .	3	23.476	27.227	50.800	+17.402
14	171 Dijkgraaf Mike .	26	23.509	27.399	50.955	+21.994
15	68 Czechowski Michal .	13	23.637	27.526	51.163	+24.175
16	147 Valdes Jorge .	10	23.665	27.613	51.316	+28.783
17	82 Wysocki Daniel .	21	23.731	27.411	51.273	+29.107
18	25 Mutimer Scott .	24	23.868	27.782	51.721	+40.380
19	48 Migdalczyk Jaroslaw .	20	23.860	27.987	51.964	+47.292
<b>THEORETICAL BEST LAP</b>			<b>23.298</b>	<b>27.029</b>	<b>50.327</b>	

### TRACK RECORDS

TOP DNIA			TOP TYGODNIA			TOP MIESIĄCA			TOP KONFIGURACJI			TOP KOBIEŃ		
#	Driver	Lap	#	Driver	Lap	#	Driver	Lap	#	Driver	Lap	#	Driver	Lap
1	79 Lohse Andre .	50.156	1	Romano Franssen .	49.511	1	Romano Franssen .	49.511	1	Romano Franssen .	49.511	1	PALECZKA E.	52.523
2	104 Klek Jakub .	50.230	2	Jakub Klęk .	49.527	2	Jakub Klęk .	49.527	2	Jakub Klęk .	49.527	2	MOTZ M.	54.835
3	100 Haarbosch Rico .	50.274	3	Jakub Olechowski .	49.614	3	Jakub Olechowski .	49.614	3	Jakub Olechowski .	49.614	3	VERSCHOOR T.	55.332
4	137 puyato onpithi .	50.284	4	Mateusz Bartsch .	49.619	4	Mateusz Bartsch .	49.619	4	Mateusz Bartsch .	49.619	4	PRUCNAL K.	55.502
5	125 Kahlert Daniel .	50.301	5	Erik Berggren .	49.762	5	Erik Berggren .	49.762	5	Erik Berggren .	49.762	5	PRUCNAL K.	55.704
6	101 Papke Sebastian .	50.324	6	Dawid Chart .	49.798	6	Dawid Chart .	49.798	6	Dawid Chart .	49.798	6	PILAT K.	55.739
7	29 Neefs Peter .	50.335	7	Wojciech Stefaniuk .	49.807	7	Wojciech Stefaniuk .	49.807	7	Wojciech Stefaniuk .	49.807	7	--	00.000
8	198 Pel Artur .	50.335	8	Lorenzo Stolk .	49.818	8	Lorenzo Stolk .	49.818	8	Lorenzo Stolk .	49.818	8	--	00.000
9	94 Siese Maxi .	50.337	9	Gaal Andras .	49.831	9	Gaal Andras .	49.831	9	Gaal Andras .	49.831	9	--	00.000
10	99 Baccelleri Giovanni .	50.361	10	Lars-Ole Jenss .	49.852	10	Lars-Ole Jenss .	49.852	10	Lars-Ole Jenss .	49.852	10	--	00.000

Position	Kart	Best Lap	Date
<b>4</b>	<b>23 Grooten Mathias</b>	<b>Kart 7</b>	<b>50.660</b>
			27-07-2018

### YOUR LAPS



### YOUR RESULTS

Lap	S1	S2	Lap time
1	25.202	28.064	53.266
2	23.763	27.455	51.218
3	23.645	27.461	51.106
4	23.562	27.595	51.157
5	23.617	27.269	50.886
6	23.549	27.238	50.787
7	23.562	27.202	50.764
8	23.608	27.236	50.844
9	23.512	27.341	50.853
10	23.594	27.368	50.962
11	23.948	27.164	51.112
12	23.538	<b>27.122</b>	<b>50.660</b>
13	23.542	27.174	50.716
14	23.845	27.206	51.051
15	<b>23.490</b>	27.236	50.726
16	23.558	27.277	50.835
17	23.532	27.172	50.704
18	23.546	27.170	50.716
19	23.499	27.380	50.879
20	23.532	27.239	50.771
21	23.507	27.387	50.894
22	23.523	27.314	50.837
23	23.523	27.221	50.744
24	23.540	27.508	51.048
25	37.343	27.207	01:04.550
<b>IDEAL</b>	<b>23.490</b>	<b>27.122</b>	<b>50.612</b>

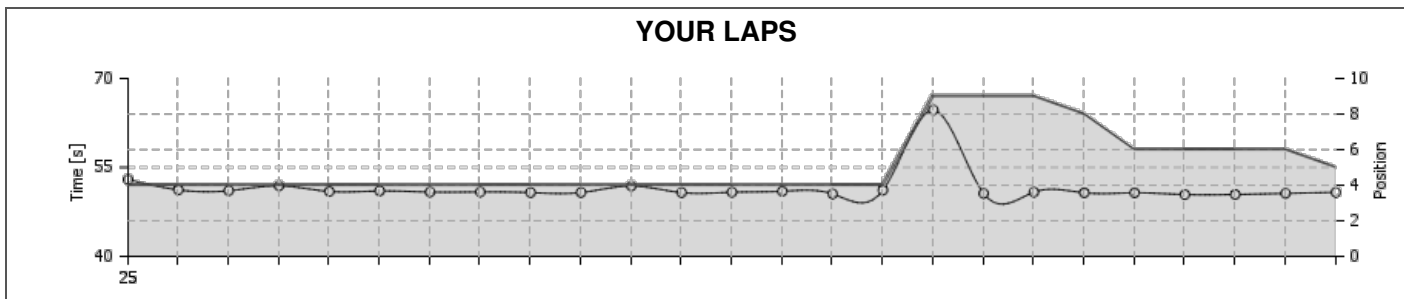
### YOUR COMPETITORS

Pos	Driver	Kart	Best S1	Best S2	Best Lap	Gap
1	200 Jenss Lars Ole .	16	23.393	27.131	50.575	+00.000
2	19 Ryndzionek Michal .	11	23.351	27.154	50.518	+03.047
3	115 MEDART YOAN .	14	<b>23.298</b>	27.109	50.469	+03.247
4	23 Grooten Mathias .	7	23.490	27.122	50.660	+03.777
5	21 Bartsch Mateusz .	15	23.312	<b>27.029</b>	<b>50.427</b>	+03.999
6	196 Javanainen Rickard .	2	23.401	27.122	50.682	+04.535
7	98 van Pamelen Guillermo .	9	23.430	27.231	50.661	+08.411
8	36 Karlsson Philip .	17	23.421	27.190	50.677	+10.406
9	131 Stankiewicz Marcell .	6	23.379	27.234	50.619	+11.639
10	153 Englicky Lukas .	18	23.500	27.163	50.663	+12.690
11	34 Sparholt Carsten .	12	23.409	27.334	50.867	+13.325
12	39 Pointet Gregoire .	22	23.320	27.272	50.779	+15.318
13	88 Stefaniuk Wojciech .	3	23.476	27.227	50.800	+17.402
14	171 Dijkgraaf Mike .	26	23.509	27.399	50.955	+21.994
15	68 Czechowski Michal .	13	23.637	27.526	51.163	+24.175
16	147 Valdes Jorge .	10	23.665	27.613	51.316	+28.783
17	82 Wysocki Daniel .	21	23.731	27.411	51.273	+29.107
18	25 Mutimer Scott .	24	23.868	27.782	51.721	+40.380
19	48 Migdalczyk Jaroslaw .	20	23.860	27.987	51.964	+47.292
<b>THEORETICAL BEST LAP</b>			<b>23.298</b>	<b>27.029</b>	<b>50.327</b>	

### TRACK RECORDS

TOP DNIA			TOP TYGODNIA			TOP MIESIĄCA			TOP KONFIGURACJI			TOP KOBIECI		
#	Driver	Lap	#	Driver	Lap	#	Driver	Lap	#	Driver	Lap	#	Driver	Lap
1	79 Lohse Andre .	50.156	1	Romano Franssen .	49.511	1	Romano Franssen .	49.511	1	Romano Franssen .	49.511	1	PALECZKA E.	52.523
2	104 Klek Jakub .	50.230	2	Jakub Kłęk .	49.527	2	Jakub Kłęk .	49.527	2	Jakub Kłęk .	49.527	2	MOTZ M.	54.835
3	100 Haarbosch Rico .	50.274	3	Jakub Olechowski .	49.614	3	Jakub Olechowski .	49.614	3	Jakub Olechowski .	49.614	3	VERSCHOOR T.	55.332
4	137 puyato onpithi .	50.284	4	Mateusz Bartsch .	49.619	4	Mateusz Bartsch .	49.619	4	Mateusz Bartsch .	49.619	4	PRUCNAL K.	55.502
5	125 Kahlert Daniel .	50.301	5	Erik Berggren .	49.762	5	Erik Berggren .	49.762	5	Erik Berggren .	49.762	5	PRUCNAL K.	55.704
6	101 Papke Sebastian .	50.324	6	Dawid Chart .	49.798	6	Dawid Chart .	49.798	6	Dawid Chart .	49.798	6	PILAT K.	55.739
7	29 Neefs Peter .	50.335	7	Wojciech Stefaniuk .	49.807	7	Wojciech Stefaniuk .	49.807	7	Wojciech Stefaniuk .	49.807	7	--	00.000
8	198 Pel Artur .	50.335	8	Lorenzo Stolk .	49.818	8	Lorenzo Stolk .	49.818	8	Lorenzo Stolk .	49.818	8	--	00.000
9	94 Siese Maxi .	50.337	9	Gaal Andras .	49.831	9	Gaal Andras .	49.831	9	Gaal Andras .	49.831	9	--	00.000
10	99 Baccelleri Giovanni .	50.361	10	Lars-Ole Jenss .	49.852	10	Lars-Ole Jenss .	49.852	10	Lars-Ole Jenss .	49.852	10	--	00.000

Position	Kart	Best Lap	Date
<b>5</b>	<b>21 Bartsch Mateusz</b>	<b>Kart 15</b>	<b>50.427</b>
			<b>27-07-2018</b>



**YOUR RESULTS**

Lap	S1	S2	Lap time
1	24.856	28.110	52.966
2	23.672	27.546	51.218
3	23.617	27.451	51.068
4	23.630	28.265	51.895
5	23.529	27.418	50.947
6	23.520	27.510	51.030
7	23.509	27.337	50.846
8	23.480	27.383	50.863
9	23.459	27.292	50.751
10	23.457	27.308	50.765
11	24.368	27.500	51.868
12	23.441	27.312	50.753
13	23.488	27.323	50.811
14	23.718	27.261	50.979
15	23.419	27.115	50.534
16	23.448	27.724	51.172
17	37.341	27.339	01:04.680
18	23.420	27.194	50.614
19	23.446	27.383	50.829
20	23.419	27.303	50.722
21	23.444	27.275	50.719
22	<b>23.312</b>	27.115	<b>50.427</b>
23	23.348	27.087	50.435
24	23.350	27.272	50.622
25	23.765	<b>27.029</b>	50.794
<b>IDEAL</b>	<b>23.312</b>	<b>27.029</b>	<b>50.341</b>

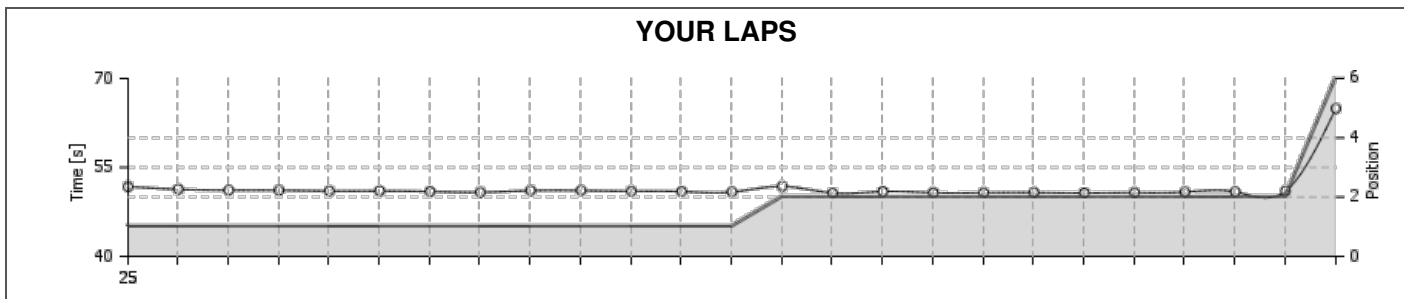
**YOUR COMPETITORS**

Pos	Driver	Kart	Best S1	Best S2	Best Lap	Gap
1	200 Jenss Lars Ole .	16	23.393	27.131	50.575	+00.000
2	19 Ryndzionek Michal .	11	23.351	27.154	50.518	+03.047
3	115 MEDART YOAN .	14	<b>23.298</b>	27.109	50.469	+03.247
4	23 Grooten Mathias .	7	23.490	27.122	50.660	+03.777
5	21 Bartsch Mateusz .	15	23.312	<b>27.029</b>	<b>50.427</b>	+03.999
6	196 Javanainen Rickard .	2	23.401	27.122	50.682	+04.535
7	98 van Pamelén Guillermo .	9	23.430	27.231	50.661	+08.411
8	36 Karlsson Philip .	17	23.421	27.190	50.677	+10.406
9	131 Stankiewicz Marcell .	6	23.379	27.234	50.619	+11.639
10	153 Englicky Lukas .	18	23.500	27.163	50.663	+12.690
11	34 Sparholt Carsten .	12	23.409	27.334	50.867	+13.325
12	39 Pointet Gregoire .	22	23.320	27.272	50.779	+15.318
13	88 Stefaniuk Wojciech .	3	23.476	27.227	50.800	+17.402
14	171 Dijkgraaf Mike .	26	23.509	27.399	50.955	+21.994
15	68 Czechowski Michal .	13	23.637	27.526	51.163	+24.175
16	147 Valdes Jorge .	10	23.665	27.613	51.316	+28.783
17	82 Wysocki Daniel .	21	23.731	27.411	51.273	+29.107
18	25 Mutimer Scott .	24	23.868	27.782	51.721	+40.380
19	48 Migdalczyk Jaroslaw .	20	23.860	27.987	51.964	+47.292
<b>THEORETICAL BEST LAP</b>			<b>23.298</b>	<b>27.029</b>	<b>50.327</b>	

### TRACK RECORDS

TOP DNIA			TOP TYGODNIA			TOP MIESIĄCA			TOP KONFIGURACJI			TOP KOBIEŃ		
#	Driver	Lap	#	Driver	Lap	#	Driver	Lap	#	Driver	Lap	#	Driver	Lap
1	79 Lohse Andre .	50.156	1	Romano Franssen .	49.511	1	Romano Franssen .	49.511	1	Romano Franssen .	49.511	1	PALECZKA E.	52.523
2	104 Klek Jakub .	50.230	2	Jakub Klęk .	49.527	2	Jakub Klęk .	49.527	2	Jakub Klęk .	49.527	2	MOTZ M.	54.835
3	100 Haarbosch Rico .	50.274	3	Jakub Olechowski .	49.614	3	Jakub Olechowski .	49.614	3	Jakub Olechowski .	49.614	3	VERSCHOOR T.	55.332
4	137 puyato onpithi .	50.284	4	Mateusz Bartsch .	49.619	4	Mateusz Bartsch .	49.619	4	Mateusz Bartsch .	49.619	4	PRUCNAL K.	55.502
5	125 Kahlert Daniel .	50.301	5	Erik Berggren .	49.762	5	Erik Berggren .	49.762	5	Erik Berggren .	49.762	5	PRUCNAL K.	55.704
6	101 Papke Sebastian .	50.324	6	Dawid Chart .	49.798	6	Dawid Chart .	49.798	6	Dawid Chart .	49.798	6	PILAT K.	55.739
7	29 Neefs Peter .	50.335	7	Wojciech Stefaniuk .	49.807	7	Wojciech Stefaniuk .	49.807	7	Wojciech Stefaniuk .	49.807	7	--	00.000
8	198 Pel Artur .	50.335	8	Lorenzo Stolk .	49.818	8	Lorenzo Stolk .	49.818	8	Lorenzo Stolk .	49.818	8	--	00.000
9	94 Siese Maxi .	50.337	9	Gaal Andras .	49.831	9	Gaal Andras .	49.831	9	Gaal Andras .	49.831	9	--	00.000
10	99 Baccelleri Giovanni .	50.361	10	Lars-Ole Jenss .	49.852	10	Lars-Ole Jenss .	49.852	10	Lars-Ole Jenss .	49.852	10	--	00.000

Position	Kart	Best Lap	Date
<b>6</b>	<b>196 Javanainen Rickard</b>	<b>Kart 2 50.682</b>	27-07-2018



**YOUR RESULTS**

Lap	S1	S2	Lap time
1	23.956	27.808	51.764
2	23.759	27.544	51.303
3	23.825	27.325	51.150
4	23.773	27.364	51.137
5	23.642	27.374	51.016
6	23.625	27.399	51.024
7	23.624	27.301	50.925
8	23.616	27.186	50.802
9	23.579	27.507	51.086
10	23.564	27.535	51.099
11	23.783	27.210	50.993
12	23.637	27.292	50.929
13	23.600	27.254	50.854
14	24.579	27.220	51.799
15	23.489	27.193	<b>50.682</b>
16	23.648	27.284	50.932
17	23.440	27.294	50.734
18	23.526	27.213	50.739
19	23.640	<b>27.122</b>	50.762
20	<b>23.401</b>	27.295	50.696
21	23.495	27.252	50.747
22	23.506	27.340	50.846
23	23.561	27.312	50.873
24	23.458	27.557	51.015
25	37.745	27.192	01:04.937
<b>IDEAL</b>	<b>23.401</b>	<b>27.122</b>	<b>50.523</b>

**YOUR COMPETITORS**

Pos	Driver	Kart	Best S1	Best S2	Best Lap	Gap
1	200 Jenss Lars Ole .	16	23.393	27.131	50.575	+00.000
2	19 Ryndzionek Michal .	11	23.351	27.154	50.518	+03.047
3	115 MEDART YOAN .	14	<b>23.298</b>	27.109	50.469	+03.247
4	23 Grooten Mathias .	7	23.490	27.122	50.660	+03.777
5	21 Bartsch Mateusz .	15	23.312	<b>27.029</b>	<b>50.427</b>	+03.999
6	196 Javanainen Rickard .	2	23.401	27.122	50.682	+04.535
7	98 van Pamelen Guillermo .	9	23.430	27.231	50.661	+08.411
8	36 Karlsson Philip .	17	23.421	27.190	50.677	+10.406
9	131 Stankiewicz Marcelli .	6	23.379	27.234	50.619	+11.639
10	153 Englicky Lukas .	18	23.500	27.163	50.663	+12.690
11	34 Sparholt Carsten .	12	23.409	27.334	50.867	+13.325
12	39 Pointet Gregoire .	22	23.320	27.272	50.779	+15.318
13	88 Stefaniuk Wojciech .	3	23.476	27.227	50.800	+17.402
14	171 Dijkgraaf Mike .	26	23.509	27.399	50.955	+21.994
15	68 Czechowski Michal .	13	23.637	27.526	51.163	+24.175
16	147 Valdes Jorge .	10	23.665	27.613	51.316	+28.783
17	82 Wysocki Daniel .	21	23.731	27.411	51.273	+29.107
18	25 Mutimer Scott .	24	23.868	27.782	51.721	+40.380
19	48 Migdalczyk Jaroslaw .	20	23.860	27.987	51.964	+47.292
<b>THEORETICAL BEST LAP</b>			<b>23.298</b>	<b>27.029</b>	<b>50.327</b>	

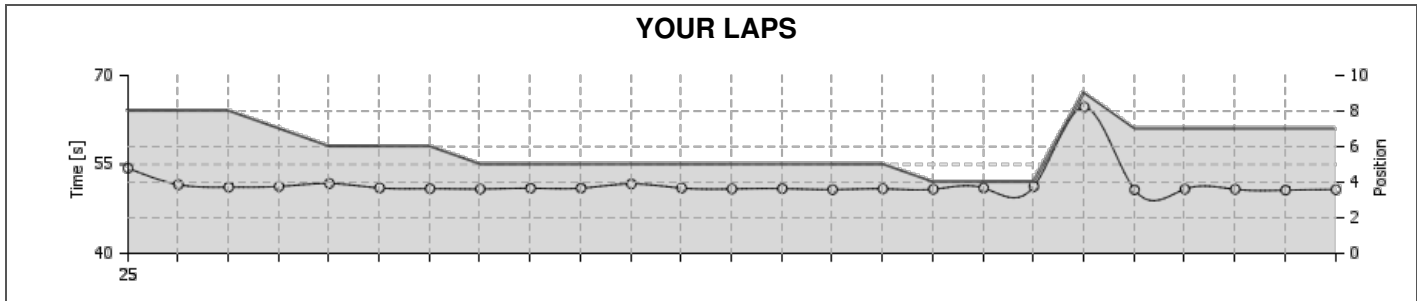
### TRACK RECORDS

TOP DNIA			TOP TYGODNIA			TOP MIESIĄCA			TOP KONFIGURACJI			TOP KOBIEC		
#	Driver	Lap	#	Driver	Lap	#	Driver	Lap	#	Driver	Lap	#	Driver	Lap
1	79 Lohse Andre .	50.156	1	Romano Franssen .	49.511	1	Romano Franssen .	49.511	1	PALECZKA E.	52.523	1	PALECZKA E.	52.523
2	104 Klek Jakub .	50.230	2	Jakub Klęk .	49.527	2	Jakub Klęk .	49.527	2	Jakub Klęk .	49.527	2	MOTZ M.	54.835
3	100 Haarbosch Rico .	50.274	3	Jakub Olechowski .	49.614	3	Jakub Olechowski .	49.614	3	Jakub Olechowski .	49.614	3	VERSCHOOR T.	55.332
4	137 puyato oprnithi .	50.284	4	Mateusz Bartsch .	49.619	4	Mateusz Bartsch .	49.619	4	Mateusz Bartsch .	49.619	4	PRUCNAL K.	55.502
5	125 Kahlert Daniel .	50.301	5	Erik Berggren .	49.762	5	Erik Berggren .	49.762	5	Erik Berggren .	49.762	5	PRUCNAL K.	55.704
6	101 Papke Sebastian .	50.324	6	Dawid Chart .	49.798	6	Dawid Chart .	49.798	6	Dawid Chart .	49.798	6	PILAT K.	55.739
7	29 Neefs Peter .	50.335	7	Wojciech Stefaniuk .	49.807	7	Wojciech Stefaniuk .	49.807	7	Wojciech Stefaniuk .	49.807	7	---	00.000
8	198 Pel Artur .	50.335	8	Lorenzo Stolk .	49.818	8	Lorenzo Stolk .	49.818	8	Lorenzo Stolk .	49.818	8	---	00.000
9	94 Siese Maxi .	50.337	9	Gaal Andras .	49.831	9	Gaal Andras .	49.831	9	Gaal Andras .	49.831	9	---	00.000
10	99 Baccelleri Giovanni .	50.361	10	Lars-Ole Jenss .	49.852	10	Lars-Ole Jenss .	49.852	10	Lars-Ole Jenss .	49.852	10	---	00.000





Position	Kart	Best Lap	Date
<b>7</b>	<b>98 van Pamelen Guillermo</b>	<b>Kart 9 50.661</b>	<b>27-07-2018</b>



**YOUR RESULTS**

Lap	S1	S2	Lap time
1	26.311	28.063	54.374
2	23.789	27.803	51.592
3	23.648	27.520	51.168
4	23.698	27.582	51.280
5	24.172	27.615	51.787
6	23.558	27.468	51.026
7	23.611	27.301	50.912
8	23.550	27.303	50.853
9	23.629	27.351	50.980
10	23.560	27.436	50.996
11	24.350	27.374	51.724
12	23.627	27.383	51.010
13	23.584	27.279	50.863
14	23.635	27.287	50.922
15	23.520	<b>27.231</b>	50.751
16	23.501	27.389	50.890
17	23.538	27.280	50.818
18	23.667	27.358	51.025
19	23.570	27.722	51.292
20	37.326	27.342	01:04.668
21	23.469	27.259	50.728
22	23.538	27.296	50.834
23	23.460	27.344	50.804
24	<b>23.430</b>	<b>27.231</b>	<b>50.661</b>
25	23.513	27.249	50.762
<b>IDEAL</b>	<b>23.430</b>	<b>27.231</b>	<b>50.661</b>

**YOUR COMPETITORS**

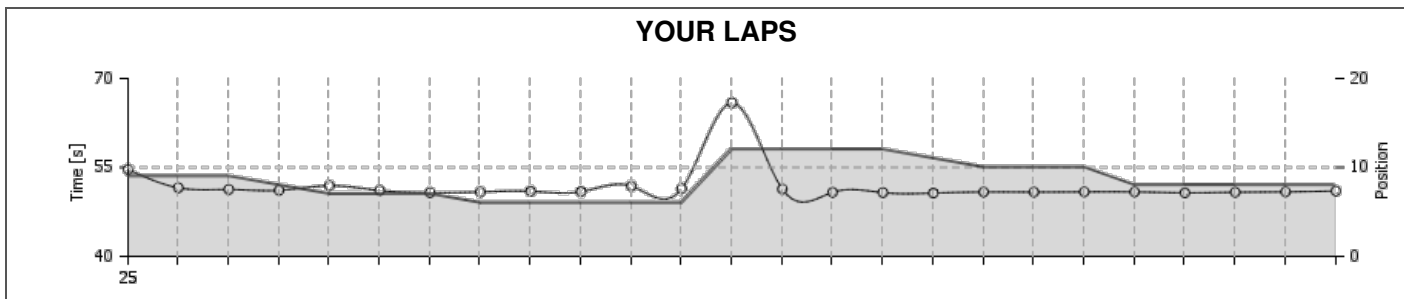
Pos	Driver	Kart	Best S1	Best S2	Best Lap	Gap
1	200 Jenss Lars Ole .	16	23.393	27.131	50.575	+00.000
2	19 Ryndzionek Michal .	11	23.351	27.154	50.518	+03.047
3	115 MEDART YOAN .	14	<b>23.298</b>	27.109	50.469	+03.247
4	23 Grooten Mathias .	7	23.490	27.122	50.660	+03.777
5	21 Bartsch Mateusz .	15	23.312	<b>27.029</b>	<b>50.427</b>	+03.999
6	196 Javanainen Rickard .	2	23.401	27.122	50.682	+04.535
7	98 van Pamelen Guillermo .	9	23.430	27.231	50.661	+08.411
8	36 Karlsson Philip .	17	23.421	27.190	50.677	+10.406
9	131 Stankiewicz Marcell .	6	23.379	27.234	50.619	+11.639
10	153 Englicky Lukas .	18	23.500	27.163	50.663	+12.690
11	34 Sparholt Carsten .	12	23.409	27.334	50.867	+13.325
12	39 Pointet Gregoire .	22	23.320	27.272	50.779	+15.318
13	88 Stefaniuk Wojciech .	3	23.476	27.227	50.800	+17.402
14	171 Dijkgraaf Mike .	26	23.509	27.399	50.955	+21.994
15	68 Czechowski Michal .	13	23.637	27.526	51.163	+24.175
16	147 Valdes Jorge .	10	23.665	27.613	51.316	+28.783
17	82 Wysocki Daniel .	21	23.731	27.411	51.273	+29.107
18	25 Mutimer Scott .	24	23.868	27.782	51.721	+40.380
19	48 Migdalczyk Jaroslaw .	20	23.860	27.987	51.964	+47.292
<b>THEORETICAL BEST LAP</b>			<b>23.298</b>	<b>27.029</b>	<b>50.327</b>	

### TRACK RECORDS

TOP DNIA			TOP TYGODNIA			TOP MIESIĄCA			TOP KONFIGURACJI			TOP KOBIET		
#	Driver	Lap	#	Driver	Lap	#	Driver	Lap	#	Driver	Lap	#	Driver	Lap
1	79 Lohse Andre .	50.156	1	Romano Franssen .	49.511	1	Romano Franssen .	49.511	1	Romano Franssen .	49.511	1	PALECZKA E.	52.523
2	104 Klek Jakub .	50.230	2	Jakub Klęk .	49.527	2	Jakub Klęk .	49.527	2	Jakub Klęk .	49.527	2	MOTZ M.	54.835
3	100 Haarbosch Rico .	50.274	3	Jakub Olechowski .	49.614	3	Jakub Olechowski .	49.614	3	Jakub Olechowski .	49.614	3	VERSCHOOR T.	55.332
4	137 puyato opnithi .	50.284	4	Mateusz Bartsch .	49.619	4	Mateusz Bartsch .	49.619	4	Mateusz Bartsch .	49.619	4	PRUCNAL K.	55.502
5	125 Kahlert Daniel .	50.301	5	Erik Berggren .	49.762	5	Erik Berggren .	49.762	5	Erik Berggren .	49.762	5	PRUCNAL K.	55.704
6	101 Papke Sebastian .	50.324	6	Dawid Chart .	49.798	6	Dawid Chart .	49.798	6	Dawid Chart .	49.798	6	PILAT K.	55.739
7	29 Neefs Peter .	50.335	7	Wojciech Stefaniuk .	49.807	7	Wojciech Stefaniuk .	49.807	7	Wojciech Stefaniuk .	49.807	7	--	00.000
8	198 Pel Artur .	50.335	8	Lorenzo Stolk .	49.818	8	Lorenzo Stolk .	49.818	8	Lorenzo Stolk .	49.818	8	--	00.000
9	94 Siese Maxi .	50.337	9	Gaal Andras .	49.831	9	Gaal Andras .	49.831	9	Gaal Andras .	49.831	9	--	00.000
10	99 Baccelleri Giovanni .	50.361	10	Lars-Ole Jenss .	49.852	10	Lars-Ole Jenss .	49.852	10	Lars-Ole Jenss .	49.852	10	--	00.000



Position	Kart	Best Lap	Date
<b>8</b>	<b>Kart 17</b>	<b>50.677</b>	27-07-2018
<b>36 Karlsson Philip</b>			



**YOUR RESULTS**

Lap	S1	S2	Lap time
1	26.596	28.060	54.656
2	23.880	27.681	51.561
3	23.729	27.543	51.272
4	23.705	27.428	51.133
5	24.235	27.689	51.924
6	23.765	27.341	51.106
7	23.556	<b>27.190</b>	50.746
8	23.613	27.249	50.862
9	23.637	27.341	50.978
10	23.610	27.295	50.905
11	24.410	27.442	51.852
12	23.678	27.724	51.402
13	38.619	27.276	01:05.895
14	23.718	27.627	51.345
15	23.534	27.266	50.800
16	23.491	27.258	50.749
17	23.481	27.196	<b>50.677</b>
18	23.630	27.218	50.848
19	23.591	27.249	50.840
20	23.548	27.322	50.870
21	23.521	27.345	50.866
22	<b>23.421</b>	27.301	50.722
23	23.548	27.258	50.806
24	23.512	27.364	50.876
25	23.759	27.265	51.024
<b>IDEAL</b>	<b>23.421</b>	<b>27.190</b>	<b>50.611</b>

**YOUR COMPETITORS**

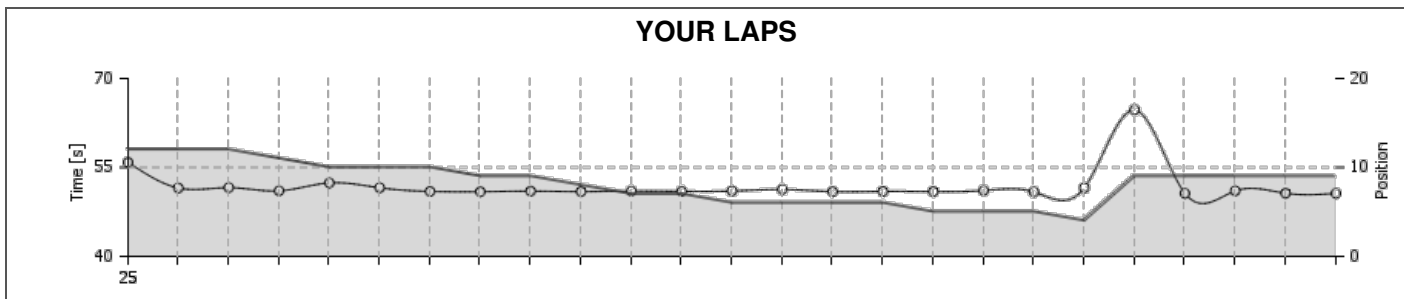
Pos	Driver	Kart	Best S1	Best S2	Best Lap	Gap
1	200 Jenss Lars Ole .	16	23.393	27.131	50.575	+00.000
2	19 Ryndzionek Michal .	11	23.351	27.154	50.518	+03.047
3	115 MEDART YOAN .	14	<b>23.298</b>	27.109	50.469	+03.247
4	23 Grooten Mathias .	7	23.490	27.122	50.660	+03.777
5	21 Bartsch Mateusz .	15	23.312	<b>27.029</b>	<b>50.427</b>	+03.999
6	196 Javanainen Rickard .	2	23.401	27.122	50.682	+04.535
7	98 van Pamelén Guillermo .	9	23.430	27.231	50.661	+08.411
8	36 Karlsson Philip .	17	23.421	27.190	50.677	+10.406
9	131 Stankiewicz Marcelli .	6	23.379	27.234	50.619	+11.639
10	153 Englicky Lukas .	18	23.500	27.163	50.663	+12.690
11	34 Sparholt Carsten .	12	23.409	27.334	50.867	+13.325
12	39 Pointet Gregoire .	22	23.320	27.272	50.779	+15.318
13	88 Stefaniuk Wojciech .	3	23.476	27.227	50.800	+17.402
14	171 Dijkgraaf Mike .	26	23.509	27.399	50.955	+21.994
15	68 Czechowski Michal .	13	23.637	27.526	51.163	+24.175
16	147 Valdes Jorge .	10	23.665	27.613	51.316	+28.783
17	82 Wysocki Daniel .	21	23.731	27.411	51.273	+29.107
18	25 Mutimer Scott .	24	23.868	27.782	51.721	+40.380
19	48 Migdalczyk Jaroslaw .	20	23.860	27.987	51.964	+47.292
<b>THEORETICAL BEST LAP</b>			<b>23.298</b>	<b>27.029</b>	<b>50.327</b>	

### TRACK RECORDS

TOP DNIA			TOP TYGODNIA			TOP MIESIĄCA			TOP KONFIGURACJI			TOP KOBIEC		
#	Driver	Lap	#	Driver	Lap	#	Driver	Lap	#	Driver	Lap	#	Driver	Lap
1	79 Lohse Andre .	50.156	1	Romano Franssen .	49.511	1	Romano Franssen .	49.511	1	PALECZKA E.	52.523	1	PALECZKA E.	52.523
2	104 Klek Jakub .	50.230	2	Jakub Klęk .	49.527	2	Jakub Klęk .	49.527	2	Jakub Klęk .	49.527	2	MOTZ M.	54.835
3	100 Haarbosch Rico .	50.274	3	Jakub Olechowski .	49.614	3	Jakub Olechowski .	49.614	3	Jakub Olechowski .	49.614	3	VERSCHOOR T.	55.332
4	137 puyato oprnithi .	50.284	4	Mateusz Bartsch .	49.619	4	Mateusz Bartsch .	49.619	4	Mateusz Bartsch .	49.619	4	PRUCNAL K.	55.502
5	125 Kahlert Daniel .	50.301	5	Erik Berggren .	49.762	5	Erik Berggren .	49.762	5	Erik Berggren .	49.762	5	PRUCNAL K.	55.704
6	101 Papke Sebastian .	50.324	6	Dawid Chart .	49.798	6	Dawid Chart .	49.798	6	Dawid Chart .	49.798	6	PILAT K.	55.739
7	29 Neefs Peter .	50.335	7	Wojciech Stefaniuk .	49.807	7	Wojciech Stefaniuk .	49.807	7	Wojciech Stefaniuk .	49.807	7	---	00.000
8	198 Pel Artur .	50.335	8	Lorenzo Stolk .	49.818	8	Lorenzo Stolk .	49.818	8	Lorenzo Stolk .	49.818	8	---	00.000
9	94 Siese Maxi .	50.337	9	Gaal Andras .	49.831	9	Gaal Andras .	49.831	9	Gaal Andras .	49.831	9	---	00.000
10	99 Baccelleri Giovanni .	50.361	10	Lars-Ole Jenss .	49.852	10	Lars-Ole Jenss .	49.852	10	Lars-Ole Jenss .	49.852	10	---	00.000



Position	Kart	Best Lap	Date
<b>9</b>	<b>131 Stankiewicz Marcelli</b>	<b>Kart 6</b>	<b>50.619</b>
			27-07-2018



**YOUR RESULTS**

Lap	S1	S2	Lap time
1	27.545	28.316	55.861
2	23.724	27.798	51.522
3	23.780	27.808	51.588
4	23.580	27.464	51.044
5	23.863	28.526	52.389
6	23.656	27.910	51.566
7	23.649	27.306	50.955
8	23.600	27.304	50.904
9	23.563	27.437	51.000
10	23.532	27.389	50.921
11	23.550	27.461	51.011
12	23.526	27.448	50.974
13	23.544	27.472	51.016
14	23.698	27.584	51.282
15	23.494	27.423	50.917
16	23.526	27.425	50.951
17	23.433	27.486	50.919
18	23.652	27.445	51.097
19	23.541	27.324	50.865
20	23.650	27.891	51.541
21	37.470	27.238	01:04.708
22	<b>23.379</b>	27.240	<b>50.619</b>
23	23.501	27.540	51.041
24	23.390	27.246	50.636
25	23.387	<b>27.234</b>	50.621
<b>IDEAL</b>	<b>23.379</b>	<b>27.234</b>	<b>50.613</b>

**YOUR COMPETITORS**

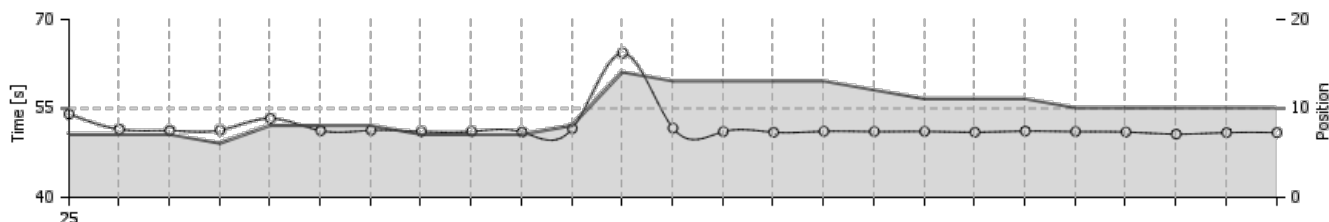
Pos	Driver	Kart	Best S1	Best S2	Best Lap	Gap
1	200 Jenss Lars Ole .	16	23.393	27.131	50.575	+00.000
2	19 Ryndzionek Michal .	11	23.351	27.154	50.518	+03.047
3	115 MEDART YOAN .	14	<b>23.298</b>	27.109	50.469	+03.247
4	23 Grooten Mathias .	7	23.490	27.122	50.660	+03.777
5	21 Bartsch Mateusz .	15	23.312	<b>27.029</b>	<b>50.427</b>	+03.999
6	196 Javanainen Rickard .	2	23.401	27.122	50.682	+04.535
7	98 van Pamelen Guillermo .	9	23.430	27.231	50.661	+08.411
8	36 Karlsson Philip .	17	23.421	27.190	50.677	+10.406
9	131 Stankiewicz Marcelli .	6	23.379	27.234	50.619	+11.639
10	153 Englicky Lukas .	18	23.500	27.163	50.663	+12.690
11	34 Sparholt Carsten .	12	23.409	27.334	50.867	+13.325
12	39 Pointet Gregoire .	22	23.320	27.272	50.779	+15.318
13	88 Stefaniuk Wojciech .	3	23.476	27.227	50.800	+17.402
14	171 Dijkgraaf Mike .	26	23.509	27.399	50.955	+21.994
15	68 Czechowski Michal .	13	23.637	27.526	51.163	+24.175
16	147 Valdes Jorge .	10	23.665	27.613	51.316	+28.783
17	82 Wysocki Daniel .	21	23.731	27.411	51.273	+29.107
18	25 Mutimer Scott .	24	23.868	27.782	51.721	+40.380
19	48 Migdalczyk Jaroslaw .	20	23.860	27.987	51.964	+47.292
<b>THEORETICAL BEST LAP</b>			<b>23.298</b>	<b>27.029</b>	<b>50.327</b>	

### TRACK RECORDS

TOP DNIA			TOP TYGODNIA			TOP MIESIĄCA			TOP KONFIGURACJI			TOP KOBIEŃ		
#	Driver	Lap	#	Driver	Lap	#	Driver	Lap	#	Driver	Lap	#	Driver	Lap
1	79 Lohse Andre .	50.156	1	Romano Franssen .	49.511	1	Romano Franssen .	49.511	1	PALECZKA E.	52.523	1	PALECZKA E.	52.523
2	104 Klek Jakub .	50.230	2	Jakub Klęk .	49.527	2	Jakub Klęk .	49.527	2	MOTZ M.	54.835	2	MOTZ M.	54.835
3	100 Haarbosch Rico .	50.274	3	Jakub Olechowski .	49.614	3	Jakub Olechowski .	49.614	3	VERSCHOOR T.	55.332	3	VERSCHOOR T.	55.332
4	137 puyato opnithi .	50.284	4	Mateusz Bartsch .	49.619	4	Mateusz Bartsch .	49.619	4	Mateusz Bartsch .	49.619	4	PRUCNAL K.	55.502
5	125 Kahlert Daniel .	50.301	5	Erik Berggren .	49.762	5	Erik Berggren .	49.762	5	Erik Berggren .	49.762	5	PRUCNAL K.	55.704
6	101 Papke Sebastian .	50.324	6	Dawid Chart .	49.798	6	Dawid Chart .	49.798	6	Dawid Chart .	49.798	6	PILAT K.	55.739
7	29 Neefs Peter .	50.335	7	Wojciech Stefaniuk .	49.807	7	Wojciech Stefaniuk .	49.807	7	Wojciech Stefaniuk .	49.807	7	--	00.000
8	198 Pel Artur .	50.335	8	Lorenzo Stolk .	49.818	8	Lorenzo Stolk .	49.818	8	Lorenzo Stolk .	49.818	8	--	00.000
9	94 Siese Maxi .	50.337	9	Gaal Andras .	49.831	9	Gaal Andras .	49.831	9	Gaal Andras .	49.831	9	--	00.000
10	99 Baccelleri Giovanni .	50.361	10	Lars-Ole Jenss .	49.852	10	Lars-Ole Jenss .	49.852	10	Lars-Ole Jenss .	49.852	10	--	00.000

Position **10** Kart **153 Englicky Lukas** Kart **Kart 18** Best Lap **50.663** Date **27-07-2018**

### YOUR LAPS



### YOUR RESULTS

Lap	S1	S2	Lap time
1	25.998	28.076	54.074
2	23.808	27.668	51.476
3	23.797	27.455	51.252
4	23.788	27.541	51.329
5	25.482	27.827	53.309
6	23.815	27.429	51.244
7	23.670	27.626	51.296
8	23.675	27.432	51.107
9	23.712	27.399	51.111
10	23.596	27.402	50.998
11	23.767	27.837	51.604
12	37.061	27.271	01:04.332
13	24.231	27.442	51.673
14	23.575	27.504	51.079
15	23.618	27.364	50.982
16	23.584	27.550	51.134
17	23.645	27.447	51.092
18	23.740	27.377	51.117
19	23.607	27.385	50.992
20	23.763	27.408	51.171
21	23.752	27.339	51.091
22	23.600	27.422	51.022
23	<b>23.500</b>	<b>27.163</b>	<b>50.663</b>
24	23.575	27.343	50.918
25	23.645	27.288	50.933
<b>IDEAL</b>	<b>23.500</b>	<b>27.163</b>	<b>50.663</b>

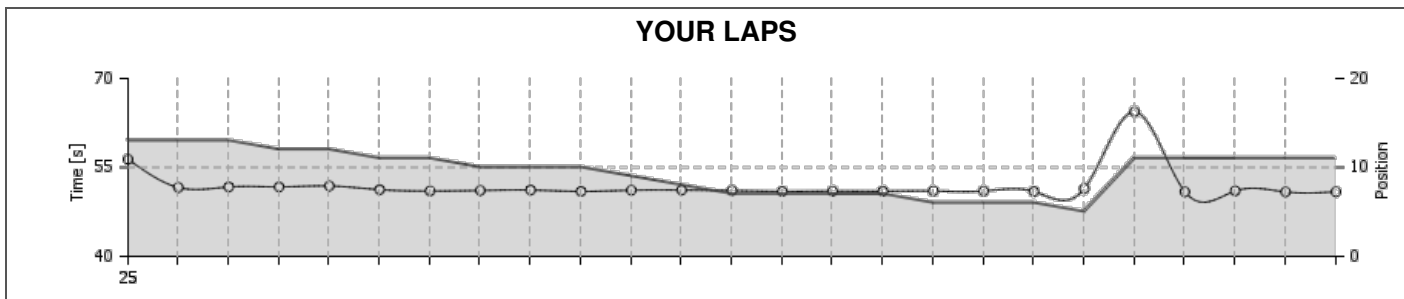
### YOUR COMPETITORS

Pos	Driver	Kart	Best S1	Best S2	Best Lap	Gap
1	200 Jenss Lars Ole .	16	23.393	27.131	50.575	+00.000
2	19 Ryndzionek Michal .	11	23.351	27.154	50.518	+03.047
3	115 MEDART YOAN .	14	<b>23.298</b>	27.109	50.469	+03.247
4	23 Grooten Mathias .	7	23.490	27.122	50.660	+03.777
5	21 Bartsch Mateusz .	15	23.312	<b>27.029</b>	<b>50.427</b>	+03.999
6	196 Javanainen Rickard .	2	23.401	27.122	50.682	+04.535
7	98 van Pamelén Guillermo .	9	23.430	27.231	50.661	+08.411
8	36 Karlsson Philip .	17	23.421	27.190	50.677	+10.406
9	131 Stankiewicz Marcell .	6	23.379	27.234	50.619	+11.639
10	153 Englicky Lukas .	18	23.500	27.163	50.663	+12.690
11	34 Sparholt Carsten .	12	23.409	27.334	50.867	+13.325
12	39 Pointet Gregoire .	22	23.320	27.272	50.779	+15.318
13	88 Stefaniuk Wojciech .	3	23.476	27.227	50.800	+17.402
14	171 Dijkgraaf Mike .	26	23.509	27.399	50.955	+21.994
15	68 Czechowski Michal .	13	23.637	27.526	51.163	+24.175
16	147 Valdes Jorge .	10	23.665	27.613	51.316	+28.783
17	82 Wysocki Daniel .	21	23.731	27.411	51.273	+29.107
18	25 Mutimer Scott .	24	23.868	27.782	51.721	+40.380
19	48 Migdalczyk Jaroslaw .	20	23.860	27.987	51.964	+47.292
<b>THEORETICAL BEST LAP</b>			<b>23.298</b>	<b>27.029</b>	<b>50.327</b>	

### TRACK RECORDS

TOP DNIA			TOP TYGODNIA			TOP MIESIĄCA			TOP KONFIGURACJI			TOP KOBIET		
#	Driver	Lap	#	Driver	Lap	#	Driver	Lap	#	Driver	Lap	#	Driver	Lap
1	79 Lohse Andre .	50.156	1	Romano Franssen .	49.511	1	Romano Franssen .	49.511	1	Romano Franssen .	49.511	1	PALECZKA E.	52.523
2	104 Klek Jakub .	50.230	2	Jakub Klęk .	49.527	2	Jakub Klęk .	49.527	2	Jakub Klęk .	49.527	2	MOTZ M.	54.835
3	100 Haarbosch Rico .	50.274	3	Jakub Olechowski .	49.614	3	Jakub Olechowski .	49.614	3	Jakub Olechowski .	49.614	3	VERSCHOOR T.	55.332
4	137 puyato opnithi .	50.284	4	Mateusz Bartsch .	49.619	4	Mateusz Bartsch .	49.619	4	Mateusz Bartsch .	49.619	4	PRUCNAL K.	55.502
5	125 Kahlert Daniel .	50.301	5	Erik Berggren .	49.762	5	Erik Berggren .	49.762	5	Erik Berggren .	49.762	5	PRUCNAL K.	55.704
6	101 Papke Sebastian .	50.324	6	Dawid Chart .	49.798	6	Dawid Chart .	49.798	6	Dawid Chart .	49.798	6	PILAT K.	55.739
7	29 Neefs Peter .	50.335	7	Wojciech Stefaniuk .	49.807	7	Wojciech Stefaniuk .	49.807	7	Wojciech Stefaniuk .	49.807	7	---	00.000
8	198 Pel Artur .	50.335	8	Lorenzo Stolk .	49.818	8	Lorenzo Stolk .	49.818	8	Lorenzo Stolk .	49.818	8	---	00.000
9	94 Siese Maxi .	50.337	9	Gaal Andras .	49.831	9	Gaal Andras .	49.831	9	Gaal Andras .	49.831	9	---	00.000
10	99 Baccelleri Giovanni .	50.361	10	Lars-Ole Jenss .	49.852	10	Lars-Ole Jenss .	49.852	10	Lars-Ole Jenss .	49.852	10	---	00.000

Position	Kart	Best Lap	Date
<b>11</b>	<b>34 Sparholt Carsten</b>	<b>Kart 12</b>	<b>50.867</b>
			27-07-2018



**YOUR RESULTS**

Lap	S1	S2	Lap time
1	28.008	28.357	56.365
2	23.838	27.772	51.610
3	23.784	27.923	51.707
4	23.688	28.032	51.720
5	23.737	28.137	51.874
6	23.610	27.640	51.250
7	23.621	27.400	51.021
8	23.618	27.493	51.111
9	23.593	27.588	51.181
10	23.540	27.418	50.958
11	23.658	27.493	51.151
12	23.624	27.554	51.178
13	23.615	27.481	51.096
14	23.627	<b>27.334</b>	50.961
15	23.547	27.460	51.007
16	23.569	27.421	50.990
17	23.499	27.519	51.018
18	23.567	27.445	51.012
19	23.576	27.365	50.941
20	23.588	27.819	51.407
21	36.936	27.463	01:04.399
22	23.479	27.404	50.883
23	23.472	27.564	51.036
24	23.519	27.348	<b>50.867</b>
25	<b>23.409</b>	27.482	50.891
<b>IDEAL</b>	<b>23.409</b>	<b>27.334</b>	<b>50.743</b>

**YOUR COMPETITORS**

Pos	Driver	Kart	Best S1	Best S2	Best Lap	Gap
1	200 Jenss Lars Ole .	16	23.393	27.131	50.575	+00.000
2	19 Ryndzionek Michal .	11	23.351	27.154	50.518	+03.047
3	115 MEDART YOAN .	14	<b>23.298</b>	27.109	50.469	+03.247
4	23 Grooten Mathias .	7	23.490	27.122	50.660	+03.777
5	21 Bartsch Mateusz .	15	23.312	<b>27.029</b>	<b>50.427</b>	+03.999
6	196 Javanainen Rickard .	2	23.401	27.122	50.682	+04.535
7	98 van Pamelén Guillermo .	9	23.430	27.231	50.661	+08.411
8	36 Karlsson Philip .	17	23.421	27.190	50.677	+10.406
9	131 Stankiewicz Marcell .	6	23.379	27.234	50.619	+11.639
10	153 Englicky Lukas .	18	23.500	27.163	50.663	+12.690
11	34 Sparholt Carsten .	12	23.409	27.334	50.867	+13.325
12	39 Pointet Gregoire .	22	23.320	27.272	50.779	+15.318
13	88 Stefaniuk Wojciech .	3	23.476	27.227	50.800	+17.402
14	171 Dijkgraaf Mike .	26	23.509	27.399	50.955	+21.994
15	68 Czechowski Michal .	13	23.637	27.526	51.163	+24.175
16	147 Valdes Jorge .	10	23.665	27.613	51.316	+28.783
17	82 Wysocki Daniel .	21	23.731	27.411	51.273	+29.107
18	25 Mutimer Scott .	24	23.868	27.782	51.721	+40.380
19	48 Migdalczyk Jaroslaw .	20	23.860	27.987	51.964	+47.292
<b>THEORETICAL BEST LAP</b>			<b>23.298</b>	<b>27.029</b>	<b>50.327</b>	

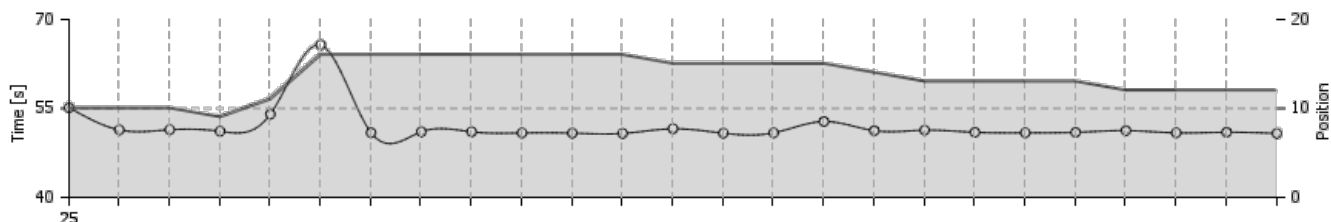
### TRACK RECORDS

TOP DNIA			TOP TYGODNIA			TOP MIESIĄCA			TOP KONFIGURACJI			TOP KOBIET		
#	Driver	Lap	#	Driver	Lap	#	Driver	Lap	#	Driver	Lap	#	Driver	Lap
1	79 Lohse Andre .	50.156	1	Romano Franssen .	49.511	1	Romano Franssen .	49.511	1	Romano Franssen .	49.511	1	PALECZKA E.	52.523
2	104 Klek Jakub .	50.230	2	Jakub Klęk .	49.527	2	Jakub Klęk .	49.527	2	Jakub Klęk .	49.527	2	MOTZ M.	54.835
3	100 Haarbosch Rico .	50.274	3	Jakub Olechowski .	49.614	3	Jakub Olechowski .	49.614	3	Jakub Olechowski .	49.614	3	VERSCHOOR T.	55.332
4	137 puyato oprnithi .	50.284	4	Mateusz Bartsch .	49.619	4	Mateusz Bartsch .	49.619	4	Mateusz Bartsch .	49.619	4	PRUCNAL K.	55.502
5	125 Kahlert Daniel .	50.301	5	Erik Berggren .	49.762	5	Erik Berggren .	49.762	5	Erik Berggren .	49.762	5	PRUCNAL K.	55.704
6	101 Papke Sebastian .	50.324	6	Dawid Chart .	49.798	6	Dawid Chart .	49.798	6	Dawid Chart .	49.798	6	PILAT K.	55.739
7	29 Neefs Peter .	50.335	7	Wojciech Stefaniuk .	49.807	7	Wojciech Stefaniuk .	49.807	7	Wojciech Stefaniuk .	49.807	7	---	00.000
8	198 Pel Artur .	50.335	8	Lorenzo Stolk .	49.818	8	Lorenzo Stolk .	49.818	8	Lorenzo Stolk .	49.818	8	---	00.000
9	94 Siese Maxi .	50.337	9	Gaal Andras .	49.831	9	Gaal Andras .	49.831	9	Gaal Andras .	49.831	9	---	00.000
10	99 Baccelleri Giovanni .	50.361	10	Lars-Ole Jenss .	49.852	10	Lars-Ole Jenss .	49.852	10	Lars-Ole Jenss .	49.852	10	---	00.000



Position **12** Kart **39 Pointet Gregoire** Best Lap **50.779** Date **27-07-2018**

### YOUR LAPS



### YOUR RESULTS

Lap	S1	S2	Lap time
1	27.023	28.120	55.143
2	23.761	27.607	51.368
3	23.795	27.610	51.405
4	23.594	27.550	51.144
5	25.040	28.993	54.033
6	38.047	27.652	01:05.699
7	23.512	27.396	50.908
8	23.548	27.512	51.060
9	23.551	27.498	51.049
10	23.492	27.367	50.859
11	23.528	27.304	50.832
12	23.428	27.351	<b>50.779</b>
13	24.207	27.357	51.564
14	<b>23.320</b>	27.499	50.819
15	23.446	27.434	50.880
16	23.586	29.208	52.794
17	23.976	<b>27.272</b>	51.248
18	23.696	27.630	51.326
19	23.593	27.379	50.972
20	23.497	27.382	50.879
21	23.537	27.427	50.964
22	23.781	27.479	51.260
23	23.408	27.470	50.878
24	23.372	27.609	50.981
25	23.456	27.327	50.783
<b>IDEAL</b>	<b>23.320</b>	<b>27.272</b>	<b>50.592</b>

### YOUR COMPETITORS

Pos	Driver	Kart	Best S1	Best S2	Best Lap	Gap
1	200 Jenss Lars Ole .	16	23.393	27.131	50.575	+00.000
2	19 Ryndzionek Michal .	11	23.351	27.154	50.518	+03.047
3	115 MEDART YOAN .	14	<b>23.298</b>	27.109	50.469	+03.247
4	23 Grooten Mathias .	7	23.490	27.122	50.660	+03.777
5	21 Bartsch Mateusz .	15	23.312	<b>27.029</b>	<b>50.427</b>	+03.999
6	196 Javanainen Rickard .	2	23.401	27.122	50.682	+04.535
7	98 van Pamelén Guillermo .	9	23.430	27.231	50.661	+08.411
8	36 Karlsson Philip .	17	23.421	27.190	50.677	+10.406
9	131 Stankiewicz Marceł .	6	23.379	27.234	50.619	+11.639
10	153 Englicky Lukas .	18	23.500	27.163	50.663	+12.690
11	34 Sparholt Carsten .	12	23.409	27.334	50.867	+13.325
12	39 Pointet Gregoire .	22	23.320	27.272	50.779	+15.318
13	88 Stefaniuk Wojciech .	3	23.476	27.227	50.800	+17.402
14	171 Dijkgraaf Mike .	26	23.509	27.399	50.955	+21.994
15	68 Czechowski Michal .	13	23.637	27.526	51.163	+24.175
16	147 Valdes Jorge .	10	23.665	27.613	51.316	+28.783
17	82 Wysocki Daniel .	21	23.731	27.411	51.273	+29.107
18	25 Mutimer Scott .	24	23.868	27.782	51.721	+40.380
19	48 Migdalczyk Jaroslaw .	20	23.860	27.987	51.964	+47.292
<b>THEORETICAL BEST LAP</b>			<b>23.298</b>	<b>27.029</b>	<b>50.327</b>	

### TRACK RECORDS

TOP DNIA			TOP TYGODNIA			TOP MIESIĄCA			TOP KONFIGURACJI			TOP KOBIEŃ		
#	Driver	Lap	#	Driver	Lap	#	Driver	Lap	#	Driver	Lap	#	Driver	Lap
1	79 Lohse Andre .	50.156	1	Romano Franssen .	49.511	1	Romano Franssen .	49.511	1	PALECZKA E.	52.523	1	PALECZKA E.	52.523
2	104 Klek Jakub .	50.230	2	Jakub Klęk .	49.527	2	Jakub Klęk .	49.527	2	Jakub Klęk .	49.527	2	MOTZ M.	54.835
3	100 Haarbosch Rico .	50.274	3	Jakub Olechowski .	49.614	3	Jakub Olechowski .	49.614	3	Jakub Olechowski .	49.614	3	VERSCHOOR T.	55.332
4	137 puyato oprnithi .	50.284	4	Mateusz Bartsch .	49.619	4	Mateusz Bartsch .	49.619	4	Mateusz Bartsch .	49.619	4	PRUCNAL K.	55.502
5	125 Kahlert Daniel .	50.301	5	Erik Berggren .	49.762	5	Erik Berggren .	49.762	5	Erik Berggren .	49.762	5	PRUCNAL K.	55.704
6	101 Papke Sebastian .	50.324	6	Dawid Chart .	49.798	6	Dawid Chart .	49.798	6	Dawid Chart .	49.798	6	PILAT K.	55.739
7	29 Neefs Peter .	50.335	7	Wojciech Stefaniuk .	49.807	7	Wojciech Stefaniuk .	49.807	7	Wojciech Stefaniuk .	49.807	7	---	00.000
8	198 Pel Artur .	50.335	8	Lorenzo Stolk .	49.818	8	Lorenzo Stolk .	49.818	8	Lorenzo Stolk .	49.818	8	---	00.000
9	94 Siese Maxi .	50.337	9	Gaal Andras .	49.831	9	Gaal Andras .	49.831	9	Gaal Andras .	49.831	9	---	00.000
10	99 Baccelleri Giovanni .	50.361	10	Lars-Ole Jenss .	49.852	10	Lars-Ole Jenss .	49.852	10	Lars-Ole Jenss .	49.852	10	---	00.000





Position

**13****88 Stefaniuk Wojciech**

Kart

**Kart 3**

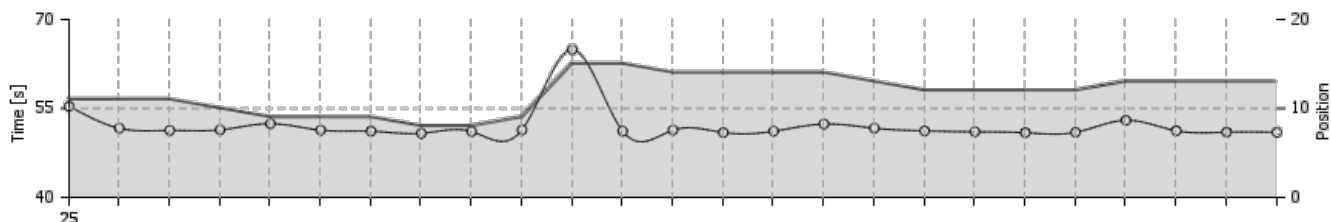
Best Lap

**50.800**

Date

27-07-2018

## YOUR LAPS



## YOUR RESULTS

Lap	S1	S2	Lap time
1	27.270	28.112	55.382
2	23.833	27.816	51.649
3	23.820	27.456	51.276
4	23.751	27.626	51.377
5	23.940	28.488	52.428
6	23.717	27.608	51.325
7	23.672	27.483	51.155
8	23.573	<b>27.227</b>	<b>50.800</b>
9	23.653	27.434	51.087
10	23.555	27.806	51.361
11	37.582	27.344	01:04.926
12	23.679	27.470	51.149
13	23.764	27.575	51.339
14	<b>23.476</b>	27.451	50.927
15	23.728	27.420	51.148
16	23.594	28.769	52.363
17	24.209	27.454	51.663
18	23.695	27.519	51.214
19	23.657	27.399	51.056
20	23.530	27.373	50.903
21	23.551	27.416	50.967
22	25.334	27.666	53.000
23	23.569	27.664	51.233
24	23.676	27.320	50.996
25	23.608	27.379	50.987
<b>IDEAL</b>	<b>23.476</b>	<b>27.227</b>	<b>50.703</b>

## YOUR COMPETITORS

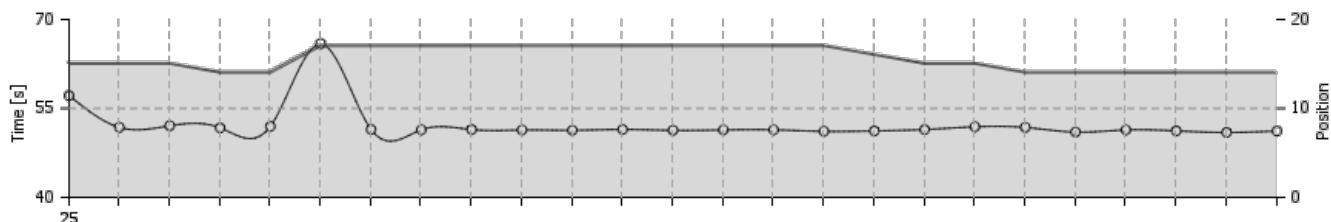
Pos	Driver	Kart	Best S1	Best S2	Best Lap	Gap
1	200 Jenss Lars Ole .	16	23.393	27.131	50.575	+00.000
2	19 Ryndzionek Michal .	11	23.351	27.154	50.518	+03.047
3	115 MEDART YOAN .	14	<b>23.298</b>	27.109	50.469	+03.247
4	23 Grooten Mathias .	7	23.490	27.122	50.660	+03.777
5	21 Bartsch Mateusz .	15	23.312	<b>27.029</b>	<b>50.427</b>	+03.999
6	196 Javanainen Rickard .	2	23.401	27.122	50.682	+04.535
7	98 van Pamelén Guillermo .	9	23.430	27.231	50.661	+08.411
8	36 Karlsson Philip .	17	23.421	27.190	50.677	+10.406
9	131 Stankiewicz Marceł .	6	23.379	27.234	50.619	+11.639
10	153 Englicky Lukas .	18	23.500	27.163	50.663	+12.690
11	34 Sparholt Carsten .	12	23.409	27.334	50.867	+13.325
12	39 Pointet Gregoire .	22	23.320	27.272	50.779	+15.318
13	88 Stefaniuk Wojciech .	3	23.476	27.227	50.800	+17.402
14	171 Dijkstra Mike .	26	23.509	27.399	50.955	+21.994
15	68 Czechowski Michal .	13	23.637	27.526	51.163	+24.175
16	147 Valdes Jorge .	10	23.665	27.613	51.316	+28.783
17	82 Wysocki Daniel .	21	23.731	27.411	51.273	+29.107
18	25 Mutimer Scott .	24	23.868	27.782	51.721	+40.380
19	48 Migdalczyk Jaroslaw .	20	23.860	27.987	51.964	+47.292
<b>THEORETICAL BEST LAP</b>			<b>23.298</b>	<b>27.029</b>	<b>50.327</b>	

## TRACK RECORDS

TOP DNIA			TOP TYGODNIA			TOP MIESIĄCA			TOP KONFIGURACJI			TOP KOBIEŃ		
#	Driver	Lap	#	Driver	Lap	#	Driver	Lap	#	Driver	Lap	#	Driver	Lap
1	79 Lohse Andre .	50.156	1	Romano Franssen .	49.511	1	Romano Franssen .	49.511	1	Romano Franssen .	49.511	1	PALECZKA E.	52.523
2	104 Klek Jakub .	50.230	2	Jakub Klęk .	49.527	2	Jakub Klęk .	49.527	2	Jakub Klęk .	49.527	2	MOTZ M.	54.835
3	100 Haarbosch Rico .	50.274	3	Jakub Olechowski .	49.614	3	Jakub Olechowski .	49.614	3	Jakub Olechowski .	49.614	3	VERSCHOOR T.	55.332
4	137 puyato opnithi .	50.284	4	Mateusz Bartsch .	49.619	4	Mateusz Bartsch .	49.619	4	Mateusz Bartsch .	49.619	4	PRUCNAL K.	55.502
5	125 Kahlert Daniel .	50.301	5	Erik Berggren .	49.762	5	Erik Berggren .	49.762	5	Erik Berggren .	49.762	5	PRUCNAL K.	55.704
6	101 Papke Sebastian .	50.324	6	Dawid Chart .	49.798	6	Dawid Chart .	49.798	6	Dawid Chart .	49.798	6	PILAT K.	55.739
7	29 Neefs Peter .	50.335	7	Wojciech Stefaniuk .	49.807	7	Wojciech Stefaniuk .	49.807	7	Wojciech Stefaniuk .	49.807	7	--	00.000
8	198 Pel Artur .	50.335	8	Lorenzo Stolk .	49.818	8	Lorenzo Stolk .	49.818	8	Lorenzo Stolk .	49.818	8	--	00.000
9	94 Siese Maxi .	50.337	9	Gaal Andras .	49.831	9	Gaal Andras .	49.831	9	Gaal Andras .	49.831	9	--	00.000
10	99 Baccelleri Giovanni .	50.361	10	Lars-Ole Jenss .	49.852	10	Lars-Ole Jenss .	49.852	10	Lars-Ole Jenss .	49.852	10	--	00.000

Position **14** Kart **171 Dijkgraaf Mike** Best Lap **Kart 26 50.955** Date **27-07-2018**

### YOUR LAPS



### YOUR RESULTS

Lap	S1	S2	Lap time
1	28.873	28.293	57.166
2	24.045	27.753	51.798
3	23.836	28.238	52.074
4	23.856	27.877	51.733
5	23.774	28.197	51.971
6	38.216	27.693	01:05.909
7	23.711	27.746	51.457
8	23.729	27.665	51.394
9	23.757	27.672	51.429
10	23.689	27.663	51.352
11	23.809	27.498	51.307
12	23.775	27.677	51.452
13	23.666	27.630	51.296
14	23.616	27.752	51.368
15	23.712	27.677	51.389
16	23.519	27.610	51.129
17	23.662	27.544	51.206
18	23.722	27.718	51.440
19	24.151	27.750	51.901
20	23.958	27.834	51.792
21	23.516	27.490	51.006
22	23.973	<b>27.399</b>	51.372
23	23.545	27.670	51.215
24	<b>23.509</b>	27.446	<b>50.955</b>
25	23.643	27.549	51.192
<b>IDEAL</b>	<b>23.509</b>	<b>27.399</b>	<b>50.908</b>

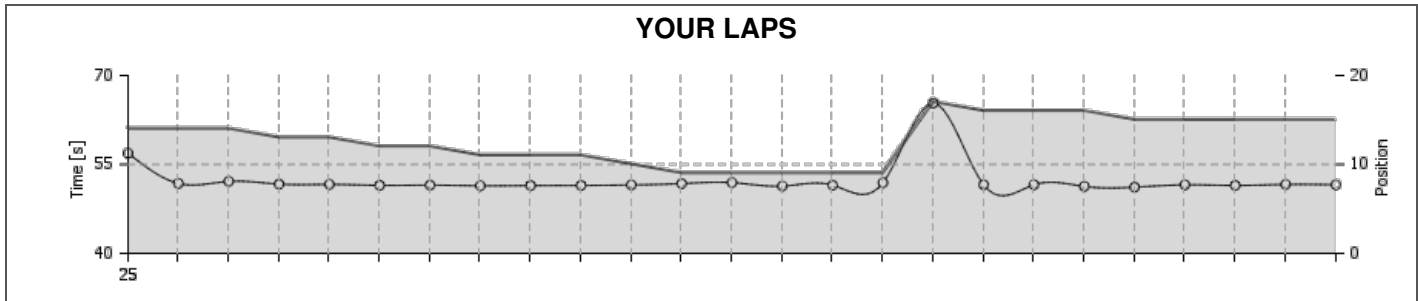
### YOUR COMPETITORS

Pos	Driver	Kart	Best S1	Best S2	Best Lap	Gap
1	200 Jenss Lars Ole .	16	23.393	27.131	50.575	+00.000
2	19 Ryndzionek Michal .	11	23.351	27.154	50.518	+03.047
3	115 MEDART YOAN .	14	<b>23.298</b>	27.109	50.469	+03.247
4	23 Grooten Mathias .	7	23.490	27.122	50.660	+03.777
5	21 Bartsch Mateusz .	15	23.312	<b>27.029</b>	<b>50.427</b>	+03.999
6	196 Javanainen Rickard .	2	23.401	27.122	50.682	+04.535
7	98 van Pamelén Guillermo .	9	23.430	27.231	50.661	+08.411
8	36 Karlsson Philip .	17	23.421	27.190	50.677	+10.406
9	131 Stankiewicz Marcell .	6	23.379	27.234	50.619	+11.639
10	153 Englicky Lukas .	18	23.500	27.163	50.663	+12.690
11	34 Sparholt Carsten .	12	23.409	27.334	50.867	+13.325
12	39 Pointet Gregoire .	22	23.320	27.272	50.779	+15.318
13	88 Stefaniuk Wojciech .	3	23.476	27.227	50.800	+17.402
14	171 Dijkgraaf Mike .	26	23.509	27.399	50.955	+21.994
15	68 Czechowski Michal .	13	23.637	27.526	51.163	+24.175
16	147 Valdes Jorge .	10	23.665	27.613	51.316	+28.783
17	82 Wysocki Daniel .	21	23.731	27.411	51.273	+29.107
18	25 Mutimer Scott .	24	23.868	27.782	51.721	+40.380
19	48 Migdalczyk Jaroslaw .	20	23.860	27.987	51.964	+47.292
<b>THEORETICAL BEST LAP</b>			<b>23.298</b>	<b>27.029</b>	<b>50.327</b>	

### TRACK RECORDS

TOP DNIA			TOP TYGODNIA			TOP MIESIĄCA			TOP KONFIGURACJI			TOP KOBIET		
#	Driver	Lap	#	Driver	Lap	#	Driver	Lap	#	Driver	Lap	#	Driver	Lap
1	79 Lohse Andre .	50.156	1	Romano Franssen .	49.511	1	Romano Franssen .	49.511	1	Romano Franssen .	49.511	1	PALECZKA E.	52.523
2	104 Klek Jakub .	50.230	2	Jakub Klęk .	49.527	2	Jakub Klęk .	49.527	2	Jakub Klęk .	49.527	2	MOTZ M.	54.835
3	100 Haarbosch Rico .	50.274	3	Jakub Olechowski .	49.614	3	Jakub Olechowski .	49.614	3	Jakub Olechowski .	49.614	3	VERSCHOOR T.	55.332
4	137 puyato opnithi .	50.284	4	Mateusz Bartsch .	49.619	4	Mateusz Bartsch .	49.619	4	Mateusz Bartsch .	49.619	4	PRUCNAL K.	55.502
5	125 Kahlert Daniel .	50.301	5	Erik Berggren .	49.762	5	Erik Berggren .	49.762	5	Erik Berggren .	49.762	5	PRUCNAL K.	55.704
6	101 Papke Sebastian .	50.324	6	Dawid Chart .	49.798	6	Dawid Chart .	49.798	6	Dawid Chart .	49.798	6	PILAT K.	55.739
7	29 Neefs Peter .	50.335	7	Wojciech Stefaniuk .	49.807	7	Wojciech Stefaniuk .	49.807	7	Wojciech Stefaniuk .	49.807	7	--	00.000
8	198 Pel Artur .	50.335	8	Lorenzo Stolk .	49.818	8	Lorenzo Stolk .	49.818	8	Lorenzo Stolk .	49.818	8	--	00.000
9	94 Siese Maxi .	50.337	9	Gaal Andras .	49.831	9	Gaal Andras .	49.831	9	Gaal Andras .	49.831	9	--	00.000
10	99 Baccelleri Giovanni .	50.361	10	Lars-Ole Jenss .	49.852	10	Lars-Ole Jenss .	49.852	10	Lars-Ole Jenss .	49.852	10	--	00.000

Position	Kart	Best Lap	Date
<b>15</b>	<b>68 Czechowski Michal</b>	<b>Kart 13</b>	<b>51.163</b>
			<b>27-07-2018</b>



**YOUR RESULTS**

Lap	S1	S2	Lap time
1	28.466	28.423	56.889
2	24.008	27.777	51.785
3	23.897	28.237	52.134
4	23.827	27.851	51.678
5	23.823	27.806	51.629
6	23.844	27.627	51.471
7	23.752	27.753	51.505
8	23.749	27.652	51.401
9	23.788	27.641	51.429
10	23.856	27.598	51.454
11	23.937	27.600	51.537
12	23.853	27.913	51.766
13	23.794	28.134	51.928
14	23.767	27.570	51.337
15	23.803	27.703	51.506
16	23.671	28.233	51.904
17	37.485	27.857	01:05.342
18	23.699	27.870	51.569
19	23.896	27.670	51.566
20	23.723	27.565	51.288
21	<b>23.637</b>	<b>27.526</b>	<b>51.163</b>
22	23.737	27.820	51.557
23	23.813	27.642	51.455
24	23.725	27.894	51.619
25	23.687	27.885	51.572
<b>IDEAL</b>	<b>23.637</b>	<b>27.526</b>	<b>51.163</b>

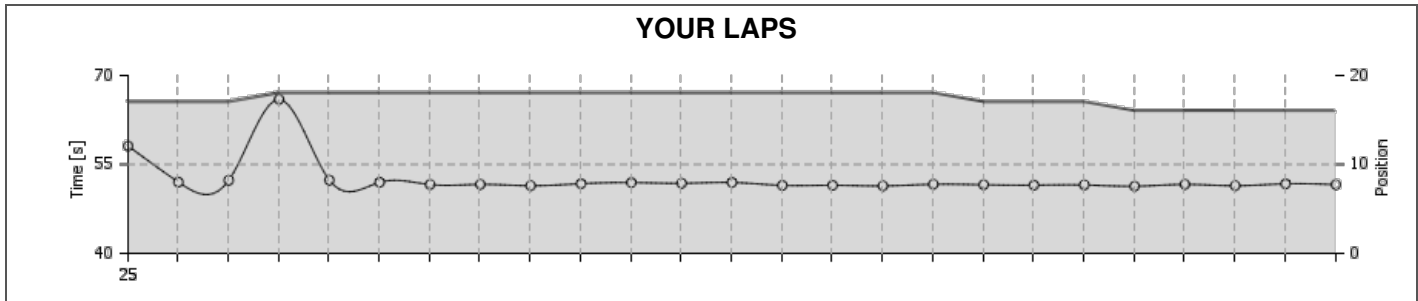
**YOUR COMPETITORS**

Pos	Driver	Kart	Best S1	Best S2	Best Lap	Gap
1	200 Jenss Lars Ole .	16	23.393	27.131	50.575	+00.000
2	19 Ryndzionek Michal .	11	23.351	27.154	50.518	+03.047
3	115 MEDART YOAN .	14	<b>23.298</b>	27.109	50.469	+03.247
4	23 Grooten Mathias .	7	23.490	27.122	50.660	+03.777
5	21 Bartsch Mateusz .	15	23.312	<b>27.029</b>	<b>50.427</b>	+03.999
6	196 Javanainen Rickard .	2	23.401	27.122	50.682	+04.535
7	98 van Pamelén Guillermo .	9	23.430	27.231	50.661	+08.411
8	36 Karlsson Philip .	17	23.421	27.190	50.677	+10.406
9	131 Stankiewicz Marcell .	6	23.379	27.234	50.619	+11.639
10	153 Englicky Lukas .	18	23.500	27.163	50.663	+12.690
11	34 Sparholt Carsten .	12	23.409	27.334	50.867	+13.325
12	39 Pointet Gregoire .	22	23.320	27.272	50.779	+15.318
13	88 Stefaniuk Wojciech .	3	23.476	27.227	50.800	+17.402
14	171 Dijkgraaf Mike .	26	23.509	27.399	50.955	+21.994
15	68 Czechowski Michal .	13	23.637	27.526	51.163	+24.175
16	147 Valdes Jorge .	10	23.665	27.613	51.316	+28.783
17	82 Wysocki Daniel .	21	23.731	27.411	51.273	+29.107
18	25 Mutimer Scott .	24	23.868	27.782	51.721	+40.380
19	48 Migdalczyk Jaroslaw .	20	23.860	27.987	51.964	+47.292
<b>THEORETICAL BEST LAP</b>			<b>23.298</b>	<b>27.029</b>	<b>50.327</b>	

### TRACK RECORDS

TOP DNIA			TOP TYGODNIA			TOP MIESIĄCA			TOP KONFIGURACJI			TOP KOBIET		
#	Driver	Lap	#	Driver	Lap	#	Driver	Lap	#	Driver	Lap	#	Driver	Lap
1	79 Lohse Andre .	50.156	1	Romano Franssen .	49.511	1	Romano Franssen .	49.511	1	Romano Franssen .	49.511	1	PALECZKA E.	52.523
2	104 Klek Jakub .	50.230	2	Jakub Klęk .	49.527	2	Jakub Klęk .	49.527	2	Jakub Klęk .	49.527	2	MOTZ M.	54.835
3	100 Haarbosch Rico .	50.274	3	Jakub Olechowski .	49.614	3	Jakub Olechowski .	49.614	3	Jakub Olechowski .	49.614	3	VERSCHOOR T.	55.332
4	137 puyato opnithi .	50.284	4	Mateusz Bartsch .	49.619	4	Mateusz Bartsch .	49.619	4	Mateusz Bartsch .	49.619	4	PRUCNAL K.	55.502
5	125 Kahlert Daniel .	50.301	5	Erik Berggren .	49.762	5	Erik Berggren .	49.762	5	Erik Berggren .	49.762	5	PRUCNAL K.	55.704
6	101 Papke Sebastian .	50.324	6	Dawid Chart .	49.798	6	Dawid Chart .	49.798	6	Dawid Chart .	49.798	6	PILAT K.	55.739
7	29 Neefs Peter .	50.335	7	Wojciech Stefaniuk .	49.807	7	Wojciech Stefaniuk .	49.807	7	Wojciech Stefaniuk .	49.807	7	---	00.000
8	198 Pel Artur .	50.335	8	Lorenzo Stolk .	49.818	8	Lorenzo Stolk .	49.818	8	Lorenzo Stolk .	49.818	8	---	00.000
9	94 Siese Maxi .	50.337	9	Gaal Andras .	49.831	9	Gaal Andras .	49.831	9	Gaal Andras .	49.831	9	---	00.000
10	99 Baccelleri Giovanni .	50.361	10	Lars-Ole Jenss .	49.852	10	Lars-Ole Jenss .	49.852	10	Lars-Ole Jenss .	49.852	10	---	00.000

Position	Kart	Best Lap	Date
<b>16</b>	<b>147 Valdes Jorge</b>	<b>Kart 10</b>	<b>51.316</b>
			27-07-2018



**YOUR RESULTS**

Lap	S1	S2	Lap time
1	29.751	28.358	58.109
2	24.081	27.936	52.017
3	24.063	28.243	52.306
4	38.212	27.763	01:05.975
5	24.231	28.112	52.343
6	24.359	27.626	51.985
7	23.815	27.789	51.604
8	23.841	27.791	51.632
9	23.743	27.664	51.407
10	23.796	27.955	51.751
11	23.983	27.958	51.941
12	24.100	27.715	51.815
13	23.935	28.019	51.954
14	23.738	27.730	51.468
15	23.705	27.777	51.482
16	23.687	27.685	51.372
17	23.910	27.738	51.648
18	23.867	27.701	51.568
19	23.893	<b>27.613</b>	51.506
20	23.733	27.798	51.531
21	23.689	27.627	<b>51.316</b>
22	23.837	27.794	51.631
23	<b>23.665</b>	27.739	51.404
24	23.865	27.865	51.730
25	23.787	27.810	51.597
<b>IDEAL</b>	<b>23.665</b>	<b>27.613</b>	<b>51.278</b>

**YOUR COMPETITORS**

Pos	Driver	Kart	Best S1	Best S2	Best Lap	Gap
1	200 Jenss Lars Ole .	16	23.393	27.131	50.575	+00.000
2	19 Ryndzionek Michal .	11	23.351	27.154	50.518	+03.047
3	115 MEDART YOAN .	14	<b>23.298</b>	27.109	50.469	+03.247
4	23 Grooten Mathias .	7	23.490	27.122	50.660	+03.777
5	21 Bartsch Mateusz .	15	23.312	<b>27.029</b>	<b>50.427</b>	+03.999
6	196 Javanainen Rickard .	2	23.401	27.122	50.682	+04.535
7	98 van Pamelén Guillermo .	9	23.430	27.231	50.661	+08.411
8	36 Karlsson Philip .	17	23.421	27.190	50.677	+10.406
9	131 Stankiewicz Marceł .	6	23.379	27.234	50.619	+11.639
10	153 Englicky Lukas .	18	23.500	27.163	50.663	+12.690
11	34 Sparholt Carsten .	12	23.409	27.334	50.867	+13.325
12	39 Pointet Gregoire .	22	23.320	27.272	50.779	+15.318
13	88 Stefaniuk Wojciech .	3	23.476	27.227	50.800	+17.402
14	171 Dijkgraaf Mike .	26	23.509	27.399	50.955	+21.994
15	68 Czechowski Michal .	13	23.637	27.526	51.163	+24.175
16	147 Valdes Jorge .	10	23.665	27.613	51.316	+28.783
17	82 Wysocki Daniel .	21	23.731	27.411	51.273	+29.107
18	25 Mutimer Scott .	24	23.868	27.782	51.721	+40.380
19	48 Migdalczyk Jaroslaw .	20	23.860	27.987	51.964	+47.292
<b>THEORETICAL BEST LAP</b>			<b>23.298</b>	<b>27.029</b>	<b>50.327</b>	

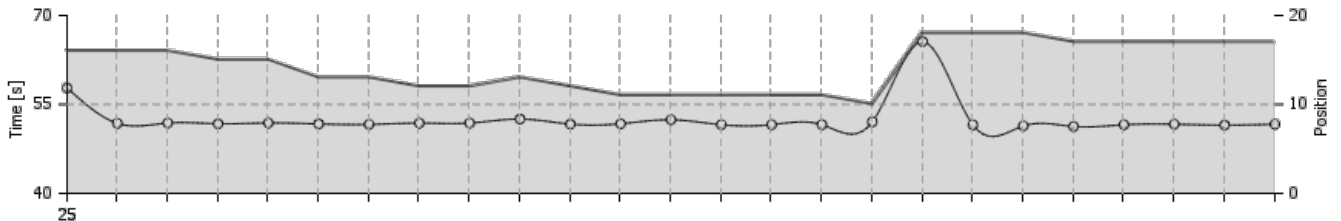
### TRACK RECORDS

TOP DNIA			TOP TYGODNIA			TOP MIESIĄCA			TOP KONFIGURACJI			TOP KOBIEC		
#	Driver	Lap	#	Driver	Lap	#	Driver	Lap	#	Driver	Lap	#	Driver	Lap
1	79 Lohse Andre .	50.156	1	Romano Franssen .	49.511	1	Romano Franssen .	49.511	1	PALECZKA E.	52.523	1	PALECZKA E.	52.523
2	104 Klek Jakub .	50.230	2	Jakub Kłęk .	49.527	2	Jakub Kłęk .	49.527	2	Jakub Kłęk .	49.527	2	MOTZ M.	54.835
3	100 Haarbosch Rico .	50.274	3	Jakub Olechowski .	49.614	3	Jakub Olechowski .	49.614	3	Jakub Olechowski .	49.614	3	VERSCHOOR T.	55.332
4	137 puyato oprnithi .	50.284	4	Mateusz Bartsch .	49.619	4	Mateusz Bartsch .	49.619	4	Mateusz Bartsch .	49.619	4	PRUCNAL K.	55.502
5	125 Kahlert Daniel .	50.301	5	Erik Berggren .	49.762	5	Erik Berggren .	49.762	5	Erik Berggren .	49.762	5	PRUCNAL K.	55.704
6	101 Papke Sebastian .	50.324	6	Dawid Chart .	49.798	6	Dawid Chart .	49.798	6	Dawid Chart .	49.798	6	PILAT K.	55.739
7	29 Neefs Peter .	50.335	7	Wojciech Stefaniuk .	49.807	7	Wojciech Stefaniuk .	49.807	7	Wojciech Stefaniuk .	49.807	7	---	00.000
8	198 Pel Artur .	50.335	8	Lorenzo Stolk .	49.818	8	Lorenzo Stolk .	49.818	8	Lorenzo Stolk .	49.818	8	---	00.000
9	94 Siese Maxi .	50.337	9	Gaal Andras .	49.831	9	Gaal Andras .	49.831	9	Gaal Andras .	49.831	9	---	00.000
10	99 Baccelleri Giovanni .	50.361	10	Lars-Ole Jenss .	49.852	10	Lars-Ole Jenss .	49.852	10	Lars-Ole Jenss .	49.852	10	---	00.000



Position	Kart	Best Lap	Date
<b>17</b>	<b>82 Wysocki Daniel</b>	<b>Kart 21</b>	<b>51.273</b>
			27-07-2018

### YOUR LAPS



### YOUR RESULTS

Lap	S1	S2	Lap time
1	29.525	28.256	57.781
2	24.066	27.739	51.805
3	24.030	27.827	51.857
4	24.025	27.717	51.742
5	24.018	27.856	51.874
6	24.115	27.591	51.706
7	24.012	27.610	51.622
8	23.926	27.923	51.849
9	24.108	27.749	51.857
10	24.055	28.479	52.534
11	23.990	27.688	51.678
12	23.888	27.851	51.739
13	24.543	27.867	52.410
14	23.896	27.677	51.573
15	24.011	27.571	51.582
16	23.938	27.636	51.574
17	23.993	28.051	52.044
18	37.910	27.698	01:05.608
19	23.831	27.715	51.546
20	23.733	27.636	51.369
21	23.779	27.494	<b>51.273</b>
22	24.154	<b>27.411</b>	51.565
23	<b>23.731</b>	27.925	51.656
24	23.801	27.709	51.510
25	24.102	27.560	51.662
<b>IDEAL</b>	<b>23.731</b>	<b>27.411</b>	<b>51.142</b>

### YOUR COMPETITORS

Pos	Driver	Kart	Best S1	Best S2	Best Lap	Gap
1	200 Jenss Lars Ole .	16	23.393	27.131	50.575	+00.000
2	19 Ryndzionek Michal .	11	23.351	27.154	50.518	+03.047
3	115 MEDART YOAN .	14	<b>23.298</b>	27.109	50.469	+03.247
4	23 Grooten Mathias .	7	23.490	27.122	50.660	+03.777
5	21 Bartsch Mateusz .	15	23.312	<b>27.029</b>	<b>50.427</b>	+03.999
6	196 Javanainen Rickard .	2	23.401	27.122	50.682	+04.535
7	98 van Pamelen Guillermo .	9	23.430	27.231	50.661	+08.411
8	36 Karlsson Philip .	17	23.421	27.190	50.677	+10.406
9	131 Stankiewicz Marcelli .	6	23.379	27.234	50.619	+11.639
10	153 Englicky Lukas .	18	23.500	27.163	50.663	+12.690
11	34 Sparholt Carsten .	12	23.409	27.334	50.867	+13.325
12	39 Pointet Gregoire .	22	23.320	27.272	50.779	+15.318
13	88 Stefaniuk Wojciech .	3	23.476	27.227	50.800	+17.402
14	171 Dijkgraaf Mike .	26	23.509	27.399	50.955	+21.994
15	68 Czechowski Michal .	13	23.637	27.526	51.163	+24.175
16	147 Valdes Jorge .	10	23.665	27.613	51.316	+28.783
17	82 Wysocki Daniel .	21	23.731	27.411	51.273	+29.107
18	25 Mutimer Scott .	24	23.868	27.782	51.721	+40.380
19	48 Migdalczyk Jaroslaw .	20	23.860	27.987	51.964	+47.292
<b>THEORETICAL BEST LAP</b>			<b>23.298</b>	<b>27.029</b>	<b>50.327</b>	

### TRACK RECORDS

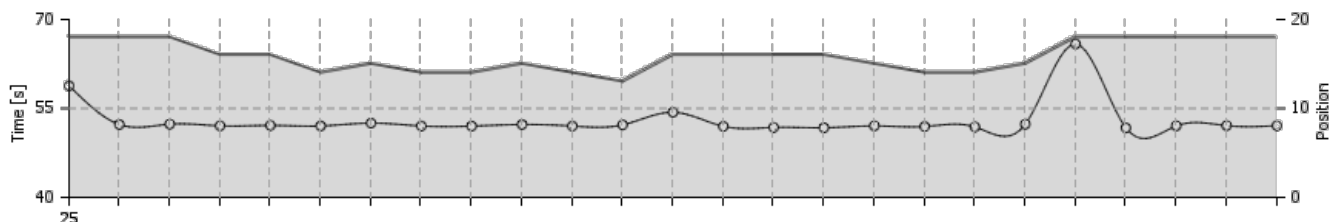
TOP DNIA			TOP TYGODNIA			TOP MIESIĄCA			TOP KONFIGURACJI			TOP KOBIEŃ		
#	Driver	Lap	#	Driver	Lap	#	Driver	Lap	#	Driver	Lap	#	Driver	Lap
1	79 Lohse Andre .	50.156	1	Romano Franssen .	49.511	1	Romano Franssen .	49.511	1	PALECZKA E.	52.523	1	PALECZKA E.	52.523
2	104 Klek Jakub .	50.230	2	Jakub Klęk .	49.527	2	Jakub Klęk .	49.527	2	Jakub Klęk .	49.527	2	MOTZ M.	54.835
3	100 Haarbosch Rico .	50.274	3	Jakub Olechowski .	49.614	3	Jakub Olechowski .	49.614	3	Jakub Olechowski .	49.614	3	VERSCHOOR T.	55.332
4	137 puyato oprnithi .	50.284	4	Mateusz Bartsch .	49.619	4	Mateusz Bartsch .	49.619	4	Mateusz Bartsch .	49.619	4	PRUCNAL K.	55.502
5	125 Kahlert Daniel .	50.301	5	Erik Berggren .	49.762	5	Erik Berggren .	49.762	5	Erik Berggren .	49.762	5	PRUCNAL K.	55.704
6	101 Papke Sebastian .	50.324	6	Dawid Chart .	49.798	6	Dawid Chart .	49.798	6	Dawid Chart .	49.798	6	PILAT K.	55.739
7	29 Neefs Peter .	50.335	7	Wojciech Stefaniuk .	49.807	7	Wojciech Stefaniuk .	49.807	7	Wojciech Stefaniuk .	49.807	7	---	00.000
8	198 Pel Artur .	50.335	8	Lorenzo Stolk .	49.818	8	Lorenzo Stolk .	49.818	8	Lorenzo Stolk .	49.818	8	---	00.000
9	94 Siese Maxi .	50.337	9	Gaal Andras .	49.831	9	Gaal Andras .	49.831	9	Gaal Andras .	49.831	9	---	00.000
10	99 Baccelleri Giovanni .	50.361	10	Lars-Ole Jenss .	49.852	10	Lars-Ole Jenss .	49.852	10	Lars-Ole Jenss .	49.852	10	---	00.000





Position **18** Kart **25 Mutimer Scott** Best Lap **51.721** Date **27-07-2018**

### YOUR LAPS



### YOUR RESULTS

Lap	S1	S2	Lap time
1	30.482	28.339	58.821
2	24.224	28.058	52.282
3	24.147	28.198	52.345
4	24.152	27.909	52.061
5	24.169	27.960	52.129
6	24.055	27.987	52.042
7	24.217	28.308	52.525
8	24.092	27.945	52.037
9	24.015	28.003	52.018
10	24.384	27.898	52.282
11	24.037	27.991	52.028
12	24.056	28.170	52.226
13	26.304	28.046	54.350
14	24.084	27.894	51.978
15	23.964	27.826	51.790
16	<b>23.868</b>	27.871	51.739
17	24.154	27.896	52.050
18	23.990	27.961	51.951
19	24.094	<b>27.782</b>	51.876
20	23.958	28.372	52.330
21	37.777	28.093	01:05.870
22	23.876	27.845	<b>51.721</b>
23	24.024	28.026	52.050
24	23.962	28.131	52.093
25	24.076	28.019	52.095
<b>IDEAL</b>	<b>23.868</b>	<b>27.782</b>	<b>51.650</b>

### YOUR COMPETITORS

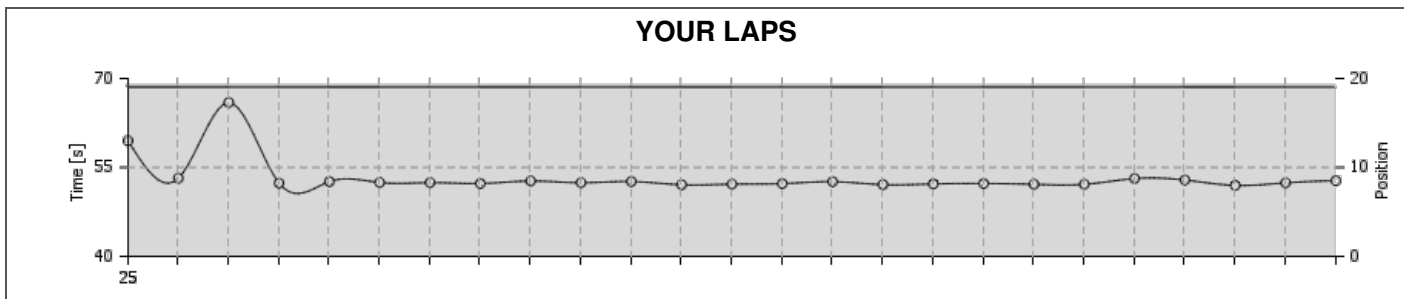
Pos	Driver	Kart	Best S1	Best S2	Best Lap	Gap
1	200 Jenss Lars Ole .	16	23.393	27.131	50.575	+00.000
2	19 Ryndzionek Michal .	11	23.351	27.154	50.518	+03.047
3	115 MEDART YOAN .	14	<b>23.298</b>	27.109	50.469	+03.247
4	23 Grooten Mathias .	7	23.490	27.122	50.660	+03.777
5	21 Bartsch Mateusz .	15	23.312	<b>27.029</b>	<b>50.427</b>	+03.999
6	196 Javanainen Rickard .	2	23.401	27.122	50.682	+04.535
7	98 van Pamelén Guillermo .	9	23.430	27.231	50.661	+08.411
8	36 Karlsson Philip .	17	23.421	27.190	50.677	+10.406
9	131 Stankiewicz Marcell .	6	23.379	27.234	50.619	+11.639
10	153 Englicky Lukas .	18	23.500	27.163	50.663	+12.690
11	34 Sparholt Carsten .	12	23.409	27.334	50.867	+13.325
12	39 Pointet Gregoire .	22	23.320	27.272	50.779	+15.318
13	88 Stefaniuk Wojciech .	3	23.476	27.227	50.800	+17.402
14	171 Dijkgraaf Mike .	26	23.509	27.399	50.955	+21.994
15	68 Czechowski Michal .	13	23.637	27.526	51.163	+24.175
16	147 Valdes Jorge .	10	23.665	27.613	51.316	+28.783
17	82 Wysocki Daniel .	21	23.731	27.411	51.273	+29.107
18	25 Mutimer Scott .	24	23.868	27.782	51.721	+40.380
19	48 Migdalczyk Jaroslaw .	20	23.860	27.987	51.964	+47.292
<b>THEORETICAL BEST LAP</b>			<b>23.298</b>	<b>27.029</b>	<b>50.327</b>	

### TRACK RECORDS

TOP DNIA			TOP TYGODNIA			TOP MIESIĄCA			TOP KONFIGURACJI			TOP KOBIEC		
#	Driver	Lap	#	Driver	Lap	#	Driver	Lap	#	Driver	Lap	#	Driver	Lap
1	79 Lohse Andre .	50.156	1	Romano Franssen .	49.511	1	Romano Franssen .	49.511	1	Romano Franssen .	49.511	1	PALECZKA E.	52.523
2	104 Klek Jakub .	50.230	2	Jakub Klęk .	49.527	2	Jakub Klęk .	49.527	2	Jakub Klęk .	49.527	2	MOTZ M.	54.835
3	100 Haarbosch Rico .	50.274	3	Jakub Olechowski .	49.614	3	Jakub Olechowski .	49.614	3	Jakub Olechowski .	49.614	3	VERSCHOOR T.	55.332
4	137 puyato oprnithi .	50.284	4	Mateusz Bartsch .	49.619	4	Mateusz Bartsch .	49.619	4	Mateusz Bartsch .	49.619	4	PRUCNAL K.	55.502
5	125 Kahlert Daniel .	50.301	5	Erik Berggren .	49.762	5	Erik Berggren .	49.762	5	Erik Berggren .	49.762	5	PRUCNAL K.	55.704
6	101 Papke Sebastian .	50.324	6	Dawid Chart .	49.798	6	Dawid Chart .	49.798	6	Dawid Chart .	49.798	6	PILAT K.	55.739
7	29 Neefs Peter .	50.335	7	Wojciech Stefaniuk .	49.807	7	Wojciech Stefaniuk .	49.807	7	Wojciech Stefaniuk .	49.807	7	---	00.000
8	198 Pel Artur .	50.335	8	Lorenzo Stolk .	49.818	8	Lorenzo Stolk .	49.818	8	Lorenzo Stolk .	49.818	8	---	00.000
9	94 Siese Maxi .	50.337	9	Gaal Andras .	49.831	9	Gaal Andras .	49.831	9	Gaal Andras .	49.831	9	---	00.000
10	99 Baccelleri Giovanni .	50.361	10	Lars-Ole Jenss .	49.852	10	Lars-Ole Jenss .	49.852	10	Lars-Ole Jenss .	49.852	10	---	00.000



Position	Kart	Best Lap	Date
<b>19</b>	<b>48 Migdalczyk Jaroslaw</b>	<b>Kart 20</b>	<b>51.964</b>
			27-07-2018



**YOUR RESULTS**

Lap	S1	S2	Lap time
1	31.079	28.414	59.493
2	24.302	28.863	53.165
3	37.938	28.003	01:05.941
4	24.270	28.078	52.348
5	24.148	28.455	52.603
6	24.282	28.172	52.454
7	24.052	28.381	52.433
8	24.182	28.110	52.292
9	24.020	28.685	52.705
10	24.106	28.317	52.423
11	24.178	28.444	52.622
12	24.085	<b>27.987</b>	52.072
13	24.178	27.996	52.174
14	24.058	28.206	52.264
15	24.265	28.333	52.598
16	23.998	28.093	52.091
17	24.173	28.038	52.211
18	24.105	28.178	52.283
19	23.881	28.270	52.151
20	24.134	28.011	52.145
21	24.368	28.750	53.118
22	24.855	28.023	52.878
23	<b>23.860</b>	28.104	<b>51.964</b>
24	24.060	28.339	52.399
25	24.331	28.443	52.774
<b>IDEAL</b>	<b>23.860</b>	<b>27.987</b>	<b>51.847</b>

**YOUR COMPETITORS**

Pos	Driver	Kart	Best S1	Best S2	Best Lap	Gap
1	200 Jenss Lars Ole .	16	23.393	27.131	50.575	+00.000
2	19 Ryndzionek Michal .	11	23.351	27.154	50.518	+03.047
3	115 MEDART YOAN .	14	<b>23.298</b>	27.109	50.469	+03.247
4	23 Grooten Mathias .	7	23.490	27.122	50.660	+03.777
5	21 Bartsch Mateusz .	15	23.312	<b>27.029</b>	<b>50.427</b>	+03.999
6	196 Javanainen Rickard .	2	23.401	27.122	50.682	+04.535
7	98 van Pamelén Guillermo .	9	23.430	27.231	50.661	+08.411
8	36 Karlsson Philip .	17	23.421	27.190	50.677	+10.406
9	131 Stankiewicz Marceł .	6	23.379	27.234	50.619	+11.639
10	153 Englicky Lukas .	18	23.500	27.163	50.663	+12.690
11	34 Sparholt Carsten .	12	23.409	27.334	50.867	+13.325
12	39 Pointet Gregoire .	22	23.320	27.272	50.779	+15.318
13	88 Stefaniuk Wojciech .	3	23.476	27.227	50.800	+17.402
14	171 Dijkgraaf Mike .	26	23.509	27.399	50.955	+21.994
15	68 Czechowski Michal .	13	23.637	27.526	51.163	+24.175
16	147 Valdes Jorge .	10	23.665	27.613	51.316	+28.783
17	82 Wysocki Daniel .	21	23.731	27.411	51.273	+29.107
18	25 Mutimer Scott .	24	23.868	27.782	51.721	+40.380
19	48 Migdalczyk Jaroslaw .	20	23.860	27.987	51.964	+47.292
<b>THEORETICAL BEST LAP</b>			<b>23.298</b>	<b>27.029</b>	<b>50.327</b>	

### TRACK RECORDS

TOP DNIA			TOP TYGODNIA			TOP MIESIĄCA			TOP KONFIGURACJI			TOP KOBIEŃ		
#	Driver	Lap	#	Driver	Lap	#	Driver	Lap	#	Driver	Lap	#	Driver	Lap
1	79 Lohse Andre .	50.156	1	Romano Franssen .	49.511	1	Romano Franssen .	49.511	1	PALECZKA E.	52.523	1	PALECZKA E.	52.523
2	104 Klek Jakub .	50.230	2	Jakub Kłęk .	49.527	2	Jakub Kłęk .	49.527	2	MOTZ M.	54.835	2	MOTZ M.	54.835
3	100 Haarbosch Rico .	50.274	3	Jakub Olechowski .	49.614	3	Jakub Olechowski .	49.614	3	Jakub Olechowski .	49.614	3	VERSCHOOR T.	55.332
4	137 puyato opnithi .	50.284	4	Mateusz Bartsch .	49.619	4	Mateusz Bartsch .	49.619	4	Mateusz Bartsch .	49.619	4	PRUCNAL K.	55.502
5	125 Kahlert Daniel .	50.301	5	Erik Berggren .	49.762	5	Erik Berggren .	49.762	5	Erik Berggren .	49.762	5	PRUCNAL K.	55.704
6	101 Papke Sebastian .	50.324	6	Dawid Chart .	49.798	6	Dawid Chart .	49.798	6	Dawid Chart .	49.798	6	PILAT K.	55.739
7	29 Neefs Peter .	50.335	7	Wojciech Stefaniuk .	49.807	7	Wojciech Stefaniuk .	49.807	7	Wojciech Stefaniuk .	49.807	7	--	00.000
8	198 Pel Artur .	50.335	8	Lorenzo Stolk .	49.818	8	Lorenzo Stolk .	49.818	8	Lorenzo Stolk .	49.818	8	--	00.000
9	94 Siese Maxi .	50.337	9	Gaal Andras .	49.831	9	Gaal Andras .	49.831	9	Gaal Andras .	49.831	9	--	00.000
10	99 Baccelleri Giovanni .	50.361	10	Lars-Ole Jenss .	49.852	10	Lars-Ole Jenss .	49.852	10	Lars-Ole Jenss .	49.852	10	--	00.000