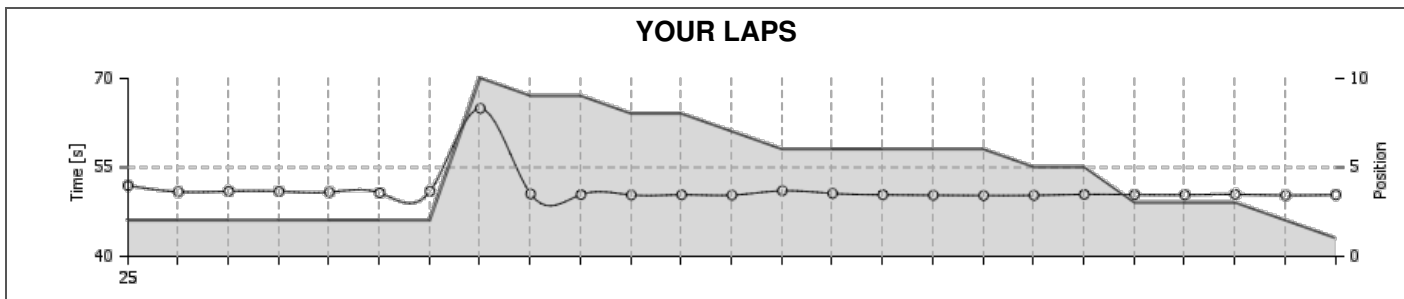


Position	Kart	Best Lap	Date
1	94 Siese Maxi	50.258	27-07-2018



YOUR RESULTS

Lap	S1	S2	Lap time
1	24.152	27.789	51.941
2	23.628	27.253	50.881
3	23.617	27.361	50.978
4	23.655	27.305	50.960
5	23.598	27.234	50.832
6	23.379	27.319	50.698
7	23.467	27.515	50.982
8	37.230	27.725	01:04.955
9	23.432	27.086	50.518
10	23.320	27.095	50.415
11	23.351	27.006	50.357
12	23.343	27.042	50.385
13	23.364	26.960	50.324
14	23.627	27.429	51.056
15	23.340	27.275	50.615
16	23.432	26.949	50.381
17	23.298	27.008	50.306
18	23.267	26.991	50.258
19	23.255	27.031	50.286
20	23.307	27.142	50.449
21	23.315	27.089	50.404
22	23.325	27.054	50.379
23	23.323	27.131	50.454
24	23.335	26.958	50.293
25	23.380	27.010	50.390
IDEAL	23.255	26.949	50.204

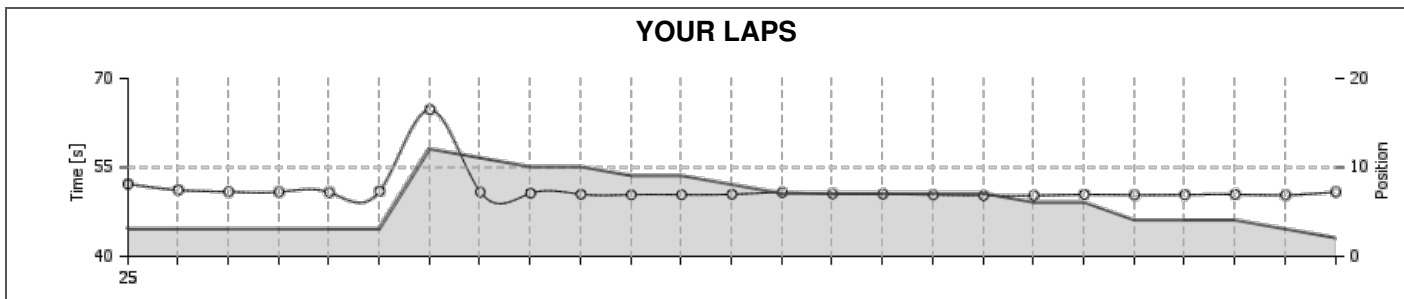
YOUR COMPETITORS

Pos	Driver	Kart	Best S1	Best S2	Best Lap	Gap
1	94 Siese Maxi .	24	23.255	26.949	50.258	+00.000
2	166 Franssen Romano .	17	23.252	26.964	50.253	+00.807
3	21 Bartsch Mateusz .	10	23.210	27.022	50.325	+02.149
4	113 Drzazga Remigiusz .	6	23.185	26.923	50.158	+03.757
5	14 Gaal Andras .	20	23.310	27.052	50.491	+04.093
6	102 Grzyb Wojciech .	3	23.303	27.056	50.418	+04.576
7	92 Oliveira JR .	2	23.281	26.963	50.342	+04.869
8	110 Mikołaj Pel .	22	23.192	27.008	50.221	+05.753
9	130 Slater Sam .	12	23.228	27.121	50.449	+08.814
10	135 Szydłowski Adam .	7	23.349	27.036	50.489	+09.025
11	115 MEDART YOAN .	15	23.318	27.019	50.409	+09.679
12	33 Engstrom Jonte .	16	23.560	27.145	50.726	+15.905
13	126 Grabowski Piotr .	18	23.584	27.265	50.927	+20.471
14	36 Karlsson Philip .	13	23.204	26.968	50.269	+24.314
15	44 Hojczyk Dawid .	21	23.653	27.431	51.151	+27.150
16	40 Lenartowski Adam .	25	23.621	27.344	51.002	+30.778
17	8 Haglestein Thomas .	26	23.684	27.526	51.277	+34.331
18	117 Andrearczyk Krystian .	11	23.699	27.464	51.163	+34.770
19	48 Migdalczyk Jaroslaw .	14	23.786	27.788	51.655	+1 LAP
THEORETICAL BEST LAP			23.185	26.923	50.108	

TRACK RECORDS

TOP DNIA			TOP TYGODNIA			TOP MIESIĄCA			TOP KONFIGURACJI			TOP KOBIEŃ		
#	Driver	Lap	#	Driver	Lap	#	Driver	Lap	#	Driver	Lap	#	Driver	Lap
1	79 Lohse Andre .	50.156	1	Romano Franssen .	49.511	1	Romano Franssen .	49.511	1	Romano Franssen .	49.511	1	PALECZKA E.	52.523
2	113 Drzazga Remigiusz .	50.158	2	Jakub Klęk .	49.527	2	Jakub Klęk .	49.527	2	Jakub Klęk .	49.527	2	MOTZ M.	54.835
3	110 Mikołaj Pel .	50.221	3	Jakub Olechowski .	49.614	3	Jakub Olechowski .	49.614	3	Jakub Olechowski .	49.614	3	VERSCHOOR T.	55.332
4	104 Klęk Jakub .	50.230	4	Mateusz Bartsch .	49.619	4	Mateusz Bartsch .	49.619	4	Mateusz Bartsch .	49.619	4	PRUCNAL K.	55.502
5	166 Franssen Romano .	50.253	5	Erik Berggren .	49.762	5	Erik Berggren .	49.762	5	Erik Berggren .	49.762	5	PRUCNAL K.	55.704
6	94 Siese Maxi .	50.258	6	Dawid Chart .	49.798	6	Dawid Chart .	49.798	6	Dawid Chart .	49.798	6	PILAT K.	55.739
7	36 Karlsson Philip .	50.269	7	Wojciech Stefaniuk .	49.807	7	Wojciech Stefaniuk .	49.807	7	Wojciech Stefaniuk .	49.807	7	---	00.000
8	100 Haarbosch Rico .	50.274	8	Lorenzo Stolk .	49.818	8	Lorenzo Stolk .	49.818	8	Lorenzo Stolk .	49.818	8	---	00.000
9	97 Stolk Lorenzo .	50.283	9	Gaal Andras .	49.831	9	Gaal Andras .	49.831	9	Gaal Andras .	49.831	9	---	00.000
10	137 puyato opnithi .	50.284	10	Lars-Ole Jenss .	49.852	10	Lars-Ole Jenss .	49.852	10	Lars-Ole Jenss .	49.852	10	---	00.000

Position	Kart	Best Lap	Date
2	Kart 17	50.253	27-07-2018
166 Franssen Romano			



YOUR RESULTS

Lap	S1	S2	Lap time
1	24.452	27.748	52.200
2	23.675	27.502	51.177
3	23.602	27.278	50.880
4	23.545	27.307	50.852
5	23.528	27.260	50.788
6	23.445	27.551	50.996
7	37.350	27.392	01:04.742
8	23.411	27.424	50.835
9	23.462	27.171	50.633
10	23.370	27.097	50.467
11	23.388	27.003	50.391
12	23.330	27.064	50.394
13	23.351	27.115	50.466
14	23.330	27.435	50.765
15	23.292	27.256	50.548
16	23.432	27.060	50.492
17	23.375	26.989	50.364
18	23.265	26.995	50.260
19	23.276	26.977	50.253
20	23.252	27.172	50.424
21	23.283	27.069	50.352
22	23.331	27.060	50.391
23	23.365	27.080	50.445
24	23.371	26.964	50.335
25	23.724	27.130	50.854
IDEAL	23.252	26.964	50.216

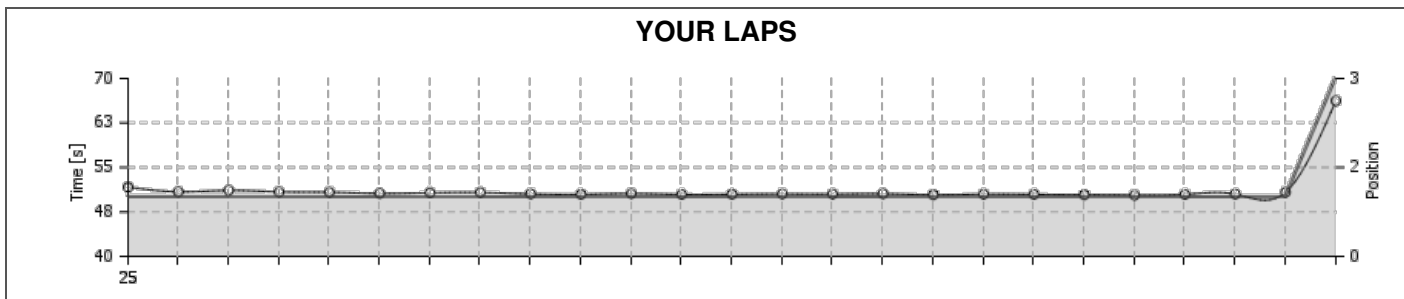
YOUR COMPETITORS

Pos	Driver	Kart	Best S1	Best S2	Best Lap	Gap
1	94 Siese Maxi .	24	23.255	26.949	50.258	+00.000
2	166 Franssen Romano .	17	23.252	26.964	50.253	+00.807
3	21 Bartsch Mateusz .	10	23.210	27.022	50.325	+02.149
4	113 Drzazga Remigiusz .	6	23.185	26.923	50.158	+03.757
5	14 Gaal Andras .	20	23.310	27.052	50.491	+04.093
6	102 Grzyb Wojciech .	3	23.303	27.056	50.418	+04.576
7	92 Oliveira JR .	2	23.281	26.963	50.342	+04.869
8	110 Mikołaj Pel .	22	23.192	27.008	50.221	+05.753
9	130 Slater Sam .	12	23.228	27.121	50.449	+08.814
10	135 Szydłowski Adam .	7	23.349	27.036	50.489	+09.025
11	115 MEDART YOAN .	15	23.318	27.019	50.409	+09.679
12	33 Engstrom Jonte .	16	23.560	27.145	50.726	+15.905
13	126 Grabowski Piotr .	18	23.584	27.265	50.927	+20.471
14	36 Karlsson Philip .	13	23.204	26.968	50.269	+24.314
15	44 Hojczyk Dawid .	21	23.653	27.431	51.151	+27.150
16	40 Lenartowski Adam .	25	23.621	27.344	51.002	+30.778
17	8 Haglestein Thomas .	26	23.684	27.526	51.277	+34.331
18	117 Andrearczyk Krystian .	11	23.699	27.464	51.163	+34.770
19	48 Migdalczyk Jaroslaw .	14	23.786	27.788	51.655	+1 LAP
THEORETICAL BEST LAP			23.185	26.923	50.108	

TRACK RECORDS

TOP DNIA			TOP TYGODNIA			TOP MIESIĄCA			TOP KONFIGURACJI			TOP KOBIEC		
#	Driver	Lap	#	Driver	Lap	#	Driver	Lap	#	Driver	Lap	#	Driver	Lap
1	79 Lohse Andre .	50.156	1	Romano Franssen .	49.511	1	Romano Franssen .	49.511	1	Romano Franssen .	49.511	1	PALECZKA E.	52.523
2	113 Drzazga Remigiusz .	50.158	2	Jakub Kłęk .	49.527	2	Jakub Kłęk .	49.527	2	Jakub Kłęk .	49.527	2	MOTZ M.	54.835
3	110 Mikołaj Pel .	50.221	3	Jakub Olechowski .	49.614	3	Jakub Olechowski .	49.614	3	Jakub Olechowski .	49.614	3	VERSCHOOR T.	55.332
4	104 Klek Jakub .	50.230	4	Mateusz Bartsch .	49.619	4	Mateusz Bartsch .	49.619	4	Mateusz Bartsch .	49.619	4	PRUCNAL K.	55.502
5	166 Franssen Romano .	50.253	5	Erik Berggren .	49.762	5	Erik Berggren .	49.762	5	Erik Berggren .	49.762	5	PRUCNAL K.	55.704
6	94 Siese Maxi .	50.258	6	Dawid Chart .	49.798	6	Dawid Chart .	49.798	6	Dawid Chart .	49.798	6	PILAT K.	55.739
7	36 Karlsson Philip .	50.269	7	Wojciech Stefaniuk .	49.807	7	Wojciech Stefaniuk .	49.807	7	Wojciech Stefaniuk .	49.807	7	---	00.000
8	100 Haarbosch Rico .	50.274	8	Lorenzo Stolk .	49.818	8	Lorenzo Stolk .	49.818	8	Lorenzo Stolk .	49.818	8	---	00.000
9	97 Stolk Lorenzo .	50.283	9	Gaal Andras .	49.831	9	Gaal Andras .	49.831	9	Gaal Andras .	49.831	9	---	00.000
10	137 puyato opnithi .	50.284	10	Lars-Ole Jenss .	49.852	10	Lars-Ole Jenss .	49.852	10	Lars-Ole Jenss .	49.852	10	---	00.000

Position	Kart	Best Lap	Date
3	21 Bartsch Mateusz	Kart 10	50.325
			27-07-2018



YOUR RESULTS

Lap	S1	S2	Lap time
1	23.832	27.850	51.682
2	23.598	27.282	50.880
3	23.595	27.529	51.124
4	23.515	27.356	50.871
5	23.550	27.266	50.816
6	23.373	27.245	50.618
7	23.509	27.218	50.727
8	23.495	27.277	50.772
9	23.384	27.152	50.536
10	23.346	27.117	50.463
11	23.377	27.218	50.595
12	23.314	27.134	50.448
13	23.421	27.054	50.475
14	23.392	27.138	50.530
15	23.315	27.197	50.512
16	23.470	27.098	50.568
17	23.314	27.067	50.381
18	23.289	27.203	50.492
19	23.301	27.156	50.457
20	23.272	27.103	50.375
21	23.303	27.022	50.325
22	23.210	27.243	50.453
23	23.307	27.191	50.498
24	23.350	27.458	50.808
25	38.184	28.056	01:06.240
IDEAL	23.210	27.022	50.232

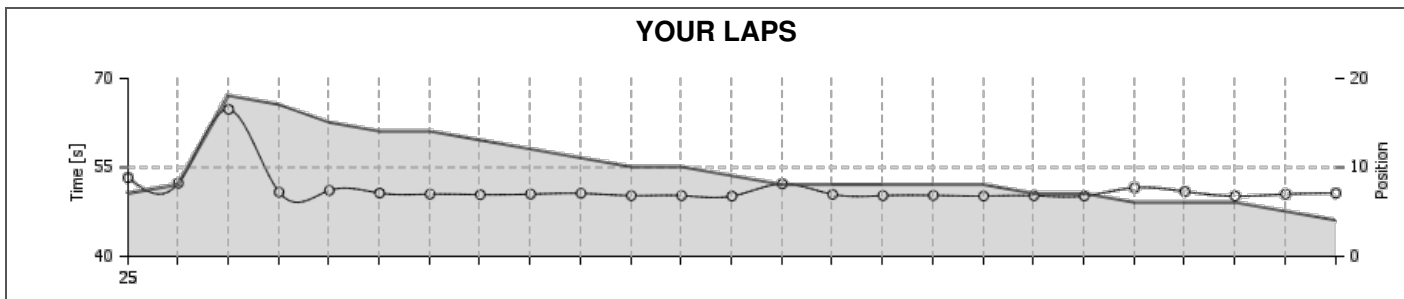
YOUR COMPETITORS

Pos	Driver	Kart	Best S1	Best S2	Best Lap	Gap
1	94 Siese Maxi .	24	23.255	26.949	50.258	+00.000
2	166 Franssen Romano .	17	23.252	26.964	50.253	+00.807
3	21 Bartsch Mateusz .	10	23.210	27.022	50.325	+02.149
4	113 Drzazga Remigiusz .	6	23.185	26.923	50.158	+03.757
5	14 Gaal Andras .	20	23.310	27.052	50.491	+04.093
6	102 Grzyb Wojciech .	3	23.303	27.056	50.418	+04.576
7	92 Oliveira JR .	2	23.281	26.963	50.342	+04.869
8	110 Mikolaj Pel .	22	23.192	27.008	50.221	+05.753
9	130 Slater Sam .	12	23.228	27.121	50.449	+08.814
10	135 Szydowski Adam .	7	23.349	27.036	50.489	+09.025
11	115 MEDART YOAN .	15	23.318	27.019	50.409	+09.679
12	33 Engstrom Jonte .	16	23.560	27.145	50.726	+15.905
13	126 Grabowski Piotr .	18	23.584	27.265	50.927	+20.471
14	36 Karlsson Philip .	13	23.204	26.968	50.269	+24.314
15	44 Hojczyk Dawid .	21	23.653	27.431	51.151	+27.150
16	40 Lenartowski Adam .	25	23.621	27.344	51.002	+30.778
17	8 Haglestein Thomas .	26	23.684	27.526	51.277	+34.331
18	117 Andrearczyk Krystian .	11	23.699	27.464	51.163	+34.770
19	48 Migdalczyk Jaroslaw .	14	23.786	27.788	51.655	+1 LAP
THEORETICAL BEST LAP			23.185	26.923	50.108	

TRACK RECORDS

TOP DNIA			TOP TYGODNIA			TOP MIESIĄCA			TOP KONFIGURACJI			TOP KOBIEŃ		
#	Driver	Lap	#	Driver	Lap	#	Driver	Lap	#	Driver	Lap	#	Driver	Lap
1	79 Lohse Andre .	50.156	1	Romano Franssen .	49.511	1	Romano Franssen .	49.511	1	Romano Franssen .	49.511	1	PALECZKA E.	52.523
2	113 Drzazga Remigiusz .	50.158	2	Jakub Klęk .	49.527	2	Jakub Klęk .	49.527	2	Jakub Klęk .	49.527	2	MOTZ M.	54.835
3	110 Mikolaj Pel .	50.221	3	Jakub Olechowski .	49.614	3	Jakub Olechowski .	49.614	3	Jakub Olechowski .	49.614	3	VERSCHOOR T.	55.332
4	104 Klek Jakub .	50.230	4	Mateusz Bartsch .	49.619	4	Mateusz Bartsch .	49.619	4	Mateusz Bartsch .	49.619	4	PRUCNAL K.	55.502
5	166 Franssen Romano .	50.253	5	Erik Berggren .	49.762	5	Erik Berggren .	49.762	5	Erik Berggren .	49.762	5	PRUCNAL K.	55.704
6	94 Siese Maxi .	50.258	6	Dawid Chart .	49.798	6	Dawid Chart .	49.798	6	Dawid Chart .	49.798	6	PILAT K.	55.739
7	36 Karlsson Philip .	50.269	7	Wojciech Stefaniuk .	49.807	7	Wojciech Stefaniuk .	49.807	7	Wojciech Stefaniuk .	49.807	7	--	00.000
8	100 Haarbosch Rico .	50.274	8	Lorenzo Stolk .	49.818	8	Lorenzo Stolk .	49.818	8	Lorenzo Stolk .	49.818	8	--	00.000
9	97 Stolk Lorenzo .	50.283	9	Gaal Andras .	49.831	9	Gaal Andras .	49.831	9	Gaal Andras .	49.831	9	--	00.000
10	137 puyato opnithi .	50.284	10	Lars-Ole Jenss .	49.852	10	Lars-Ole Jenss .	49.852	10	Lars-Ole Jenss .	49.852	10	--	00.000

Position	Kart	Best Lap	Date
4	113 Drzazga Remigiusz	Kart 6 50.158	27-07-2018



YOUR RESULTS

Lap	S1	S2	Lap time
1	25.651	27.621	53.272
2	23.907	28.436	52.343
3	37.396	27.388	01:04.784
4	23.510	27.324	50.834
5	23.678	27.435	51.113
6	23.517	27.149	50.666
7	23.468	27.021	50.489
8	23.262	27.149	50.411
9	23.304	27.186	50.490
10	23.297	27.333	50.630
11	23.271	26.965	50.236
12	23.293	26.945	50.238
13	23.221	26.937	50.158
14	23.280	28.936	52.216
15	23.494	26.964	50.458
16	23.271	26.966	50.237
17	23.265	27.013	50.278
18	23.185	26.992	50.177
19	23.205	27.020	50.225
20	23.189	26.985	50.174
21	23.434	28.143	51.577
22	23.966	26.968	50.934
23	23.237	26.923	50.160
24	23.429	27.061	50.490
25	23.521	27.143	50.664
IDEAL	23.185	26.923	50.108

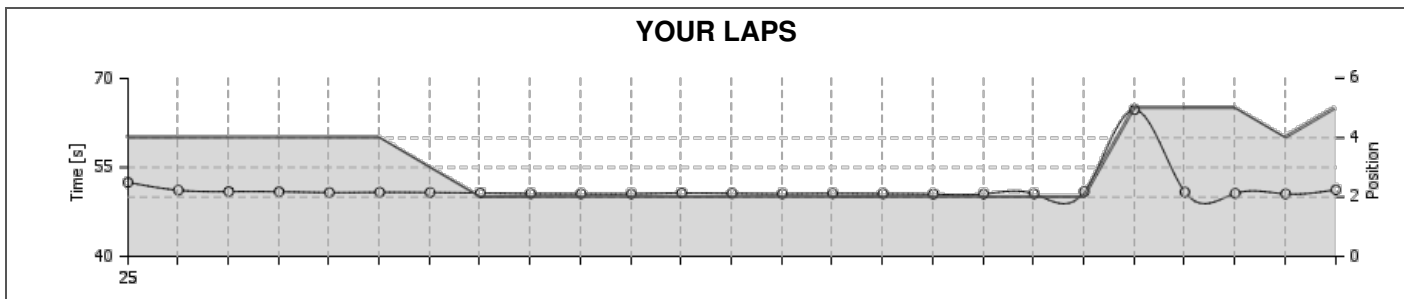
YOUR COMPETITORS

Pos	Driver	Kart	Best S1	Best S2	Best Lap	Gap
1	94 Siese Maxi .	24	23.255	26.949	50.258	+00.000
2	166 Franssen Romano .	17	23.252	26.964	50.253	+00.807
3	21 Bartsch Mateusz .	10	23.210	27.022	50.325	+02.149
4	113 Drzazga Remigiusz .	6	23.185	26.923	50.158	+03.757
5	14 Gaal Andras .	20	23.310	27.052	50.491	+04.093
6	102 Grzyb Wojciech .	3	23.303	27.056	50.418	+04.576
7	92 Oliveira JR .	2	23.281	26.963	50.342	+04.869
8	110 Mikołaj Pel .	22	23.192	27.008	50.221	+05.753
9	130 Slater Sam .	12	23.228	27.121	50.449	+08.814
10	135 Szydłowski Adam .	7	23.349	27.036	50.489	+09.025
11	115 MEDART YOAN .	15	23.318	27.019	50.409	+09.679
12	33 Engstrom Jonte .	16	23.560	27.145	50.726	+15.905
13	126 Grabowski Piotr .	18	23.584	27.265	50.927	+20.471
14	36 Karlsson Philip .	13	23.204	26.968	50.269	+24.314
15	44 Hojczyk Dawid .	21	23.653	27.431	51.151	+27.150
16	40 Lenartowski Adam .	25	23.621	27.344	51.002	+30.778
17	8 Haglestein Thomas .	26	23.684	27.526	51.277	+34.331
18	117 Andrearczyk Krystian .	11	23.699	27.464	51.163	+34.770
19	48 Migdalczyk Jaroslaw .	14	23.786	27.788	51.655	+1 LAP
THEORETICAL BEST LAP			23.185	26.923	50.108	

TRACK RECORDS

TOP DNIA			TOP TYGODNIA			TOP MIESIĄCA			TOP KONFIGURACJI			TOP KOBIEŃ		
#	Driver	Lap	#	Driver	Lap	#	Driver	Lap	#	Driver	Lap	#	Driver	Lap
1	79 Lohse Andre .	50.156	1	Romano Franssen .	49.511	1	Romano Franssen .	49.511	1	Romano Franssen .	49.511	1	PALECZKA E.	52.523
2	113 Drzazga Remigiusz .	50.158	2	Jakub Klęk .	49.527	2	Jakub Klęk .	49.527	2	Jakub Klęk .	49.527	2	MOTZ M.	54.835
3	110 Mikołaj Pel .	50.221	3	Jakub Olechowski .	49.614	3	Jakub Olechowski .	49.614	3	Jakub Olechowski .	49.614	3	VERSCHOOR T.	55.332
4	104 Klęk Jakub .	50.230	4	Mateusz Bartsch .	49.619	4	Mateusz Bartsch .	49.619	4	Mateusz Bartsch .	49.619	4	PRUCNAL K.	55.502
5	166 Franssen Romano .	50.253	5	Erik Berggren .	49.762	5	Erik Berggren .	49.762	5	Erik Berggren .	49.762	5	PRUCNAL K.	55.704
6	94 Siese Maxi .	50.258	6	Dawid Chart .	49.798	6	Dawid Chart .	49.798	6	Dawid Chart .	49.798	6	PILAT K.	55.739
7	36 Karlsson Philip .	50.269	7	Wojciech Stefaniuk .	49.807	7	Wojciech Stefaniuk .	49.807	7	Wojciech Stefaniuk .	49.807	7	---	00.000
8	100 Haarbosch Rico .	50.274	8	Lorenzo Stolk .	49.818	8	Lorenzo Stolk .	49.818	8	Lorenzo Stolk .	49.818	8	---	00.000
9	97 Stolk Lorenzo .	50.283	9	Gaal Andras .	49.831	9	Gaal Andras .	49.831	9	Gaal Andras .	49.831	9	---	00.000
10	137 puyato opnithi .	50.284	10	Lars-Ole Jenss .	49.852	10	Lars-Ole Jenss .	49.852	10	Lars-Ole Jenss .	49.852	10	---	00.000

Position	Kart	Best Lap	Date
5	14 Gaal Andras	Kart 20	50.491
			27-07-2018



YOUR RESULTS

Lap	S1	S2	Lap time
1	24.764	27.723	52.487
2	23.736	27.415	51.151
3	23.650	27.274	50.924
4	23.655	27.248	50.903
5	23.492	27.263	50.755
6	23.609	27.185	50.794
7	23.522	27.237	50.759
8	23.502	27.189	50.691
9	23.422	27.158	50.580
10	23.371	27.177	50.548
11	23.376	27.171	50.547
12	23.488	27.197	50.685
13	23.361	27.259	50.620
14	23.402	27.151	50.553
15	23.310	27.299	50.609
16	23.466	27.102	50.568
17	23.398	27.093	50.491
18	23.347	27.177	50.524
19	23.354	27.188	50.542
20	23.471	27.417	50.888
21	36.846	27.892	01:04.738
22	23.702	27.138	50.840
23	23.420	27.197	50.617
24	23.480	27.052	50.532
25	23.549	27.695	51.244
IDEAL	23.310	27.052	50.362

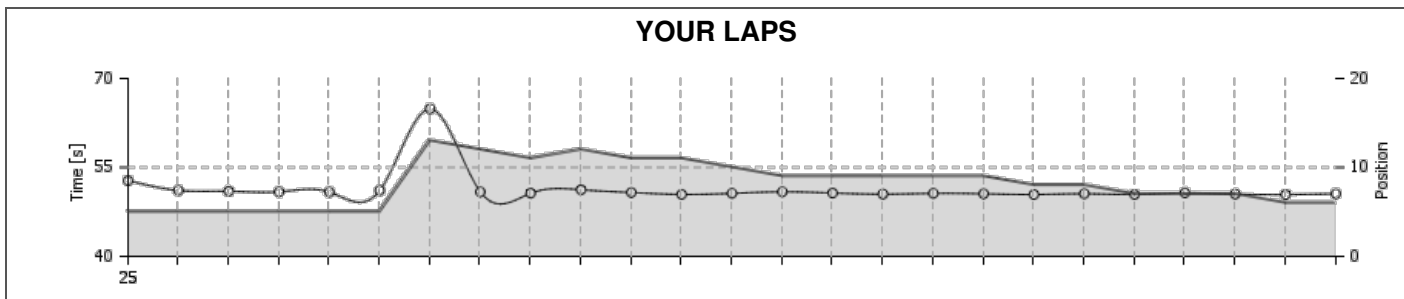
YOUR COMPETITORS

Pos	Driver	Kart	Best S1	Best S2	Best Lap	Gap
1	94 Siese Maxi .	24	23.255	26.949	50.258	+00.000
2	166 Franssen Romano .	17	23.252	26.964	50.253	+00.807
3	21 Bartsch Mateusz .	10	23.210	27.022	50.325	+02.149
4	113 Drzazga Remigiusz .	6	23.185	26.923	50.158	+03.757
5	14 Gaal Andras .	20	23.310	27.052	50.491	+04.093
6	102 Grzyb Wojciech .	3	23.303	27.056	50.418	+04.576
7	92 Oliveira JR .	2	23.281	26.963	50.342	+04.869
8	110 Mikołaj Pel .	22	23.192	27.008	50.221	+05.753
9	130 Slater Sam .	12	23.228	27.121	50.449	+08.814
10	135 Szydłowski Adam .	7	23.349	27.036	50.489	+09.025
11	115 MEDART YOAN .	15	23.318	27.019	50.409	+09.679
12	33 Engstrom Jonte .	16	23.560	27.145	50.726	+15.905
13	126 Grabowski Piotr .	18	23.584	27.265	50.927	+20.471
14	36 Karlsson Philip .	13	23.204	26.968	50.269	+24.314
15	44 Hojczyk Dawid .	21	23.653	27.431	51.151	+27.150
16	40 Lenartowski Adam .	25	23.621	27.344	51.002	+30.778
17	8 Haglestein Thomas .	26	23.684	27.526	51.277	+34.331
18	117 Andrearczyk Krystian .	11	23.699	27.464	51.163	+34.770
19	48 Migdalczyk Jaroslaw .	14	23.786	27.788	51.655	+1 LAP
THEORETICAL BEST LAP			23.185	26.923	50.108	

TRACK RECORDS

TOP DNIA			TOP TYGODNIA			TOP MIESIĄCA			TOP KONFIGURACJI			TOP KOBIEC		
#	Driver	Lap	#	Driver	Lap	#	Driver	Lap	#	Driver	Lap	#	Driver	Lap
1	79 Lohse Andre .	50.156	1	Romano Franssen .	49.511	1	Romano Franssen .	49.511	1	Romano Franssen .	49.511	1	PALECZKA E.	52.523
2	113 Drzazga Remigiusz .	50.158	2	Jakub Klęk .	49.527	2	Jakub Klęk .	49.527	2	Jakub Klęk .	49.527	2	MOTZ M.	54.835
3	110 Mikołaj Pel .	50.221	3	Jakub Olechowski .	49.614	3	Jakub Olechowski .	49.614	3	Jakub Olechowski .	49.614	3	VERSCHOOR T.	55.332
4	104 Klęk Jakub .	50.230	4	Mateusz Bartsch .	49.619	4	Mateusz Bartsch .	49.619	4	Mateusz Bartsch .	49.619	4	PRUCNAL K.	55.502
5	166 Franssen Romano .	50.253	5	Erik Berggren .	49.762	5	Erik Berggren .	49.762	5	Erik Berggren .	49.762	5	PRUCNAL K.	55.704
6	94 Siese Maxi .	50.258	6	Dawid Chart .	49.798	6	Dawid Chart .	49.798	6	Dawid Chart .	49.798	6	PILAT K.	55.739
7	36 Karlsson Philip .	50.269	7	Wojciech Stefaniuk .	49.807	7	Wojciech Stefaniuk .	49.807	7	Wojciech Stefaniuk .	49.807	7	---	00.000
8	100 Haarbosch Rico .	50.274	8	Lorenzo Stolk .	49.818	8	Lorenzo Stolk .	49.818	8	Lorenzo Stolk .	49.818	8	---	00.000
9	97 Stolk Lorenzo .	50.283	9	Gaal Andras .	49.831	9	Gaal Andras .	49.831	9	Gaal Andras .	49.831	9	---	00.000
10	137 puyato opnithi .	50.284	10	Lars-Ole Jenss .	49.852	10	Lars-Ole Jenss .	49.852	10	Lars-Ole Jenss .	49.852	10	---	00.000

Position	Kart	Best Lap	Date
6	102 Grzyb Wojciech	Kart 3 50.418	27-07-2018



YOUR RESULTS

Lap	S1	S2	Lap time
1	25.081	27.705	52.786
2	23.705	27.415	51.120
3	23.649	27.329	50.978
4	23.591	27.291	50.882
5	23.518	27.328	50.846
6	23.480	27.620	51.100
7	37.491	27.400	01:04.891
8	23.443	27.428	50.871
9	23.405	27.243	50.648
10	23.303	27.931	51.234
11	23.573	27.192	50.765
12	23.311	27.140	50.451
13	23.370	27.255	50.625
14	23.456	27.426	50.882
15	23.552	27.132	50.684
16	23.382	27.112	50.494
17	23.402	27.221	50.623
18	23.350	27.208	50.558
19	23.344	27.089	50.433
20	23.325	27.236	50.561
21	23.320	27.121	50.441
22	23.511	27.211	50.722
23	23.365	27.135	50.500
24	23.344	27.074	50.418
25	23.504	27.056	50.560
IDEAL	23.303	27.056	50.359

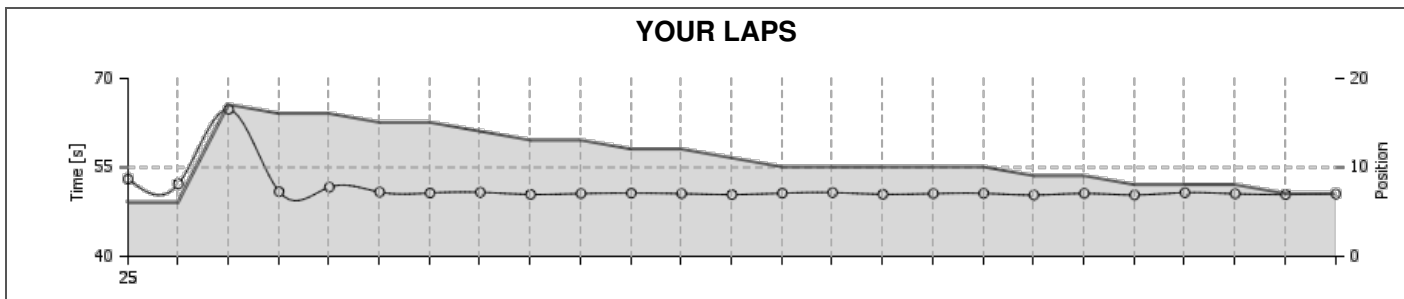
YOUR COMPETITORS

Pos	Driver	Kart	Best S1	Best S2	Best Lap	Gap
1	94 Siese Maxi .	24	23.255	26.949	50.258	+00.000
2	166 Franssen Romano .	17	23.252	26.964	50.253	+00.807
3	21 Bartsch Mateusz .	10	23.210	27.022	50.325	+02.149
4	113 Drzazga Remigiusz .	6	23.185	26.923	50.158	+03.757
5	14 Gaal Andras .	20	23.310	27.052	50.491	+04.093
6	102 Grzyb Wojciech .	3	23.303	27.056	50.418	+04.576
7	92 Oliveira JR .	2	23.281	26.963	50.342	+04.869
8	110 Mikołaj Pel .	22	23.192	27.008	50.221	+05.753
9	130 Slater Sam .	12	23.228	27.121	50.449	+08.814
10	135 Szydłowski Adam .	7	23.349	27.036	50.489	+09.025
11	115 MEDART YOAN .	15	23.318	27.019	50.409	+09.679
12	33 Engstrom Jonte .	16	23.560	27.145	50.726	+15.905
13	126 Grabowski Piotr .	18	23.584	27.265	50.927	+20.471
14	36 Karlsson Philip .	13	23.204	26.968	50.269	+24.314
15	44 Hojczyk Dawid .	21	23.653	27.431	51.151	+27.150
16	40 Lenartowski Adam .	25	23.621	27.344	51.002	+30.778
17	8 Haglestein Thomas .	26	23.684	27.526	51.277	+34.331
18	117 Andrearczyk Krystian .	11	23.699	27.464	51.163	+34.770
19	48 Migdalczyk Jaroslaw .	14	23.786	27.788	51.655	+1 LAP
THEORETICAL BEST LAP			23.185	26.923	50.108	

TRACK RECORDS

TOP DNIA			TOP TYGODNIA			TOP MIESIĄCA			TOP KONFIGURACJI			TOP KOBIEŃ		
#	Driver	Lap	#	Driver	Lap	#	Driver	Lap	#	Driver	Lap	#	Driver	Lap
1	79 Lohse Andre .	50.156	1	Romano Franssen .	49.511	1	Romano Franssen .	49.511	1	PALECZKA E.	52.523	1	PALECZKA E.	52.523
2	113 Drzazga Remigiusz .	50.158	2	Jakub Kłęk .	49.527	2	Jakub Kłęk .	49.527	2	Jakub Kłęk .	49.527	2	MOTZ M.	54.835
3	110 Mikołaj Pel .	50.221	3	Jakub Olechowski .	49.614	3	Jakub Olechowski .	49.614	3	Jakub Olechowski .	49.614	3	VERSCHOOR T.	55.332
4	104 Klek Jakub .	50.230	4	Mateusz Bartsch .	49.619	4	Mateusz Bartsch .	49.619	4	Mateusz Bartsch .	49.619	4	PRUCNAL K.	55.502
5	166 Franssen Romano .	50.253	5	Erik Berggren .	49.762	5	Erik Berggren .	49.762	5	Erik Berggren .	49.762	5	PRUCNAL K.	55.704
6	94 Siese Maxi .	50.258	6	Dawid Chart .	49.798	6	Dawid Chart .	49.798	6	Dawid Chart .	49.798	6	PILAT K.	55.739
7	36 Karlsson Philip .	50.269	7	Wojciech Stefaniuk .	49.807	7	Wojciech Stefaniuk .	49.807	7	Wojciech Stefaniuk .	49.807	7	---	00.000
8	100 Haarbosch Rico .	50.274	8	Lorenzo Stolk .	49.818	8	Lorenzo Stolk .	49.818	8	Lorenzo Stolk .	49.818	8	---	00.000
9	97 Stolk Lorenzo .	50.283	9	Gaal Andras .	49.831	9	Gaal Andras .	49.831	9	Gaal Andras .	49.831	9	---	00.000
10	137 puyato opnithi .	50.284	10	Lars-Ole Jenss .	49.852	10	Lars-Ole Jenss .	49.852	10	Lars-Ole Jenss .	49.852	10	---	00.000

Position	Kart	Best Lap	Date
7	92 Oliveira JR	Kart 2	50.342
			27-07-2018



YOUR RESULTS

Lap	S1	S2	Lap time
1	25.368	27.685	53.053
2	23.916	28.295	52.211
3	37.383	27.408	01:04.791
4	23.575	27.350	50.925
5	23.679	27.994	51.673
6	23.472	27.365	50.837
7	23.407	27.283	50.690
8	23.444	27.357	50.801
9	23.349	27.097	50.446
10	23.425	27.164	50.589
11	23.452	27.218	50.670
12	23.297	27.284	50.581
13	23.303	27.116	50.419
14	23.338	27.319	50.657
15	23.532	27.224	50.756
16	23.354	27.118	50.472
17	23.318	27.266	50.584
18	23.403	27.226	50.629
19	23.308	27.034	50.342
20	23.281	27.335	50.616
21	23.334	27.027	50.361
22	23.499	27.244	50.743
23	23.320	27.233	50.553
24	23.461	26.963	50.424
25	23.415	27.128	50.543
IDEAL	23.281	26.963	50.244

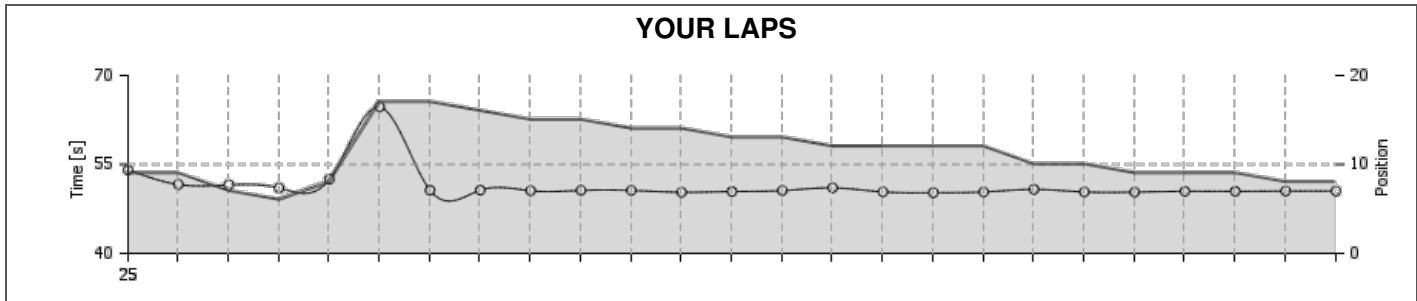
YOUR COMPETITORS

Pos	Driver	Kart	Best S1	Best S2	Best Lap	Gap
1	94 Siese Maxi .	24	23.255	26.949	50.258	+00.000
2	166 Franssen Romano .	17	23.252	26.964	50.253	+00.807
3	21 Bartsch Mateusz .	10	23.210	27.022	50.325	+02.149
4	113 Drzazga Remigiusz .	6	23.185	26.923	50.158	+03.757
5	14 Gaal Andras .	20	23.310	27.052	50.491	+04.093
6	102 Grzyb Wojciech .	3	23.303	27.056	50.418	+04.576
7	92 Oliveira JR .	2	23.281	26.963	50.342	+04.869
8	110 Mikołaj Pel .	22	23.192	27.008	50.221	+05.753
9	130 Slater Sam .	12	23.228	27.121	50.449	+08.814
10	135 Szydłowski Adam .	7	23.349	27.036	50.489	+09.025
11	115 MEDART YOAN .	15	23.318	27.019	50.409	+09.679
12	33 Engstrom Jonte .	16	23.560	27.145	50.726	+15.905
13	126 Grabowski Piotr .	18	23.584	27.265	50.927	+20.471
14	36 Karlsson Philip .	13	23.204	26.968	50.269	+24.314
15	44 Hojczyk Dawid .	21	23.653	27.431	51.151	+27.150
16	40 Lenartowski Adam .	25	23.621	27.344	51.002	+30.778
17	8 Haglestein Thomas .	26	23.684	27.526	51.277	+34.331
18	117 Andrearczyk Krystian .	11	23.699	27.464	51.163	+34.770
19	48 Migdalczyk Jaroslaw .	14	23.786	27.788	51.655	+1 LAP
THEORETICAL BEST LAP			23.185	26.923	50.108	

TRACK RECORDS

TOP DNIA			TOP TYGODNIA			TOP MIESIĄCA			TOP KONFIGURACJI			TOP KOBIEC		
#	Driver	Lap	#	Driver	Lap	#	Driver	Lap	#	Driver	Lap	#	Driver	Lap
1	79 Lohse Andre .	50.156	1	Romano Franssen .	49.511	1	Romano Franssen .	49.511	1	Romano Franssen .	49.511	1	PALECZKA E.	52.523
2	113 Drzazga Remigiusz .	50.158	2	Jakub Kłęk .	49.527	2	Jakub Kłęk .	49.527	2	Jakub Kłęk .	49.527	2	MOTZ M.	54.835
3	110 Mikołaj Pel .	50.221	3	Jakub Olechowski .	49.614	3	Jakub Olechowski .	49.614	3	Jakub Olechowski .	49.614	3	VERSCHOOR T.	55.332
4	104 Klek Jakub .	50.230	4	Mateusz Bartsch .	49.619	4	Mateusz Bartsch .	49.619	4	Mateusz Bartsch .	49.619	4	PRUCNAL K.	55.502
5	166 Franssen Romano .	50.253	5	Erik Berggren .	49.762	5	Erik Berggren .	49.762	5	Erik Berggren .	49.762	5	PRUCNAL K.	55.704
6	94 Siese Maxi .	50.258	6	Dawid Chart .	49.798	6	Dawid Chart .	49.798	6	Dawid Chart .	49.798	6	PILAT K.	55.739
7	36 Karlsson Philip .	50.269	7	Wojciech Stefaniuk .	49.807	7	Wojciech Stefaniuk .	49.807	7	Wojciech Stefaniuk .	49.807	7	---	00.000
8	100 Haarbosch Rico .	50.274	8	Lorenzo Stolk .	49.818	8	Lorenzo Stolk .	49.818	8	Lorenzo Stolk .	49.818	8	---	00.000
9	97 Stolk Lorenzo .	50.283	9	Gaal Andras .	49.831	9	Gaal Andras .	49.831	9	Gaal Andras .	49.831	9	---	00.000
10	137 puyato opnithi .	50.284	10	Lars-Ole Jenss .	49.852	10	Lars-Ole Jenss .	49.852	10	Lars-Ole Jenss .	49.852	10	---	00.000

Position	Kart	Best Lap	Date
8	110 Mikolaj Pel	Kart 22	50.221
			27-07-2018



YOUR RESULTS

Lap	S1	S2	Lap time
1	26.360	27.729	54.089
2	23.689	27.924	51.613
3	23.522	28.016	51.538
4	23.733	27.297	51.030
5	23.560	28.943	52.503
6	37.370	27.331	01:04.701
7	23.492	27.147	50.639
8	23.412	27.251	50.663
9	23.373	27.183	50.556
10	23.361	27.254	50.615
11	23.408	27.207	50.615
12	23.231	27.066	50.297
13	23.298	27.129	50.427
14	23.351	27.232	50.583
15	23.866	27.181	51.047
16	23.303	27.061	50.364
17	23.192	27.029	50.221
18	23.256	27.093	50.349
19	23.746	27.041	50.787
20	23.271	27.081	50.352
21	23.321	27.008	50.329
22	23.430	27.033	50.463
23	23.305	27.157	50.462
24	23.285	27.214	50.499
25	23.234	27.274	50.508
IDEAL	23.192	27.008	50.200

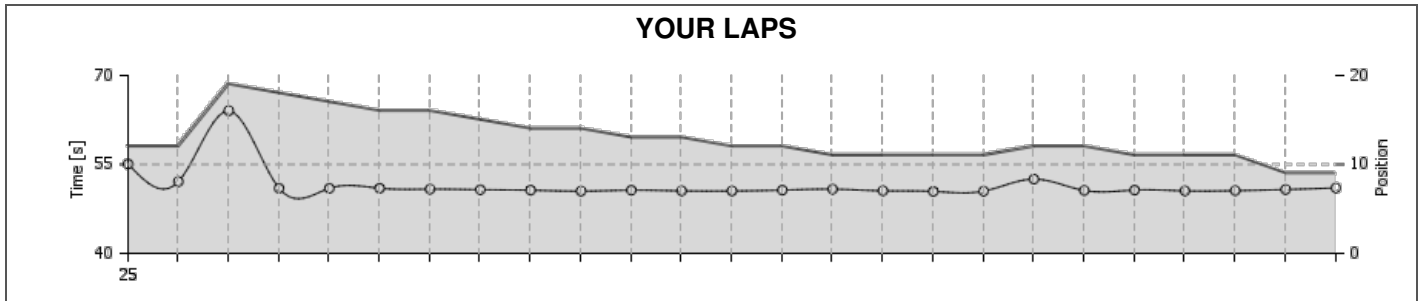
YOUR COMPETITORS

Pos	Driver	Kart	Best S1	Best S2	Best Lap	Gap
1	94 Siese Maxi .	24	23.255	26.949	50.258	+00.000
2	166 Franssen Romano .	17	23.252	26.964	50.253	+00.807
3	21 Bartsch Mateusz .	10	23.210	27.022	50.325	+02.149
4	113 Drzazga Remigiusz .	6	23.185	26.923	50.158	+03.757
5	14 Gaal Andras .	20	23.310	27.052	50.491	+04.093
6	102 Grzyb Wojciech .	3	23.303	27.056	50.418	+04.576
7	92 Oliveira JR .	2	23.281	26.963	50.342	+04.869
8	110 Mikolaj Pel .	22	23.192	27.008	50.221	+05.753
9	130 Slater Sam .	12	23.228	27.121	50.449	+08.814
10	135 Szydowski Adam .	7	23.349	27.036	50.489	+09.025
11	115 MEDART YOAN .	15	23.318	27.019	50.409	+09.679
12	33 Engstrom Jonte .	16	23.560	27.145	50.726	+15.905
13	126 Grabowski Piotr .	18	23.584	27.265	50.927	+20.471
14	36 Karlsson Philip .	13	23.204	26.968	50.269	+24.314
15	44 Hojczyk Dawid .	21	23.653	27.431	51.151	+27.150
16	40 Lenartowski Adam .	25	23.621	27.344	51.002	+30.778
17	8 Haglestein Thomas .	26	23.684	27.526	51.277	+34.331
18	117 Andrearczyk Krystian .	11	23.699	27.464	51.163	+34.770
19	48 Migdalczyk Jaroslaw .	14	23.786	27.788	51.655	+1 LAP
THEORETICAL BEST LAP			23.185	26.923	50.108	

TRACK RECORDS

TOP DNIA			TOP TYGODNIA			TOP MIESIĄCA			TOP KONFIGURACJI			TOP KOBIEŃ		
#	Driver	Lap	#	Driver	Lap	#	Driver	Lap	#	Driver	Lap	#	Driver	Lap
1	79 Lohse Andre .	50.156	1	Romano Franssen .	49.511	1	Romano Franssen .	49.511	1	PALECZKA E.	52.523	1	PALECZKA E.	52.523
2	113 Drzazga Remigiusz .	50.158	2	Jakub Klęk .	49.527	2	Jakub Klęk .	49.527	2	MOTZ M.	54.835	2	MOTZ M.	54.835
3	110 Mikolaj Pel .	50.221	3	Jakub Olechowski .	49.614	3	Jakub Olechowski .	49.614	3	VERSCHOOR T.	55.332	3	VERSCHOOR T.	55.332
4	104 Klek Jakub .	50.230	4	Mateusz Bartsch .	49.619	4	Mateusz Bartsch .	49.619	4	PRUCNAL K.	55.502	4	PRUCNAL K.	55.502
5	166 Franssen Romano .	50.253	5	Erik Berggren .	49.762	5	Erik Berggren .	49.762	5	PRUCNAL K.	55.704	5	PRUCNAL K.	55.704
6	94 Siese Maxi .	50.258	6	Dawid Chart .	49.798	6	Dawid Chart .	49.798	6	PILAT K.	55.739	6	PILAT K.	55.739
7	36 Karlsson Philip .	50.269	7	Wojciech Stefaniuk .	49.807	7	Wojciech Stefaniuk .	49.807	7	--	00.000	7	--	00.000
8	100 Haarbosch Rico .	50.274	8	Lorenzo Stolk .	49.818	8	Lorenzo Stolk .	49.818	8	--	00.000	8	--	00.000
9	97 Stolk Lorenzo .	50.283	9	Gaal Andras .	49.831	9	Gaal Andras .	49.831	9	--	00.000	9	--	00.000
10	137 puyato opnithi .	50.284	10	Lars-Ole Jenss .	49.852	10	Lars-Ole Jenss .	49.852	10	--	00.000	10	--	00.000

Position	Kart	Best Lap	Date
9	130 Slater Sam	Kart 12	50.449
			27-07-2018



YOUR RESULTS

Lap	S1	S2	Lap time
1	27.258	27.831	55.089
2	23.596	28.502	52.098
3	36.636	27.416	01:04.052
4	23.515	27.469	50.984
5	23.506	27.468	50.974
6	23.547	27.432	50.979
7	23.489	27.338	50.827
8	23.432	27.306	50.738
9	23.451	27.200	50.651
10	23.272	27.222	50.494
11	23.318	27.340	50.658
12	23.330	27.214	50.544
13	23.228	27.296	50.524
14	23.337	27.331	50.668
15	23.597	27.228	50.825
16	23.360	27.193	50.553
17	23.328	27.121	50.449
18	23.369	27.121	50.490
19	25.215	27.309	52.524
20	23.374	27.223	50.597
21	23.530	27.147	50.677
22	23.378	27.165	50.543
23	23.320	27.255	50.575
24	23.636	27.125	50.761
25	23.444	27.593	51.037
IDEAL	23.228	27.121	50.349

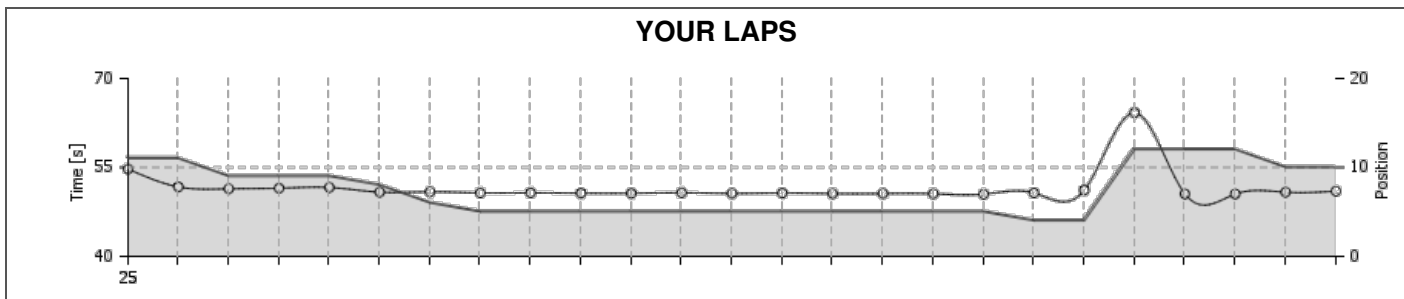
YOUR COMPETITORS

Pos	Driver	Kart	Best S1	Best S2	Best Lap	Gap
1	94 Siese Maxi .	24	23.255	26.949	50.258	+00.000
2	166 Franssen Romano .	17	23.252	26.964	50.253	+00.807
3	21 Bartsch Mateusz .	10	23.210	27.022	50.325	+02.149
4	113 Drzazga Remigiusz .	6	23.185	26.923	50.158	+03.757
5	14 Gaal Andras .	20	23.310	27.052	50.491	+04.093
6	102 Grzyb Wojciech .	3	23.303	27.056	50.418	+04.576
7	92 Oliveira JR .	2	23.281	26.963	50.342	+04.869
8	110 Mikołaj Pel .	22	23.192	27.008	50.221	+05.753
9	130 Slater Sam .	12	23.228	27.121	50.449	+08.814
10	135 Szydłowski Adam .	7	23.349	27.036	50.489	+09.025
11	115 MEDART YOAN .	15	23.318	27.019	50.409	+09.679
12	33 Engstrom Jonte .	16	23.560	27.145	50.726	+15.905
13	126 Grabowski Piotr .	18	23.584	27.265	50.927	+20.471
14	36 Karlsson Philip .	13	23.204	26.968	50.269	+24.314
15	44 Hojczyk Dawid .	21	23.653	27.431	51.151	+27.150
16	40 Lenartowski Adam .	25	23.621	27.344	51.002	+30.778
17	8 Haglestein Thomas .	26	23.684	27.526	51.277	+34.331
18	117 Andrearczyk Krystian .	11	23.699	27.464	51.163	+34.770
19	48 Migdalczyk Jaroslaw .	14	23.786	27.788	51.655	+1 LAP
THEORETICAL BEST LAP			23.185	26.923	50.108	

TRACK RECORDS

TOP DNIA			TOP TYGODNIA			TOP MIESIĄCA			TOP KONFIGURACJI			TOP KOBIET		
#	Driver	Lap	#	Driver	Lap	#	Driver	Lap	#	Driver	Lap	#	Driver	Lap
1	79 Lohse Andre .	50.156	1	Romano Franssen .	49.511	1	Romano Franssen .	49.511	1	Romano Franssen .	49.511	1	PALECZKA E.	52.523
2	113 Drzazga Remigiusz .	50.158	2	Jakub Kłęk .	49.527	2	Jakub Kłęk .	49.527	2	Jakub Kłęk .	49.527	2	MOTZ M.	54.835
3	110 Mikołaj Pel .	50.221	3	Jakub Olechowski .	49.614	3	Jakub Olechowski .	49.614	3	Jakub Olechowski .	49.614	3	VERSCHOOR T.	55.332
4	104 Klek Jakub .	50.230	4	Mateusz Bartsch .	49.619	4	Mateusz Bartsch .	49.619	4	Mateusz Bartsch .	49.619	4	PRUCNAL K.	55.502
5	166 Franssen Romano .	50.253	5	Erik Berggren .	49.762	5	Erik Berggren .	49.762	5	Erik Berggren .	49.762	5	PRUCNAL K.	55.704
6	94 Siese Maxi .	50.258	6	Dawid Chart .	49.798	6	Dawid Chart .	49.798	6	Dawid Chart .	49.798	6	PILAT K.	55.739
7	36 Karlsson Philip .	50.269	7	Wojciech Stefaniuk .	49.807	7	Wojciech Stefaniuk .	49.807	7	Wojciech Stefaniuk .	49.807	7	---	00.000
8	100 Haarbosch Rico .	50.274	8	Lorenzo Stolk .	49.818	8	Lorenzo Stolk .	49.818	8	Lorenzo Stolk .	49.818	8	---	00.000
9	97 Stolk Lorenzo .	50.283	9	Gaal Andras .	49.831	9	Gaal Andras .	49.831	9	Gaal Andras .	49.831	9	---	00.000
10	137 puyato opnithi .	50.284	10	Lars-Ole Jenss .	49.852	10	Lars-Ole Jenss .	49.852	10	Lars-Ole Jenss .	49.852	10	---	00.000

Position	Kart	Best Lap	Date
10	135 Szydowski Adam	Kart 7	50.489
			27-07-2018



YOUR RESULTS

Lap	S1	S2	Lap time
1	27.055	27.670	54.725
2	23.683	28.031	51.714
3	23.644	27.748	51.392
4	24.095	27.398	51.493
5	23.485	28.135	51.620
6	23.522	27.304	50.826
7	23.513	27.367	50.880
8	23.493	27.211	50.704
9	23.424	27.286	50.710
10	23.468	27.180	50.648
11	23.489	27.146	50.635
12	23.496	27.234	50.730
13	23.482	27.123	50.605
14	23.496	27.176	50.672
15	23.446	27.140	50.586
16	23.534	27.056	50.590
17	23.464	27.093	50.557
18	23.391	27.098	50.489
19	23.476	27.222	50.698
20	23.481	27.680	51.161
21	37.102	27.136	01:04.238
22	23.471	27.052	50.523
23	23.349	27.158	50.507
24	23.782	27.036	50.818
25	23.416	27.585	51.001
IDEAL	23.349	27.036	50.385

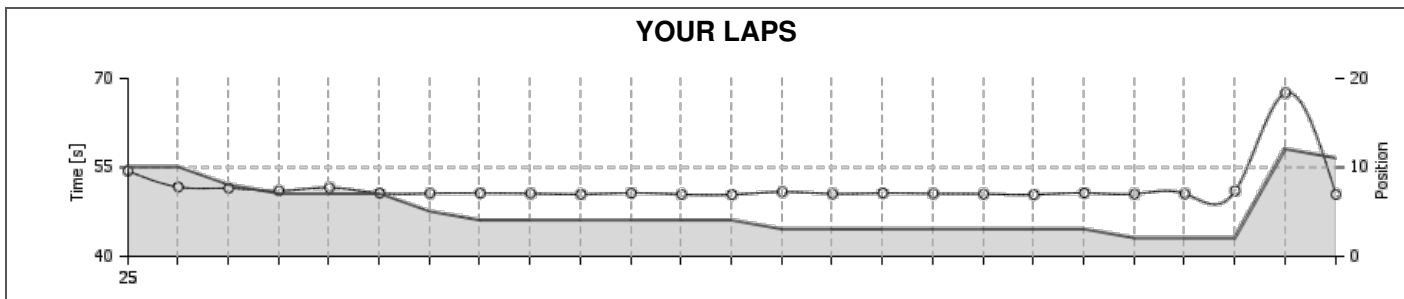
YOUR COMPETITORS

Pos	Driver	Kart	Best S1	Best S2	Best Lap	Gap
1	94 Siese Maxi .	24	23.255	26.949	50.258	+00.000
2	166 Franssen Romano .	17	23.252	26.964	50.253	+00.807
3	21 Bartsch Mateusz .	10	23.210	27.022	50.325	+02.149
4	113 Drzazga Remigiusz .	6	23.185	26.923	50.158	+03.757
5	14 Gaal Andras .	20	23.310	27.052	50.491	+04.093
6	102 Grzyb Wojciech .	3	23.303	27.056	50.418	+04.576
7	92 Oliveira JR .	2	23.281	26.963	50.342	+04.869
8	110 Mikołaj Pel .	22	23.192	27.008	50.221	+05.753
9	130 Slater Sam .	12	23.228	27.121	50.449	+08.814
10	135 Szydowski Adam .	7	23.349	27.036	50.489	+09.025
11	115 MEDART YOAN .	15	23.318	27.019	50.409	+09.679
12	33 Engstrom Jonte .	16	23.560	27.145	50.726	+15.905
13	126 Grabowski Piotr .	18	23.584	27.265	50.927	+20.471
14	36 Karlsson Philip .	13	23.204	26.968	50.269	+24.314
15	44 Hojczyk Dawid .	21	23.653	27.431	51.151	+27.150
16	40 Lenartowski Adam .	25	23.621	27.344	51.002	+30.778
17	8 Haglestein Thomas .	26	23.684	27.526	51.277	+34.331
18	117 Andrearczyk Krystian .	11	23.699	27.464	51.163	+34.770
19	48 Migdalczyk Jaroslaw .	14	23.786	27.788	51.655	+1 LAP
THEORETICAL BEST LAP			23.185	26.923	50.108	

TRACK RECORDS

TOP DNIA			TOP TYGODNIA			TOP MIESIĄCA			TOP KONFIGURACJI			TOP KOBIEC		
#	Driver	Lap	#	Driver	Lap	#	Driver	Lap	#	Driver	Lap	#	Driver	Lap
1	79 Lohse Andre .	50.156	1	Romano Franssen .	49.511	1	Romano Franssen .	49.511	1	Romano Franssen .	49.511	1	PALECZKA E.	52.523
2	113 Drzazga Remigiusz .	50.158	2	Jakub Klęk .	49.527	2	Jakub Klęk .	49.527	2	Jakub Klęk .	49.527	2	MOTZ M.	54.835
3	110 Mikołaj Pel .	50.221	3	Jakub Olechowski .	49.614	3	Jakub Olechowski .	49.614	3	Jakub Olechowski .	49.614	3	VERSCHOOR T.	55.332
4	104 Klęk Jakub .	50.230	4	Mateusz Bartsch .	49.619	4	Mateusz Bartsch .	49.619	4	Mateusz Bartsch .	49.619	4	PRUCNAL K.	55.502
5	166 Franssen Romano .	50.253	5	Erik Berggren .	49.762	5	Erik Berggren .	49.762	5	Erik Berggren .	49.762	5	PRUCNAL K.	55.704
6	94 Siese Maxi .	50.258	6	Dawid Chart .	49.798	6	Dawid Chart .	49.798	6	Dawid Chart .	49.798	6	PILAT K.	55.739
7	36 Karlsson Philip .	50.269	7	Wojciech Stefaniuk .	49.807	7	Wojciech Stefaniuk .	49.807	7	Wojciech Stefaniuk .	49.807	7	---	00.000
8	100 Haarbosch Rico .	50.274	8	Lorenzo Stolk .	49.818	8	Lorenzo Stolk .	49.818	8	Lorenzo Stolk .	49.818	8	---	00.000
9	97 Stolk Lorenzo .	50.283	9	Gaal Andras .	49.831	9	Gaal Andras .	49.831	9	Gaal Andras .	49.831	9	---	00.000
10	137 puyato opnithi .	50.284	10	Lars-Ole Jenss .	49.852	10	Lars-Ole Jenss .	49.852	10	Lars-Ole Jenss .	49.852	10	---	00.000

Position	Kart	Best Lap	Date
11	Kart 15	50.409	27-07-2018
115 MEDART YOAN			



YOUR RESULTS

Lap	S1	S2	Lap time
1	26.686	27.714	54.400
2	23.666	28.025	51.691
3	23.448	28.039	51.487
4	23.701	27.341	51.042
5	23.446	28.133	51.579
6	23.391	27.253	50.644
7	23.459	27.165	50.624
8	23.374	27.283	50.657
9	23.366	27.229	50.595
10	23.318	27.152	50.470
11	23.455	27.229	50.684
12	23.368	27.091	50.459
13	23.379	27.034	50.413
14	23.755	27.114	50.869
15	23.509	27.050	50.559
16	23.543	27.120	50.663
17	23.427	27.153	50.580
18	23.381	27.141	50.522
19	23.390	27.019	50.409
20	23.488	27.206	50.694
21	23.388	27.140	50.528
22	23.393	27.163	50.556
23	23.445	27.586	51.031
24	40.418	27.144	01:07.562
25	23.334	27.124	50.458
IDEAL	23.318	27.019	50.337

YOUR COMPETITORS

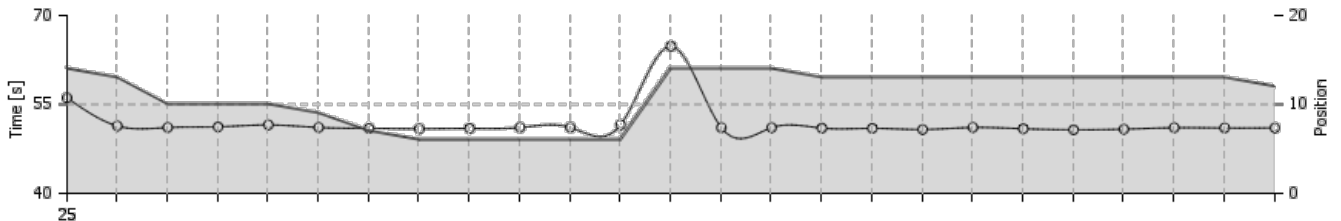
Pos	Driver	Kart	Best S1	Best S2	Best Lap	Gap
1	94 Siese Maxi .	24	23.255	26.949	50.258	+00.000
2	166 Franssen Romano .	17	23.252	26.964	50.253	+00.807
3	21 Bartsch Mateusz .	10	23.210	27.022	50.325	+02.149
4	113 Drzazga Remigiusz .	6	23.185	26.923	50.158	+03.757
5	14 Gaal Andras .	20	23.310	27.052	50.491	+04.093
6	102 Grzyb Wojciech .	3	23.303	27.056	50.418	+04.576
7	92 Oliveira JR .	2	23.281	26.963	50.342	+04.869
8	110 Mikolaj Pel .	22	23.192	27.008	50.221	+05.753
9	130 Slater Sam .	12	23.228	27.121	50.449	+08.814
10	135 Szydowski Adam .	7	23.349	27.036	50.489	+09.025
11	115 MEDART YOAN .	15	23.318	27.019	50.409	+09.679
12	33 Engstrom Jonte .	16	23.560	27.145	50.726	+15.905
13	126 Grabowski Piotr .	18	23.584	27.265	50.927	+20.471
14	36 Karlsson Philip .	13	23.204	26.968	50.269	+24.314
15	44 Hojczyk Dawid .	21	23.653	27.431	51.151	+27.150
16	40 Lenartowski Adam .	25	23.621	27.344	51.002	+30.778
17	8 Haglestein Thomas .	26	23.684	27.526	51.277	+34.331
18	117 Andrearczyk Krystian .	11	23.699	27.464	51.163	+34.770
19	48 Migdalczyk Jaroslaw .	14	23.786	27.788	51.655	+1 LAP
THEORETICAL BEST LAP			23.185	26.923	50.108	

TRACK RECORDS

TOP DNIA			TOP TYGODNIA			TOP MIESIĄCA			TOP KONFIGURACJI			TOP KOBIEŃ		
#	Driver	Lap	#	Driver	Lap	#	Driver	Lap	#	Driver	Lap	#	Driver	Lap
1	79 Lohse Andre .	50.156	1	Romano Franssen .	49.511	1	Romano Franssen .	49.511	1	Romano Franssen .	49.511	1	PALECZKA E.	52.523
2	113 Drzazga Remigiusz .	50.158	2	Jakub Kłęk .	49.527	2	Jakub Kłęk .	49.527	2	Jakub Kłęk .	49.527	2	MOTZ M.	54.835
3	110 Mikolaj Pel .	50.221	3	Jakub Olechowski .	49.614	3	Jakub Olechowski .	49.614	3	Jakub Olechowski .	49.614	3	VERSCHOOR T.	55.332
4	104 Klek Jakub .	50.230	4	Mateusz Bartsch .	49.619	4	Mateusz Bartsch .	49.619	4	Mateusz Bartsch .	49.619	4	PRUCNAL K.	55.502
5	166 Franssen Romano .	50.253	5	Erik Berggren .	49.762	5	Erik Berggren .	49.762	5	Erik Berggren .	49.762	5	PRUCNAL K.	55.704
6	94 Siese Maxi .	50.258	6	Dawid Chart .	49.798	6	Dawid Chart .	49.798	6	Dawid Chart .	49.798	6	PILAT K.	55.739
7	36 Karlsson Philip .	50.269	7	Wojciech Stefaniuk .	49.807	7	Wojciech Stefaniuk .	49.807	7	Wojciech Stefaniuk .	49.807	7	--	00.000
8	100 Haarbosch Rico .	50.274	8	Lorenzo Stolk .	49.818	8	Lorenzo Stolk .	49.818	8	Lorenzo Stolk .	49.818	8	--	00.000
9	97 Stolk Lorenzo .	50.283	9	Gaal Andras .	49.831	9	Gaal Andras .	49.831	9	Gaal Andras .	49.831	9	--	00.000
10	137 puyato opnithi .	50.284	10	Lars-Ole Jenss .	49.852	10	Lars-Ole Jenss .	49.852	10	Lars-Ole Jenss .	49.852	10	--	00.000

Position **12** Kart **33 Engstrom Jonte** Best Lap **50.726** Date **27-07-2018**

YOUR LAPS



YOUR RESULTS

Lap	S1	S2	Lap time
1	28.075	28.028	56.103
2	23.834	27.530	51.364
3	23.666	27.437	51.103
4	23.867	27.351	51.218
5	23.718	27.829	51.547
6	23.614	27.494	51.108
7	23.703	27.263	50.966
8	23.608	27.274	50.882
9	23.635	27.314	50.949
10	23.653	27.449	51.102
11	23.683	27.435	51.118
12	23.643	27.917	51.560
13	37.493	27.322	01:04.815
14	23.697	27.377	51.074
15	23.774	27.304	51.078
16	23.672	27.327	50.999
17	23.602	27.362	50.964
18	23.582	27.181	50.763
19	23.748	27.366	51.114
20	23.729	27.164	50.893
21	23.560	27.166	50.726
22	23.677	27.145	50.822
23	23.765	27.302	51.067
24	23.753	27.271	51.024
25	23.741	27.302	51.043
IDEAL	23.560	27.145	50.705

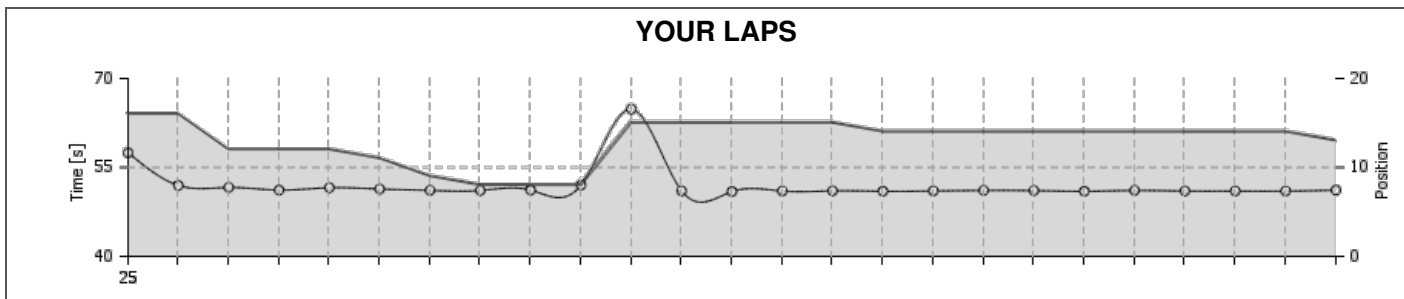
YOUR COMPETITORS

Pos	Driver	Kart	Best S1	Best S2	Best Lap	Gap
1	94 Siese Maxi .	24	23.255	26.949	50.258	+00.000
2	166 Franssen Romano .	17	23.252	26.964	50.253	+00.807
3	21 Bartsch Mateusz .	10	23.210	27.022	50.325	+02.149
4	113 Drzazga Remigiusz .	6	23.185	26.923	50.158	+03.757
5	14 Gaal Andras .	20	23.310	27.052	50.491	+04.093
6	102 Grzyb Wojciech .	3	23.303	27.056	50.418	+04.576
7	92 Oliveira JR .	2	23.281	26.963	50.342	+04.869
8	110 Mikołaj Pel .	22	23.192	27.008	50.221	+05.753
9	130 Slater Sam .	12	23.228	27.121	50.449	+08.814
10	135 Szydowski Adam .	7	23.349	27.036	50.489	+09.025
11	115 MEDART YOAN .	15	23.318	27.019	50.409	+09.679
12	33 Engstrom Jonte .	16	23.560	27.145	50.726	+15.905
13	126 Grabowski Piotr .	18	23.584	27.265	50.927	+20.471
14	36 Karlsson Philip .	13	23.204	26.968	50.269	+24.314
15	44 Hojczyk Dawid .	21	23.653	27.431	51.151	+27.150
16	40 Lenartowski Adam .	25	23.621	27.344	51.002	+30.778
17	8 Haglestein Thomas .	26	23.684	27.526	51.277	+34.331
18	117 Andrearczyk Krystian .	11	23.699	27.464	51.163	+34.770
19	48 Migdalczyk Jaroslaw .	14	23.786	27.788	51.655	+1 LAP
THEORETICAL BEST LAP			23.185	26.923	50.108	

TRACK RECORDS

TOP DNIA			TOP TYGODNIA			TOP MIESIĄCA			TOP KONFIGURACJI			TOP KOBIEŃ		
#	Driver	Lap	#	Driver	Lap	#	Driver	Lap	#	Driver	Lap	#	Driver	Lap
1	79 Lohse Andre .	50.156	1	Romano Franssen .	49.511	1	Romano Franssen .	49.511	1	PALECZKA E.	52.523	1	PALECZKA E.	52.523
2	113 Drzazga Remigiusz .	50.158	2	Jakub Kłęk .	49.527	2	Jakub Kłęk .	49.527	2	MOTZ M.	54.835	2	MOTZ M.	54.835
3	110 Mikołaj Pel .	50.221	3	Jakub Olechowski .	49.614	3	Jakub Olechowski .	49.614	3	VERSCHOOR T.	55.332	3	VERSCHOOR T.	55.332
4	104 Klek Jakub .	50.230	4	Mateusz Bartsch .	49.619	4	Mateusz Bartsch .	49.619	4	PRUCNAL K.	55.502	4	PRUCNAL K.	55.502
5	166 Franssen Romano .	50.253	5	Erik Berggren .	49.762	5	Erik Berggren .	49.762	5	PRUCNAL K.	55.704	5	PRUCNAL K.	55.704
6	94 Siese Maxi .	50.258	6	Dawid Chart .	49.798	6	Dawid Chart .	49.798	6	PILAT K.	55.739	6	PILAT K.	55.739
7	36 Karlsson Philip .	50.269	7	Wojciech Stefaniuk .	49.807	7	Wojciech Stefaniuk .	49.807	7	---	00.000	7	---	00.000
8	100 Haarbosch Rico .	50.274	8	Lorenzo Stolk .	49.818	8	Lorenzo Stolk .	49.818	8	---	00.000	8	---	00.000
9	97 Stolk Lorenzo .	50.283	9	Gaal Andras .	49.831	9	Gaal Andras .	49.831	9	---	00.000	9	---	00.000
10	137 puyato opnithi .	50.284	10	Lars-Ole Jenss .	49.852	10	Lars-Ole Jenss .	49.852	10	---	00.000	10	---	00.000

Position	Kart	Best Lap	Date
13	126 Grabowski Piotr	Kart 18	50.927
			27-07-2018



YOUR RESULTS

Lap	S1	S2	Lap time
1	29.514	27.976	57.490
2	24.015	27.935	51.950
3	23.838	27.782	51.620
4	23.731	27.445	51.176
5	23.782	27.794	51.576
6	23.813	27.539	51.352
7	23.696	27.430	51.126
8	23.725	27.387	51.112
9	23.862	27.307	51.169
10	23.700	28.314	52.014
11	37.399	27.454	01:04.853
12	23.584	27.446	51.030
13	23.614	27.313	50.927
14	23.645	27.368	51.013
15	23.749	27.295	51.044
16	23.690	27.290	50.980
17	23.693	27.337	51.030
18	23.621	27.498	51.119
19	23.747	27.342	51.089
20	23.630	27.347	50.977
21	23.613	27.502	51.115
22	23.642	27.379	51.021
23	23.634	27.374	51.008
24	23.739	27.265	51.004
25	23.625	27.548	51.173
IDEAL	23.584	27.265	50.849

YOUR COMPETITORS

Pos	Driver	Kart	Best S1	Best S2	Best Lap	Gap
1	94 Siese Maxi .	24	23.255	26.949	50.258	+00.000
2	166 Franssen Romano .	17	23.252	26.964	50.253	+00.807
3	21 Bartsch Mateusz .	10	23.210	27.022	50.325	+02.149
4	113 Drzazga Remigiusz .	6	23.185	26.923	50.158	+03.757
5	14 Gaal Andras .	20	23.310	27.052	50.491	+04.093
6	102 Grzyb Wojciech .	3	23.303	27.056	50.418	+04.576
7	92 Oliveira JR .	2	23.281	26.963	50.342	+04.869
8	110 Mikołaj Pel .	22	23.192	27.008	50.221	+05.753
9	130 Slater Sam .	12	23.228	27.121	50.449	+08.814
10	135 Szydłowski Adam .	7	23.349	27.036	50.489	+09.025
11	115 MEDART YOAN .	15	23.318	27.019	50.409	+09.679
12	33 Engstrom Jonte .	16	23.560	27.145	50.726	+15.905
13	126 Grabowski Piotr .	18	23.584	27.265	50.927	+20.471
14	36 Karlsson Philip .	13	23.204	26.968	50.269	+24.314
15	44 Hojczyk Dawid .	21	23.653	27.431	51.151	+27.150
16	40 Lenartowski Adam .	25	23.621	27.344	51.002	+30.778
17	8 Haglestein Thomas .	26	23.684	27.526	51.277	+34.331
18	117 Andrearczyk Krystian .	11	23.699	27.464	51.163	+34.770
19	48 Migdalczyk Jaroslaw .	14	23.786	27.788	51.655	+1 LAP
THEORETICAL BEST LAP			23.185	26.923	50.108	

TRACK RECORDS

TOP DNIA			TOP TYGODNIA			TOP MIESIĄCA			TOP KONFIGURACJI			TOP KOBIEŃ		
#	Driver	Lap	#	Driver	Lap	#	Driver	Lap	#	Driver	Lap	#	Driver	Lap
1	79 Lohse Andre .	50.156	1	Romano Franssen .	49.511	1	Romano Franssen .	49.511	1	Romano Franssen .	49.511	1	PALECZKA E.	52.523
2	113 Drzazga Remigiusz .	50.158	2	Jakub Klęk .	49.527	2	Jakub Klęk .	49.527	2	Jakub Klęk .	49.527	2	MOTZ M.	54.835
3	110 Mikołaj Pel .	50.221	3	Jakub Olechowski .	49.614	3	Jakub Olechowski .	49.614	3	Jakub Olechowski .	49.614	3	VERSCHOOR T.	55.332
4	104 Klęk Jakub .	50.230	4	Mateusz Bartsch .	49.619	4	Mateusz Bartsch .	49.619	4	Mateusz Bartsch .	49.619	4	PRUCNAL K.	55.502
5	166 Franssen Romano .	50.253	5	Erik Berggren .	49.762	5	Erik Berggren .	49.762	5	Erik Berggren .	49.762	5	PRUCNAL K.	55.704
6	94 Siese Maxi .	50.258	6	Dawid Chart .	49.798	6	Dawid Chart .	49.798	6	Dawid Chart .	49.798	6	PILAT K.	55.739
7	36 Karlsson Philip .	50.269	7	Wojciech Stefaniuk .	49.807	7	Wojciech Stefaniuk .	49.807	7	Wojciech Stefaniuk .	49.807	7	---	00.000
8	100 Haarbosch Rico .	50.274	8	Lorenzo Stolk .	49.818	8	Lorenzo Stolk .	49.818	8	Lorenzo Stolk .	49.818	8	---	00.000
9	97 Stolk Lorenzo .	50.283	9	Gaal Andras .	49.831	9	Gaal Andras .	49.831	9	Gaal Andras .	49.831	9	---	00.000
10	137 puyatn opnithi .	50.284	10	Lars-Ole Jenss .	49.852	10	Lars-Ole Jenss .	49.852	10	Lars-Ole Jenss .	49.852	10	---	00.000

Position

14

Kart

36 Karlsson Philip**Kart 13**

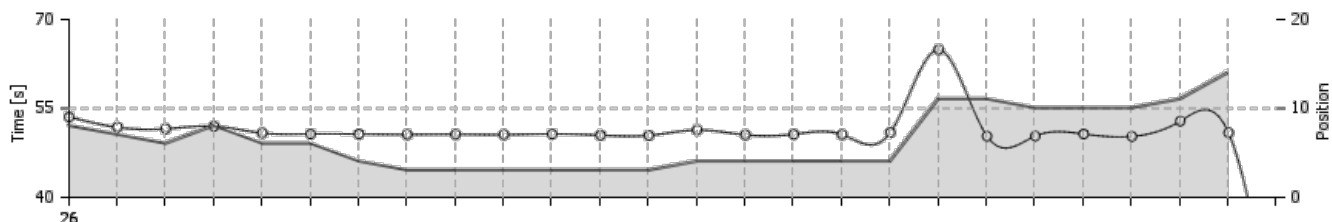
Best Lap

50.269

Date

27-07-2018

YOUR LAPS



YOUR RESULTS

Lap	S1	S2	Lap time
1	26.014	27.568	53.582
2	23.860	27.949	51.809
3	23.529	28.027	51.556
4	24.611	27.378	51.989
5	23.437	27.399	50.836
6	23.465	27.227	50.692
7	23.484	27.179	50.663
8	23.413	27.182	50.595
9	23.469	27.154	50.623
10	23.423	27.144	50.567
11	23.505	27.177	50.682
12	23.381	27.093	50.474
13	23.329	27.106	50.435
14	24.296	27.058	51.354
15	23.481	27.055	50.536
16	23.544	27.096	50.640
17	23.464	27.118	50.582
18	23.411	27.526	50.937
19	37.854	27.067	01:04.921
20	23.204	27.100	50.304
21	23.305	27.035	50.340
22	23.441	27.243	50.684
23	23.301	26.968	50.269
24	25.692	27.159	52.851
25	23.291	27.599	50.890
26	00.000	00.000	00.000
IDEAL	23.204	26.968	50.172

⊕ +15
sek

YOUR COMPETITORS

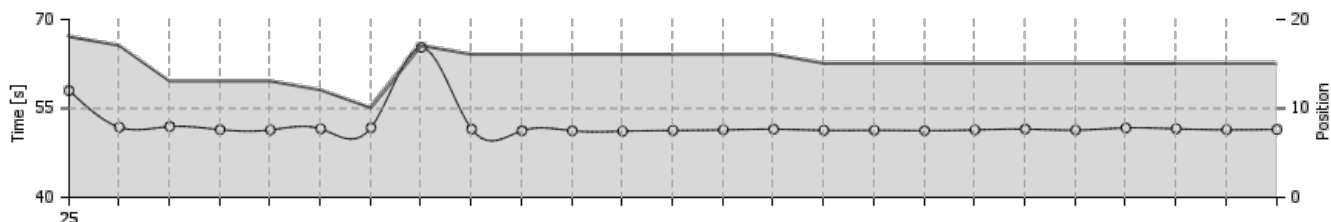
Pos	Driver	Kart	Best S1	Best S2	Best Lap	Gap
1	94 Siese Maxi .	24	23.255	26.949	50.258	+00.000
2	166 Franssen Romano .	17	23.252	26.964	50.253	+00.807
3	21 Bartsch Mateusz .	10	23.210	27.022	50.325	+02.149
4	113 Drzazga Remigiusz .	6	23.185	26.923	50.158	+03.757
5	14 Gaal Andras .	20	23.310	27.052	50.491	+04.093
6	102 Grzyb Wojciech .	3	23.303	27.056	50.418	+04.576
7	92 Oliveira JR .	2	23.281	26.963	50.342	+04.869
8	110 Mikołaj Pel .	22	23.192	27.008	50.221	+05.753
9	130 Slater Sam .	12	23.228	27.121	50.449	+08.814
10	135 Szydłowski Adam .	7	23.349	27.036	50.489	+09.025
11	115 MEDART YOAN .	15	23.318	27.019	50.409	+09.679
12	33 Engstrom Jonte .	16	23.560	27.145	50.726	+15.905
13	126 Grabowski Piotr .	18	23.584	27.265	50.927	+20.471
14	36 Karlsson Philip .	13	23.204	26.968	50.269	+24.314
15	44 Hojczyk Dawid .	21	23.653	27.431	51.151	+27.150
16	40 Lenartowski Adam .	25	23.621	27.344	51.002	+30.778
17	8 Haglestein Thomas .	26	23.684	27.526	51.277	+34.331
18	117 Andrearczyk Krystian .	11	23.699	27.464	51.163	+34.770
19	48 Migdalczyk Jaroslaw .	14	23.786	27.788	51.655	+1 LAP
THEORETICAL BEST LAP			23.185	26.923	50.108	

TRACK RECORDS

TOP DNIA			TOP TYGODNIA			TOP MIESIĄCA			TOP KONFIGURACJI			TOP KOBIEŃ		
#	Driver	Lap	#	Driver	Lap	#	Driver	Lap	#	Driver	Lap	#	Driver	Lap
1	79 Lohse Andre .	50.156	1	Romano Franssen .	49.511	1	Romano Franssen .	49.511	1	Romano Franssen .	49.511	1	PALECZKA E.	52.523
2	113 Drzazga Remigiusz .	50.158	2	Jakub Klęk .	49.527	2	Jakub Klęk .	49.527	2	Jakub Klęk .	49.527	2	MOTZ M.	54.835
3	110 Mikołaj Pel .	50.221	3	Jakub Olechowski .	49.614	3	Jakub Olechowski .	49.614	3	Jakub Olechowski .	49.614	3	VERSCHOOR T.	55.332
4	104 Klek Jakub .	50.230	4	Mateusz Bartsch .	49.619	4	Mateusz Bartsch .	49.619	4	Mateusz Bartsch .	49.619	4	PRUCNAL K.	55.502
5	166 Franssen Romano .	50.253	5	Erik Berggren .	49.762	5	Erik Berggren .	49.762	5	Erik Berggren .	49.762	5	PRUCNAL K.	55.704
6	94 Siese Maxi .	50.258	6	Dawid Chart .	49.798	6	Dawid Chart .	49.798	6	Dawid Chart .	49.798	6	PILAT K.	55.739
7	36 Karlsson Philip .	50.269	7	Wojciech Stefaniuk .	49.807	7	Wojciech Stefaniuk .	49.807	7	Wojciech Stefaniuk .	49.807	7	---	00.000
8	100 Haarbosch Rico .	50.274	8	Lorenzo Stolk .	49.818	8	Lorenzo Stolk .	49.818	8	Lorenzo Stolk .	49.818	8	---	00.000
9	97 Stolk Lorenzo .	50.283	9	Gaal Andras .	49.831	9	Gaal Andras .	49.831	9	Gaal Andras .	49.831	9	---	00.000
10	137 puyato opnithi .	50.284	10	Lars-Ole Jenss .	49.852	10	Lars-Ole Jenss .	49.852	10	Lars-Ole Jenss .	49.852	10	---	00.000

Position **15** Kart **44 Hojczyk Dawid** Best Lap **Kart 21** **51.151** Date **27-07-2018**

YOUR LAPS



YOUR RESULTS

Lap	S1	S2	Lap time
1	30.195	27.825	58.020
2	24.316	27.507	51.823
3	23.852	28.088	51.940
4	23.927	27.489	51.416
5	23.832	27.537	51.369
6	23.871	27.679	51.550
7	23.750	28.002	51.752
8	37.680	27.622	01:05.302
9	23.872	27.634	51.506
10	23.726	27.515	51.241
11	23.797	27.432	51.229
12	23.653	27.498	51.151
13	23.738	27.536	51.274
14	23.760	27.612	51.372
15	23.864	27.633	51.497
16	23.852	27.446	51.298
17	23.801	27.506	51.307
18	23.821	27.431	51.252
19	23.761	27.612	51.373
20	23.697	27.816	51.513
21	23.804	27.531	51.335
22	23.909	27.806	51.715
23	23.792	27.768	51.560
24	23.884	27.509	51.393
25	23.854	27.605	51.459
IDEAL	23.653	27.431	51.084

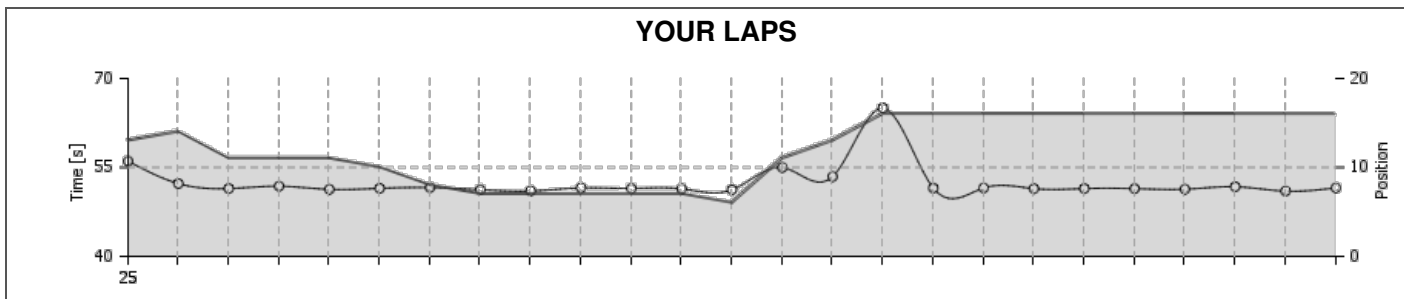
YOUR COMPETITORS

Pos	Driver	Kart	Best S1	Best S2	Best Lap	Gap
1	94 Siese Maxi .	24	23.255	26.949	50.258	+00.000
2	166 Franssen Romano .	17	23.252	26.964	50.253	+00.807
3	21 Bartsch Mateusz .	10	23.210	27.022	50.325	+02.149
4	113 Drzazga Remigiusz .	6	23.185	26.923	50.158	+03.757
5	14 Gaal Andras .	20	23.310	27.052	50.491	+04.093
6	102 Grzyb Wojciech .	3	23.303	27.056	50.418	+04.576
7	92 Oliveira JR .	2	23.281	26.963	50.342	+04.869
8	110 Mikołaj Pel .	22	23.192	27.008	50.221	+05.753
9	130 Slater Sam .	12	23.228	27.121	50.449	+08.814
10	135 Szydowski Adam .	7	23.349	27.036	50.489	+09.025
11	115 MEDART YOAN .	15	23.318	27.019	50.409	+09.679
12	33 Engstrom Jonte .	16	23.560	27.145	50.726	+15.905
13	126 Grabowski Piotr .	18	23.584	27.265	50.927	+20.471
14	36 Karlsson Philip .	13	23.204	26.968	50.269	+24.314
15	44 Hojczyk Dawid .	21	23.653	27.431	51.151	+27.150
16	40 Lenartowski Adam .	25	23.621	27.344	51.002	+30.778
17	8 Haglestein Thomas .	26	23.684	27.526	51.277	+34.331
18	117 Andrearczyk Krystian .	11	23.699	27.464	51.163	+34.770
19	48 Migdalczyk Jaroslaw .	14	23.786	27.788	51.655	+1 LAP
THEORETICAL BEST LAP			23.185	26.923	50.108	

TRACK RECORDS

TOP DNIA			TOP TYGODNIA			TOP MIESIĄCA			TOP KONFIGURACJI			TOP KOBIEŃ		
#	Driver	Lap	#	Driver	Lap	#	Driver	Lap	#	Driver	Lap	#	Driver	Lap
1	79 Lohse Andre .	50.156	1	Romano Franssen .	49.511	1	Romano Franssen .	49.511	1	Romano Franssen .	49.511	1	PALECZKA E.	52.523
2	113 Drzazga Remigiusz .	50.158	2	Jakub Kłęk .	49.527	2	Jakub Kłęk .	49.527	2	Jakub Kłęk .	49.527	2	MOTZ M.	54.835
3	110 Mikołaj Pel .	50.221	3	Jakub Olechowski .	49.614	3	Jakub Olechowski .	49.614	3	Jakub Olechowski .	49.614	3	VERSCHOOR T.	55.332
4	104 Klek Jakub .	50.230	4	Mateusz Bartsch .	49.619	4	Mateusz Bartsch .	49.619	4	Mateusz Bartsch .	49.619	4	PRUCNAL K.	55.502
5	166 Franssen Romano .	50.253	5	Erik Berggren .	49.762	5	Erik Berggren .	49.762	5	Erik Berggren .	49.762	5	PRUCNAL K.	55.704
6	94 Siese Maxi .	50.258	6	Dawid Chart .	49.798	6	Dawid Chart .	49.798	6	Dawid Chart .	49.798	6	PILAT K.	55.739
7	36 Karlsson Philip .	50.269	7	Wojciech Stefaniuk .	49.807	7	Wojciech Stefaniuk .	49.807	7	Wojciech Stefaniuk .	49.807	7	--	00.000
8	100 Haarbosch Rico .	50.274	8	Lorenzo Stolk .	49.818	8	Lorenzo Stolk .	49.818	8	Lorenzo Stolk .	49.818	8	--	00.000
9	97 Stolk Lorenzo .	50.283	9	Gaal Andras .	49.831	9	Gaal Andras .	49.831	9	Gaal Andras .	49.831	9	--	00.000
10	137 puyato opnithi .	50.284	10	Lars-Ole Jenss .	49.852	10	Lars-Ole Jenss .	49.852	10	Lars-Ole Jenss .	49.852	10	--	00.000

Position	Kart	Best Lap	Date
16	40 Lenartowski Adam	Kart 25	51.002
			27-07-2018



YOUR RESULTS

Lap	S1	S2	Lap time
1	27.659	28.394	56.053
2	24.556	27.715	52.271
3	23.854	27.583	51.437
4	23.718	28.109	51.827
5	23.678	27.620	51.298
6	23.768	27.704	51.472
7	23.855	27.752	51.607
8	23.691	27.556	51.247
9	23.621	27.410	51.031
10	23.712	27.831	51.543
11	23.998	27.469	51.467
12	23.833	27.565	51.398
13	23.679	27.550	51.229
14	23.724	31.266	54.990
15	25.310	28.138	53.448
16	37.369	27.646	01:05.015
17	23.977	27.541	51.518
18	23.748	27.783	51.531
19	23.875	27.544	51.419
20	23.853	27.579	51.432
21	23.849	27.575	51.424
22	23.629	27.694	51.323
23	23.823	27.922	51.745
24	23.658	27.344	51.002
25	23.728	27.820	51.548
IDEAL	23.621	27.344	50.965

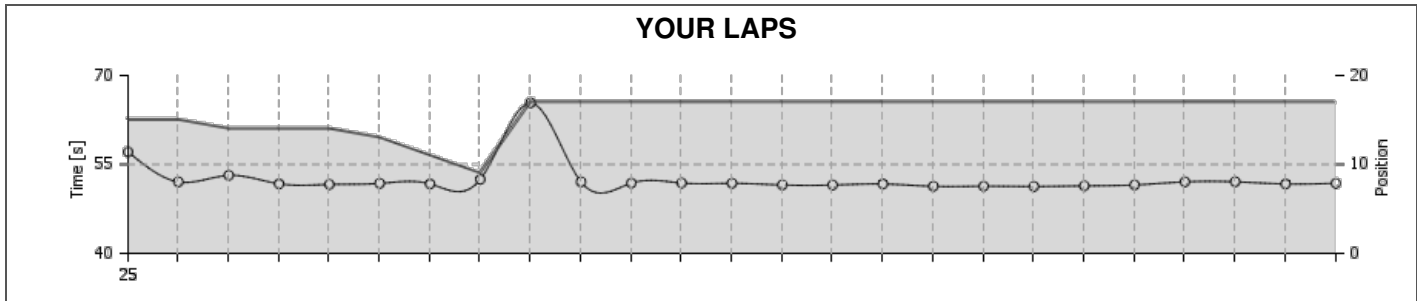
YOUR COMPETITORS

Pos	Driver	Kart	Best S1	Best S2	Best Lap	Gap
1	94 Siese Maxi .	24	23.255	26.949	50.258	+00.000
2	166 Franssen Romano .	17	23.252	26.964	50.253	+00.807
3	21 Bartsch Mateusz .	10	23.210	27.022	50.325	+02.149
4	113 Drzazga Remigiusz .	6	23.185	26.923	50.158	+03.757
5	14 Gaal Andras .	20	23.310	27.052	50.491	+04.093
6	102 Grzyb Wojciech .	3	23.303	27.056	50.418	+04.576
7	92 Oliveira JR .	2	23.281	26.963	50.342	+04.869
8	110 Mikołaj Pel .	22	23.192	27.008	50.221	+05.753
9	130 Slater Sam .	12	23.228	27.121	50.449	+08.814
10	135 Szydłowski Adam .	7	23.349	27.036	50.489	+09.025
11	115 MEDART YOAN .	15	23.318	27.019	50.409	+09.679
12	33 Engstrom Jonte .	16	23.560	27.145	50.726	+15.905
13	126 Grabowski Piotr .	18	23.584	27.265	50.927	+20.471
14	36 Karlsson Philip .	13	23.204	26.968	50.269	+24.314
15	44 Hojczyk Dawid .	21	23.653	27.431	51.151	+27.150
16	40 Lenartowski Adam .	25	23.621	27.344	51.002	+30.778
17	8 Haglestein Thomas .	26	23.684	27.526	51.277	+34.331
18	117 Andrearczyk Krystian .	11	23.699	27.464	51.163	+34.770
19	48 Migdalczyk Jaroslaw .	14	23.786	27.788	51.655	+1 LAP
THEORETICAL BEST LAP			23.185	26.923	50.108	

TRACK RECORDS

TOP DNIA			TOP TYGODNIA			TOP MIESIĄCA			TOP KONFIGURACJI			TOP KOBIEŃ		
#	Driver	Lap	#	Driver	Lap	#	Driver	Lap	#	Driver	Lap	#	Driver	Lap
1	79 Lohse Andre .	50.156	1	Romano Franssen .	49.511	1	Romano Franssen .	49.511	1	PALECZKA E.	52.523	1	PALECZKA E.	52.523
2	113 Drzazga Remigiusz .	50.158	2	Jakub Kłęk .	49.527	2	Jakub Kłęk .	49.527	2	MOTZ M.	54.835	2	MOTZ M.	54.835
3	110 Mikołaj Pel .	50.221	3	Jakub Olechowski .	49.614	3	Jakub Olechowski .	49.614	3	VERSCHOOR T.	55.332	3	VERSCHOOR T.	55.332
4	104 Klek Jakub .	50.230	4	Mateusz Bartsch .	49.619	4	Mateusz Bartsch .	49.619	4	PRUCNAL K.	55.502	4	PRUCNAL K.	55.502
5	166 Franssen Romano .	50.253	5	Erik Berggren .	49.762	5	Erik Berggren .	49.762	5	PRUCNAL K.	55.704	5	PRUCNAL K.	55.704
6	94 Siese Maxi .	50.258	6	Dawid Chart .	49.798	6	Dawid Chart .	49.798	6	PILAT K.	55.739	6	PILAT K.	55.739
7	36 Karlsson Philip .	50.269	7	Wojciech Stefaniuk .	49.807	7	Wojciech Stefaniuk .	49.807	7	--	00.000	7	--	00.000
8	100 Haarbosch Rico .	50.274	8	Lorenzo Stolk .	49.818	8	Lorenzo Stolk .	49.818	8	--	00.000	8	--	00.000
9	97 Stolk Lorenzo .	50.283	9	Gaal Andras .	49.831	9	Gaal Andras .	49.831	9	--	00.000	9	--	00.000
10	137 puyato opnithi .	50.284	10	Lars-Ole Jenss .	49.852	10	Lars-Ole Jenss .	49.852	10	--	00.000	10	--	00.000

Position	Kart	Best Lap	Date
17	8 Haglestein Thomas	Kart 26	51.277
			27-07-2018



YOUR RESULTS

Lap	S1	S2	Lap time
1	29.171	27.935	57.106
2	24.021	28.027	52.048
3	23.837	29.311	53.148
4	23.957	27.776	51.733
5	23.828	27.795	51.623
6	23.787	28.005	51.792
7	23.934	27.782	51.716
8	24.054	28.431	52.485
9	37.702	27.694	01:05.396
10	24.089	27.957	52.046
11	24.044	27.797	51.841
12	23.943	27.922	51.865
13	24.118	27.690	51.808
14	23.867	27.667	51.534
15	23.793	27.733	51.526
16	23.882	27.819	51.701
17	23.774	27.531	51.305
18	23.684	27.634	51.318
19	23.700	27.577	51.277
20	23.709	27.668	51.377
21	23.820	27.717	51.537
22	23.768	28.290	52.058
23	24.172	27.897	52.069
24	24.179	27.526	51.705
25	23.806	28.008	51.814
IDEAL	23.684	27.526	51.210

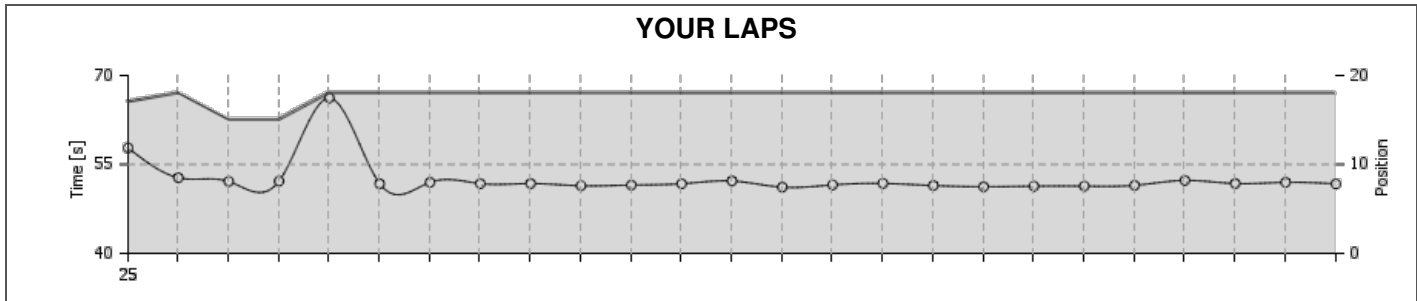
YOUR COMPETITORS

Pos	Driver	Kart	Best S1	Best S2	Best Lap	Gap
1	94 Siese Maxi .	24	23.255	26.949	50.258	+00.000
2	166 Franssen Romano .	17	23.252	26.964	50.253	+00.807
3	21 Bartsch Mateusz .	10	23.210	27.022	50.325	+02.149
4	113 Drzazga Remigiusz .	6	23.185	26.923	50.158	+03.757
5	14 Gaal Andras .	20	23.310	27.052	50.491	+04.093
6	102 Grzyb Wojciech .	3	23.303	27.056	50.418	+04.576
7	92 Oliveira JR .	2	23.281	26.963	50.342	+04.869
8	110 Mikołaj Pel .	22	23.192	27.008	50.221	+05.753
9	130 Slater Sam .	12	23.228	27.121	50.449	+08.814
10	135 Szydłowski Adam .	7	23.349	27.036	50.489	+09.025
11	115 MEDART YOAN .	15	23.318	27.019	50.409	+09.679
12	33 Engstrom Jonte .	16	23.560	27.145	50.726	+15.905
13	126 Grabowski Piotr .	18	23.584	27.265	50.927	+20.471
14	36 Karlsson Philip .	13	23.204	26.968	50.269	+24.314
15	44 Hojczyk Dawid .	21	23.653	27.431	51.151	+27.150
16	40 Lenartowski Adam .	25	23.621	27.344	51.002	+30.778
17	8 Haglestein Thomas .	26	23.684	27.526	51.277	+34.331
18	117 Andrearczyk Krystian .	11	23.699	27.464	51.163	+34.770
19	48 Migdalczyk Jaroslaw .	14	23.786	27.788	51.655	+1 LAP
THEORETICAL BEST LAP			23.185	26.923	50.108	

TRACK RECORDS

TOP DNIA			TOP TYGODNIA			TOP MIESIĄCA			TOP KONFIGURACJI			TOP KOBIEŃ		
#	Driver	Lap	#	Driver	Lap	#	Driver	Lap	#	Driver	Lap	#	Driver	Lap
1	79 Lohse Andre .	50.156	1	Romano Franssen .	49.511	1	Romano Franssen .	49.511	1	PALECZKA E.	52.523	1	PALECZKA E.	52.523
2	113 Drzazga Remigiusz .	50.158	2	Jakub Klęk .	49.527	2	Jakub Klęk .	49.527	2	Jakub Klęk .	49.527	2	MOTZ M.	54.835
3	110 Mikołaj Pel .	50.221	3	Jakub Olechowski .	49.614	3	Jakub Olechowski .	49.614	3	Jakub Olechowski .	49.614	3	VERSCHOOR T.	55.332
4	104 Klęk Jakub .	50.230	4	Mateusz Bartsch .	49.619	4	Mateusz Bartsch .	49.619	4	Mateusz Bartsch .	49.619	4	PRUCNAL K.	55.502
5	166 Franssen Romano .	50.253	5	Erik Berggren .	49.762	5	Erik Berggren .	49.762	5	Erik Berggren .	49.762	5	PRUCNAL K.	55.704
6	94 Siese Maxi .	50.258	6	Dawid Chart .	49.798	6	Dawid Chart .	49.798	6	Dawid Chart .	49.798	6	PILAT K.	55.739
7	36 Karlsson Philip .	50.269	7	Wojciech Stefaniuk .	49.807	7	Wojciech Stefaniuk .	49.807	7	Wojciech Stefaniuk .	49.807	7	---	00.000
8	100 Haarbosch Rico .	50.274	8	Lorenzo Stolk .	49.818	8	Lorenzo Stolk .	49.818	8	Lorenzo Stolk .	49.818	8	---	00.000
9	97 Stolk Lorenzo .	50.283	9	Gaal Andras .	49.831	9	Gaal Andras .	49.831	9	Gaal Andras .	49.831	9	---	00.000
10	137 puyato opnithi .	50.284	10	Lars-Ole Jenss .	49.852	10	Lars-Ole Jenss .	49.852	10	Lars-Ole Jenss .	49.852	10	---	00.000

Position	Kart	Best Lap	Date
18	Kart 11	51.163	27-07-2018
117 Andrearczyk Krystian			



YOUR RESULTS

Lap	S1	S2	Lap time
1	29.843	27.943	57.786
2	24.961	27.789	52.750
3	23.952	28.169	52.121
4	24.008	28.172	52.180
5	38.374	27.844	01:06.218
6	23.816	27.924	51.740
7	23.875	28.111	51.986
8	23.870	27.898	51.768
9	23.994	27.778	51.772
10	23.834	27.562	51.396
11	23.775	27.742	51.517
12	23.910	27.828	51.738
13	24.197	28.007	52.204
14	23.699	27.464	51.163
15	23.959	27.586	51.545
16	24.006	27.784	51.790
17	23.756	27.678	51.434
18	23.732	27.511	51.243
19	23.716	27.609	51.325
20	23.752	27.580	51.332
21	23.712	27.759	51.471
22	23.749	28.552	52.301
23	24.129	27.648	51.777
24	24.259	27.722	51.981
25	23.818	27.911	51.729
IDEAL	23.699	27.464	51.163

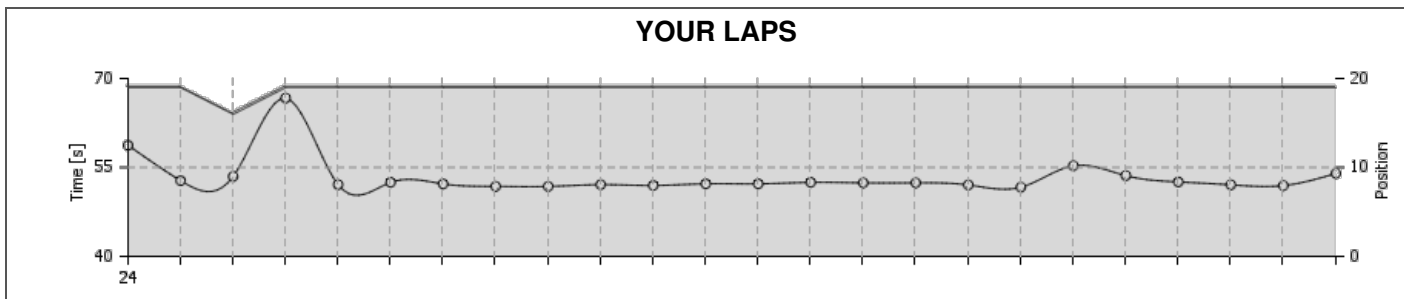
YOUR COMPETITORS

Pos	Driver	Kart	Best S1	Best S2	Best Lap	Gap
1	94 Siese Maxi .	24	23.255	26.949	50.258	+00.000
2	166 Franssen Romano .	17	23.252	26.964	50.253	+00.807
3	21 Bartsch Mateusz .	10	23.210	27.022	50.325	+02.149
4	113 Drzazga Remigiusz .	6	23.185	26.923	50.158	+03.757
5	14 Gaal Andras .	20	23.310	27.052	50.491	+04.093
6	102 Grzyb Wojciech .	3	23.303	27.056	50.418	+04.576
7	92 Oliveira JR .	2	23.281	26.963	50.342	+04.869
8	110 Mikołaj Pel .	22	23.192	27.008	50.221	+05.753
9	130 Slater Sam .	12	23.228	27.121	50.449	+08.814
10	135 Szydłowski Adam .	7	23.349	27.036	50.489	+09.025
11	115 MEDART YOAN .	15	23.318	27.019	50.409	+09.679
12	33 Engstrom Jonte .	16	23.560	27.145	50.726	+15.905
13	126 Grabowski Piotr .	18	23.584	27.265	50.927	+20.471
14	36 Karlsson Philip .	13	23.204	26.968	50.269	+24.314
15	44 Hojczyk Dawid .	21	23.653	27.431	51.151	+27.150
16	40 Lenartowski Adam .	25	23.621	27.344	51.002	+30.778
17	8 Haglestein Thomas .	26	23.684	27.526	51.277	+34.331
18	117 Andrearczyk Krystian .	11	23.699	27.464	51.163	+34.770
19	48 Migdalczyk Jaroslaw .	14	23.786	27.788	51.655	+1 LAP
THEORETICAL BEST LAP			23.185	26.923	50.108	

TRACK RECORDS

TOP DNIA			TOP TYGODNIA			TOP MIESIĄCA			TOP KONFIGURACJI			TOP KOBIET		
#	Driver	Lap	#	Driver	Lap	#	Driver	Lap	#	Driver	Lap	#	Driver	Lap
1	79 Lohse Andre .	50.156	1	Romano Franssen .	49.511	1	Romano Franssen .	49.511	1	Romano Franssen .	49.511	1	PALECZKA E.	52.523
2	113 Drzazga Remigiusz .	50.158	2	Jakub Klęk .	49.527	2	Jakub Klęk .	49.527	2	Jakub Klęk .	49.527	2	MOTZ M.	54.835
3	110 Mikołaj Pel .	50.221	3	Jakub Olechowski .	49.614	3	Jakub Olechowski .	49.614	3	Jakub Olechowski .	49.614	3	VERSCHOOR T.	55.332
4	104 Klek Jakub .	50.230	4	Mateusz Bartsch .	49.619	4	Mateusz Bartsch .	49.619	4	Mateusz Bartsch .	49.619	4	PRUCNAL K.	55.502
5	166 Franssen Romano .	50.253	5	Erik Berggren .	49.762	5	Erik Berggren .	49.762	5	Erik Berggren .	49.762	5	PRUCNAL K.	55.704
6	94 Siese Maxi .	50.258	6	Dawid Chart .	49.798	6	Dawid Chart .	49.798	6	Dawid Chart .	49.798	6	PILAT K.	55.739
7	36 Karlsson Philip .	50.269	7	Wojciech Stefaniuk .	49.807	7	Wojciech Stefaniuk .	49.807	7	Wojciech Stefaniuk .	49.807	7	---	00.000
8	100 Haarbosch Rico .	50.274	8	Lorenzo Stolk .	49.818	8	Lorenzo Stolk .	49.818	8	Lorenzo Stolk .	49.818	8	---	00.000
9	97 Stolk Lorenzo .	50.283	9	Gaal Andras .	49.831	9	Gaal Andras .	49.831	9	Gaal Andras .	49.831	9	---	00.000
10	137 puyato opnithi .	50.284	10	Lars-Ole Jenss .	49.852	10	Lars-Ole Jenss .	49.852	10	Lars-Ole Jenss .	49.852	10	---	00.000

Position	Kart	Best Lap	Date
19	48 Migdalczyk Jaroslaw	Kart 14 51.655	27-07-2018



YOUR RESULTS

Lap	S1	S2	Lap time
1	30.576	28.156	58.732
2	24.454	28.320	52.774
3	24.017	29.450	53.467
4	38.405	28.279	01:06.684
5	24.021	28.066	52.087
6	24.401	28.078	52.479
7	24.017	28.198	52.215
8	24.010	27.788	51.798
9	23.933	27.857	51.790
10	24.047	28.048	52.095
11	24.015	27.943	51.958
12	24.095	28.140	52.235
13	24.095	28.133	52.228
14	24.045	28.434	52.479
15	24.405	27.993	52.398
16	24.214	28.185	52.399
17	24.034	28.010	52.044
18	23.786	27.869	51.655
19	25.376	29.900	55.276
20	24.445	29.166	53.611
21	24.216	28.333	52.549
22	23.878	28.184	52.062
23	24.098	27.836	51.934
24	24.209	29.776	53.985
IDEAL	23.786	27.788	51.574

YOUR COMPETITORS

Pos	Driver	Kart	Best S1	Best S2	Best Lap	Gap
1	94 Siese Maxi .	24	23.255	26.949	50.258	+00.000
2	166 Franssen Romano .	17	23.252	26.964	50.253	+00.807
3	21 Bartsch Mateusz .	10	23.210	27.022	50.325	+02.149
4	113 Drzazga Remigiusz .	6	23.185	26.923	50.158	+03.757
5	14 Gaal Andras .	20	23.310	27.052	50.491	+04.093
6	102 Grzyb Wojciech .	3	23.303	27.056	50.418	+04.576
7	92 Oliveira JR .	2	23.281	26.963	50.342	+04.869
8	110 Mikołaj Pel .	22	23.192	27.008	50.221	+05.753
9	130 Slater Sam .	12	23.228	27.121	50.449	+08.814
10	135 Szydłowski Adam .	7	23.349	27.036	50.489	+09.025
11	115 MEDART YOAN .	15	23.318	27.019	50.409	+09.679
12	33 Engstrom Jonte .	16	23.560	27.145	50.726	+15.905
13	126 Grabowski Piotr .	18	23.584	27.265	50.927	+20.471
14	36 Karlsson Philip .	13	23.204	26.968	50.269	+24.314
15	44 Hojczyk Dawid .	21	23.653	27.431	51.151	+27.150
16	40 Lenartowski Adam .	25	23.621	27.344	51.002	+30.778
17	8 Haglestein Thomas .	26	23.684	27.526	51.277	+34.331
18	117 Andrearczyk Krystian .	11	23.699	27.464	51.163	+34.770
19	48 Migdalczyk Jaroslaw .	14	23.786	27.788	51.655	+1 LAP
THEORETICAL BEST LAP			23.185	26.923	50.108	

TRACK RECORDS

TOP DNIA			TOP TYGODNIA			TOP MIESIĄCA			TOP KONFIGURACJI			TOP KOBIEŃ		
#	Driver	Lap	#	Driver	Lap	#	Driver	Lap	#	Driver	Lap	#	Driver	Lap
1	79 Lohse Andre .	50.156	1	Romano Franssen .	49.511	1	Romano Franssen .	49.511	1	PALE CZKA E.	52.523	1	PALE CZKA E.	52.523
2	113 Drzazga Remigiusz .	50.158	2	Jakub Klęk .	49.527	2	Jakub Klęk .	49.527	2	Jakub Klęk .	49.527	2	MOTZ M.	54.835
3	110 Mikołaj Pel .	50.221	3	Jakub Olechowski .	49.614	3	Jakub Olechowski .	49.614	3	Jakub Olechowski .	49.614	3	VERSCHOOR T.	55.332
4	104 Klęk Jakub .	50.230	4	Mateusz Bartsch .	49.619	4	Mateusz Bartsch .	49.619	4	Mateusz Bartsch .	49.619	4	PRUCNAL K.	55.502
5	166 Franssen Romano .	50.253	5	Erik Berggren .	49.762	5	Erik Berggren .	49.762	5	Erik Berggren .	49.762	5	PRUCNAL K.	55.704
6	94 Siese Maxi .	50.258	6	Dawid Chart .	49.798	6	Dawid Chart .	49.798	6	Dawid Chart .	49.798	6	PILAT K.	55.739
7	36 Karlsson Philip .	50.269	7	Wojciech Stefaniuk .	49.807	7	Wojciech Stefaniuk .	49.807	7	Wojciech Stefaniuk .	49.807	7	---	00.000
8	100 Haarbosch Rico .	50.274	8	Lorenzo Stolk .	49.818	8	Lorenzo Stolk .	49.818	8	Lorenzo Stolk .	49.818	8	---	00.000
9	97 Stolk Lorenzo .	50.283	9	Gaal Andras .	49.831	9	Gaal Andras .	49.831	9	Gaal Andras .	49.831	9	---	00.000
10	137 puyato opnithi .	50.284	10	Lars-Ole Jenss .	49.852	10	Lars-Ole Jenss .	49.852	10	Lars-Ole Jenss .	49.852	10	---	00.000